



US00D647287S

(12) **United States Design Patent**  
**Seelert**

(10) **Patent No.:** **US D647,287 S**

(45) **Date of Patent:** **\*\* Oct. 25, 2011**

(54) **BOOT**

(75) Inventor: **Erin Seelert**, Long Beach, CA (US)

(73) Assignee: **Leg Avenue, Inc.**, City of Industry, CA (US)

(\*\*) Term: **14 Years**

(21) Appl. No.: **29/389,136**

(22) Filed: **Apr. 6, 2011**

(51) **LOC (9) Cl.** ..... **02-04**

(52) **U.S. Cl.** ..... **D2/911; D2/929**

(58) **Field of Classification Search** ..... D2/896,  
D2/909-911, 925, 943, 946, 969, 970, 971;  
36/83, 1.5, 2 R, 109, 3 A, 7.1 R, 45, 52, 112,  
36/100

See application file for complete search history.

(56) **References Cited**

**U.S. PATENT DOCUMENTS**

|              |        |          |       |        |
|--------------|--------|----------|-------|--------|
| D8,255 S *   | 3/1875 | Trotter  | ..... | D2/910 |
| D45,412 S *  | 3/1914 | Dean     | ..... | D2/912 |
| D67,739 S *  | 7/1925 | Blair    | ..... | D2/912 |
| D99,017 S *  | 3/1936 | Griffith | ..... | D2/912 |
| D282,119 S * | 1/1986 | Kamali   | ..... | D2/912 |

|              |         |               |       |        |
|--------------|---------|---------------|-------|--------|
| D527,872 S * | 9/2006  | Choi          | ..... | D2/910 |
| D530,488 S * | 10/2006 | Kelsey        | ..... | D2/912 |
| D547,046 S * | 7/2007  | Belley et al. | ..... | D2/970 |
| D557,482 S * | 12/2007 | Kelsey        | ..... | D2/912 |
| D561,432 S * | 2/2008  | He            | ..... | D2/911 |
| D581,141 S * | 11/2008 | Van Hulle     | ..... | D2/910 |
| D585,186 S * | 1/2009  | Van Hulle     | ..... | D2/910 |
| D586,540 S * | 2/2009  | Kehoe         | ..... | D2/910 |
| D586,983 S * | 2/2009  | Van Hulle     | ..... | D2/910 |

\* cited by examiner

*Primary Examiner* — Rob Spear

*Assistant Examiner* — Rashida C McCoy

(74) *Attorney, Agent, or Firm* — SVPC; Glenn E. Von Tersch

(57) **CLAIM**

The ornamental design for a boot, as shown and described.

**DESCRIPTION**

FIG. 1 is a perspective view of a boot.

FIG. 2 is a front view of the boot.

FIG. 3 is a right side view of the boot.

FIG. 4 is a left side view of the boot.

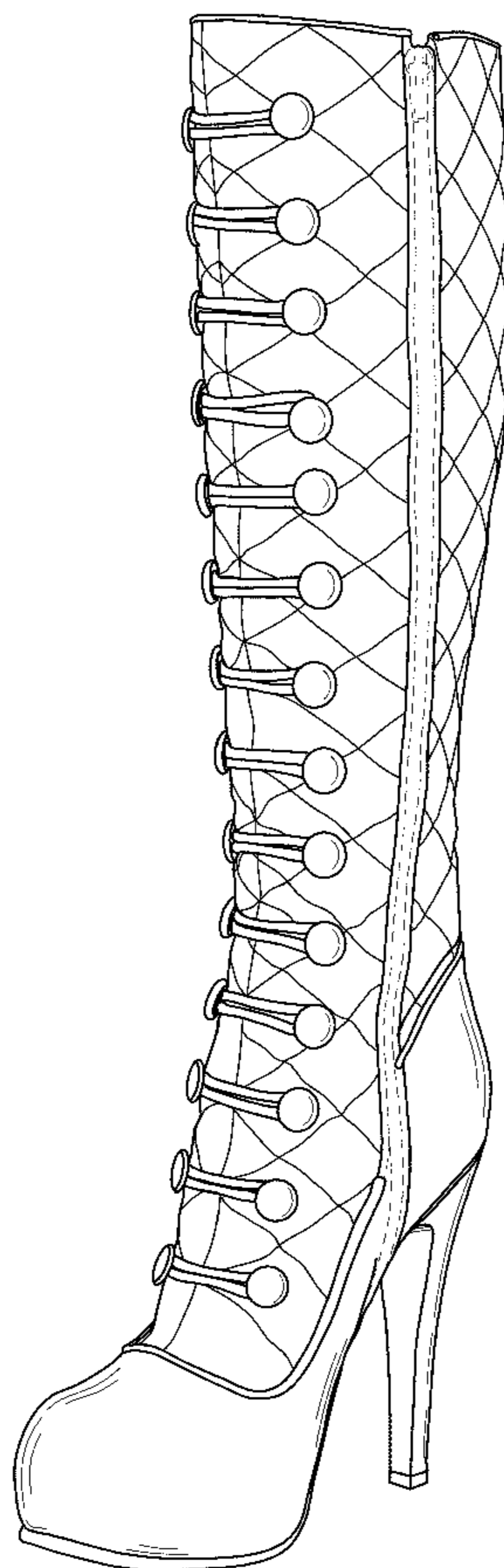
FIG. 5 is a rear view of the boot.

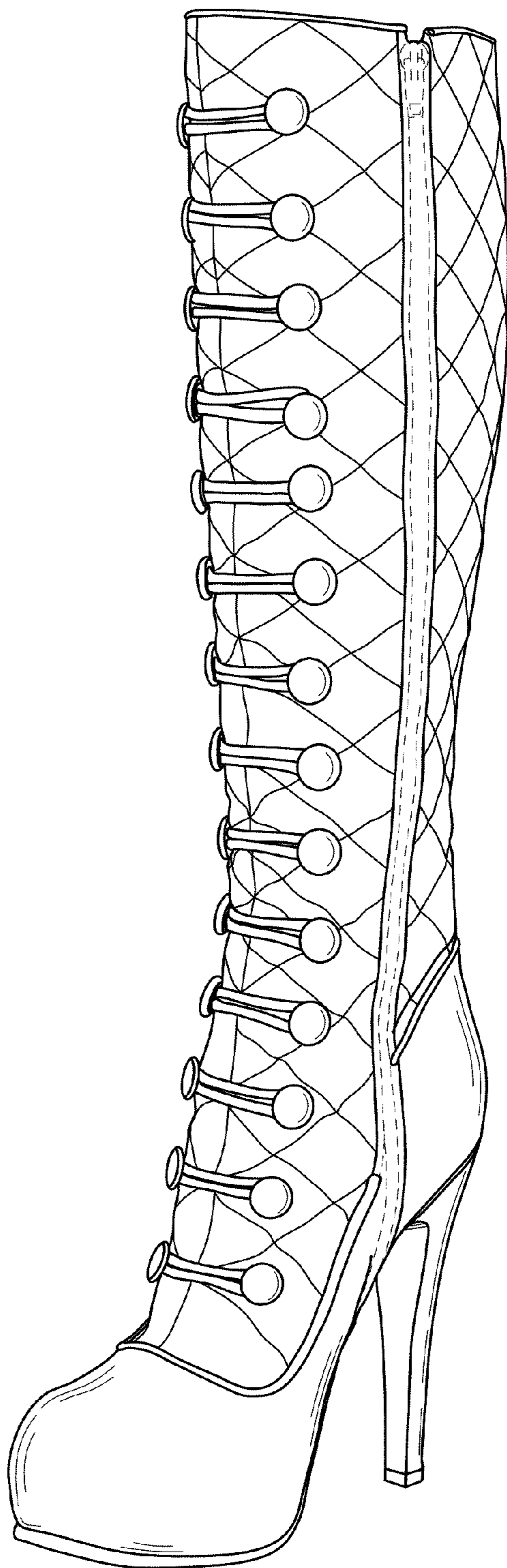
FIG. 6 is a bottom view of the boot; and,

FIG. 7 is a top view of the boot.

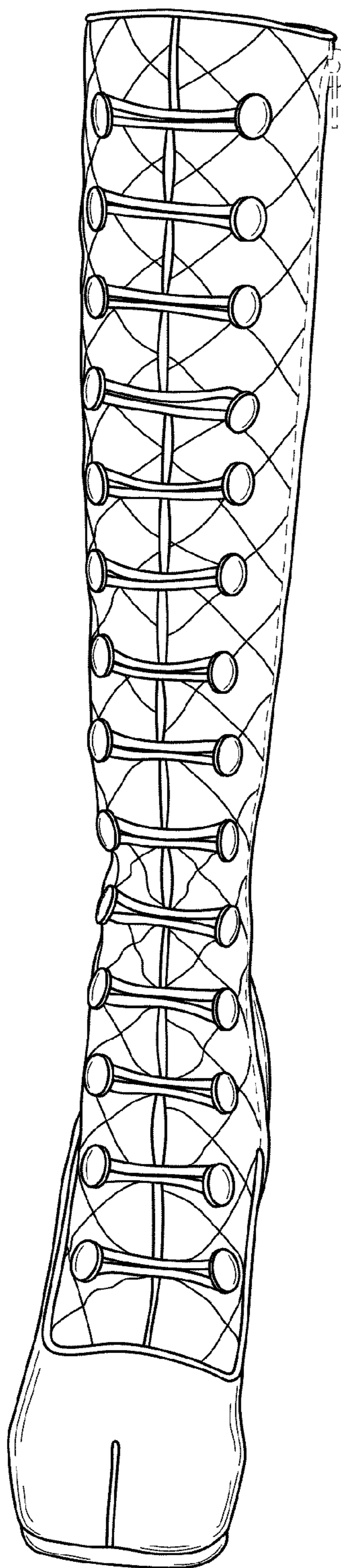
The broken lines illustrate environmental structure and form no part of the claimed design.

**1 Claim, 6 Drawing Sheets**

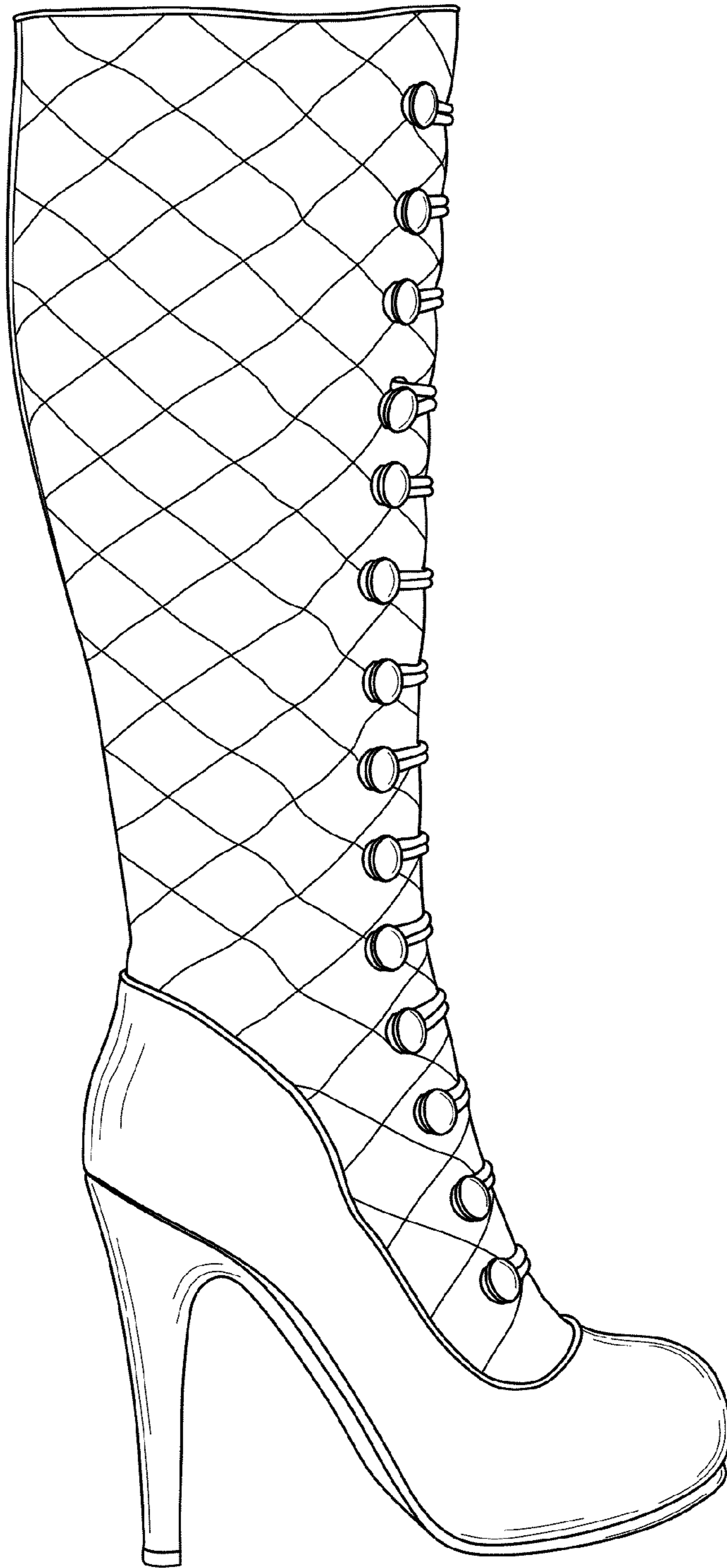




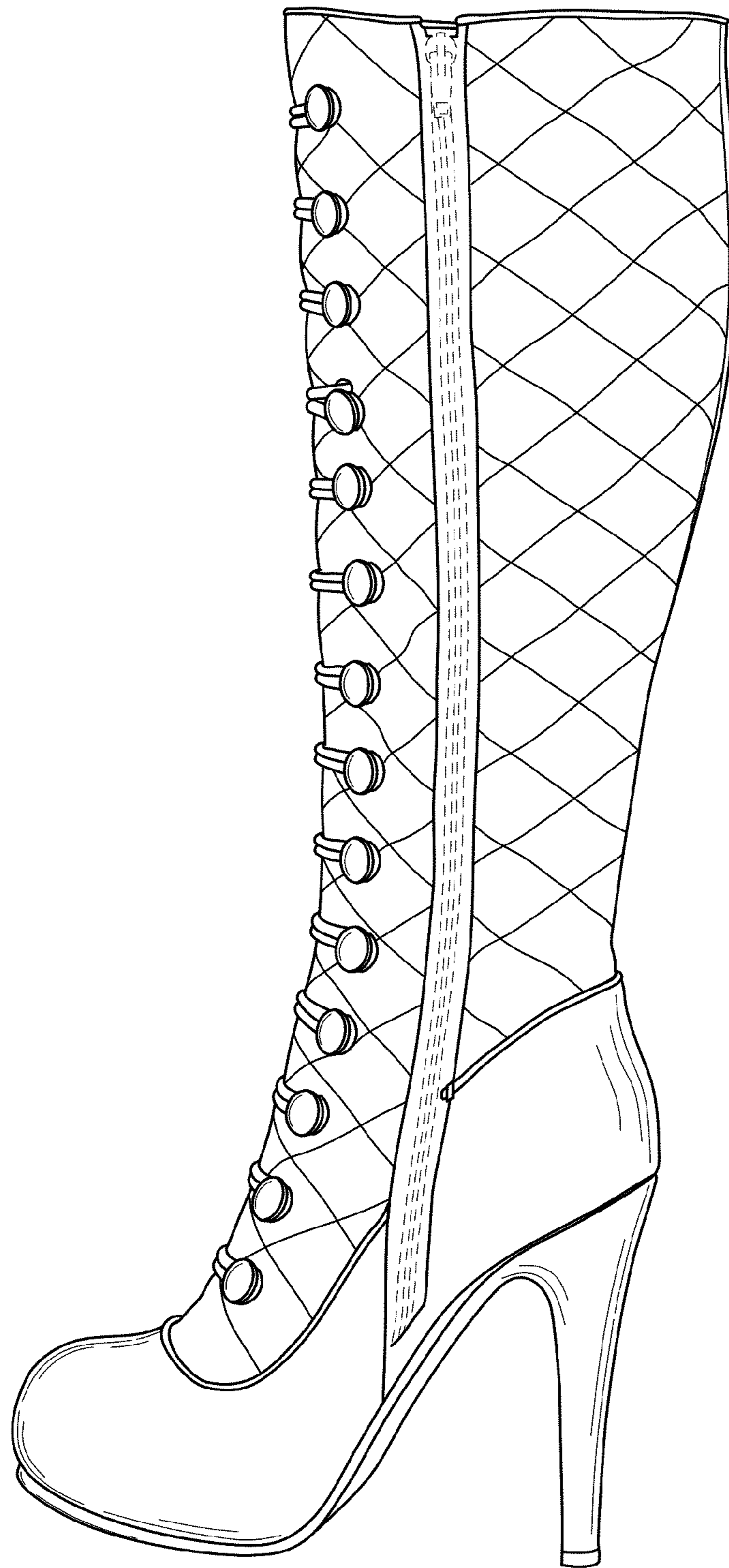
*FIG. 1*



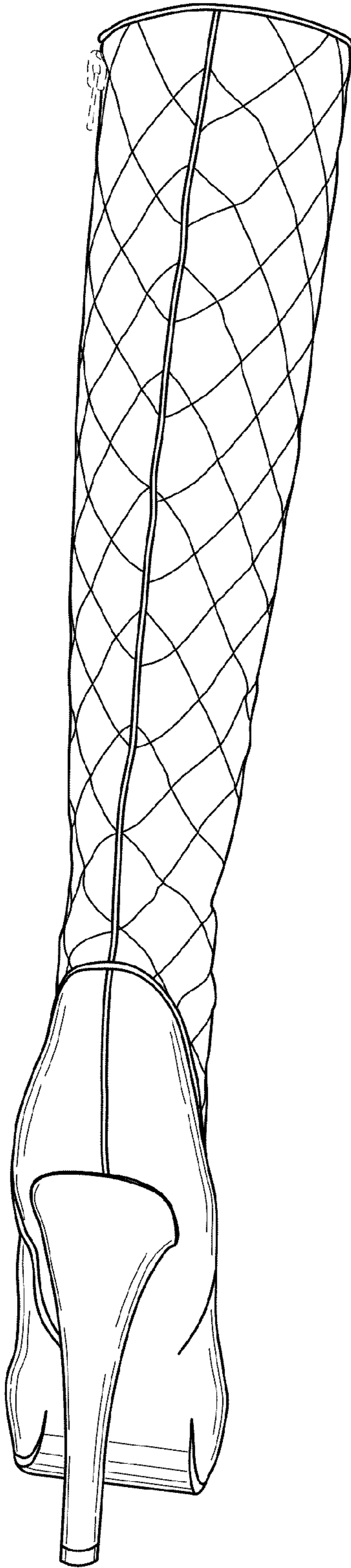
*FIG. 2*



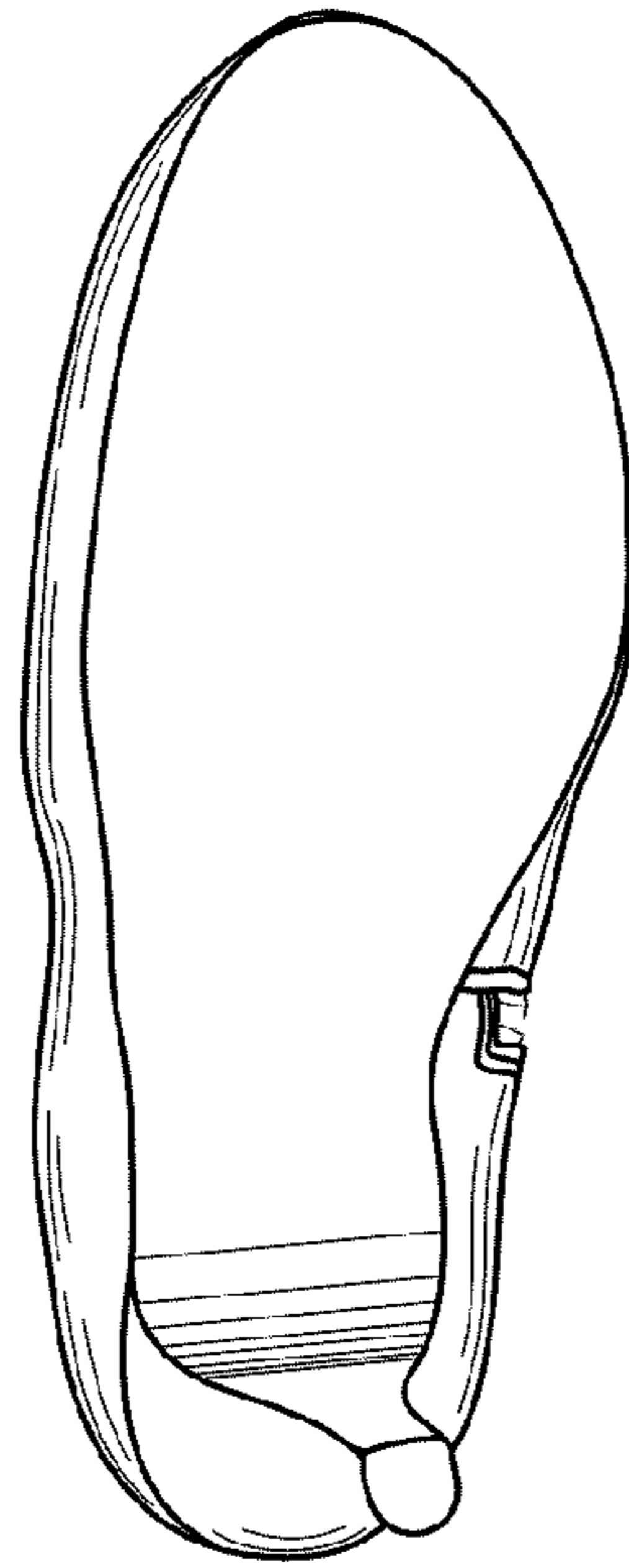
*FIG. 3*



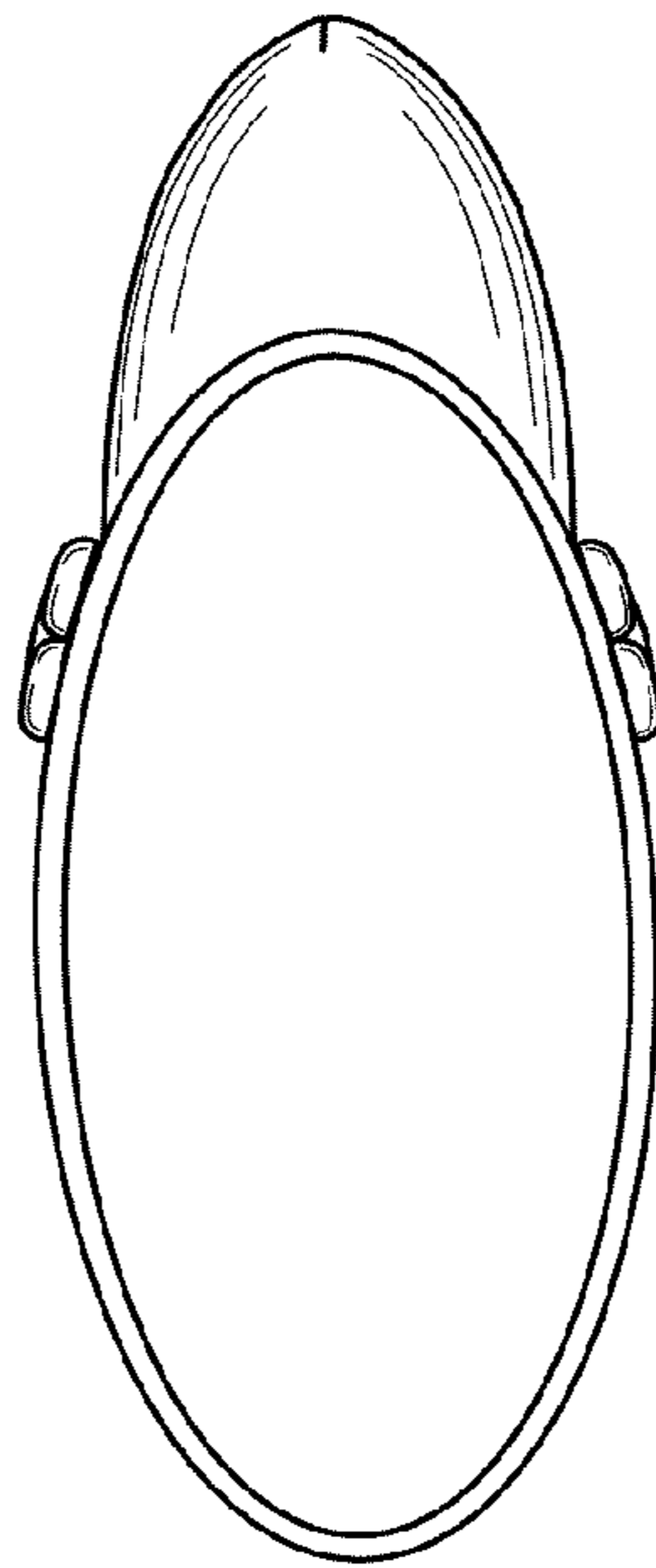
*FIG. 4*



*FIG. 5*



*FIG. 6*



*FIG. 7*