

US00D647278S

(12) **United States Design Patent**
Gellis

(10) **Patent No.:** **US D647,278 S**

(45) **Date of Patent:** **** Oct. 25, 2011**

(54) **GLOVE**

(76) Inventor: **David Gellis**, Waterbury Center, VT
(US)

(**) Term: **14 Years**

(21) Appl. No.: **29/381,214**

(22) Filed: **Dec. 16, 2010**

Related U.S. Application Data

(63) Continuation of application No. 12/577,273, filed on Oct. 12, 2009.

(51) **LOC (9) Cl.** **02-06**

(52) **U.S. Cl.** **D2/619; D29/117.2**

(58) **Field of Classification Search** D2/610,
D2/612, 614, 615, 617, 618, 619, 620, 621,
D2/622, 623; D3/218, 226; D4/134; D20/33;
D29/113, 116.2, 117.1, 117.2, 118, 120.1,
D29/123; D24/190; D28/63; D32/40, 42;
2/16, 159, 161.1, 161.2, 161.3, 161.4, 161.5,
2/161.6, 161.7, 161.8

See application file for complete search history.

(56) **References Cited**

U.S. PATENT DOCUMENTS

1,664,542	A *	4/1928	Douglass	2/161.6
4,051,553	A	10/1977	Howard		
D248,898	S *	8/1978	DeLeone et al.	D29/117.1
4,359,783	A	11/1982	Andrews		
D273,054	S *	3/1984	Brinson, Jr.	D29/113
D321,426	S *	11/1991	Brinker	D2/623
D328,369	S *	7/1992	Hong	D29/117.1
D372,112	S *	7/1996	Garneau	D2/616
5,675,839	A *	10/1997	Gordon et al.	2/159
6,128,778	A	10/2000	Castagneri		
6,185,747	B1	2/2001	Hughes		
6,415,446	B1	7/2002	McLean et al.		
D462,824	S *	9/2002	Jones, Sr.	D2/610
D468,074	S *	1/2003	Votel	D2/619
6,578,205	B1 *	6/2003	King	2/161.7

6,618,860	B1 *	9/2003	Sullivan et al.	2/159
6,704,939	B2 *	3/2004	Faulconer	2/161.1
6,845,519	B2 *	1/2005	Garneau	2/161.1
6,889,389	B2 *	5/2005	Kleinert	2/161.1
6,928,658	B2	8/2005	Taira et al.		
D514,771	S *	2/2006	Jaeger	D2/623
D514,772	S *	2/2006	Bevier	D2/623
D515,782	S *	2/2006	Mattesky	D2/619
7,100,212	B2 *	9/2006	Jaeger	2/161.1
D536,837	S *	2/2007	Jaeger	D29/123
7,287,285	B2	10/2007	Jaeger		
7,310,826	B2	12/2007	Kishihara		
D558,952	S *	1/2008	Ash et al.	D2/617

(Continued)

OTHER PUBLICATIONS

Vibram Five Finger Classic, <http://www.vibramfivefingers.com/products/images/102/large.jpg>, viewed Jul. 2007.

Primary Examiner — Karen E Eldridge Powers

(74) *Attorney, Agent, or Firm* — Florek & Endres PLLC

(57) **CLAIM**

The ornamental design for a glove, as shown and described.

DESCRIPTION

FIG. 1 is a front elevation view of the glove of the present invention.

FIG. 2 is a back elevation view of the glove of the present invention.

FIG. 3 is a right side elevation view of the glove of the present invention.

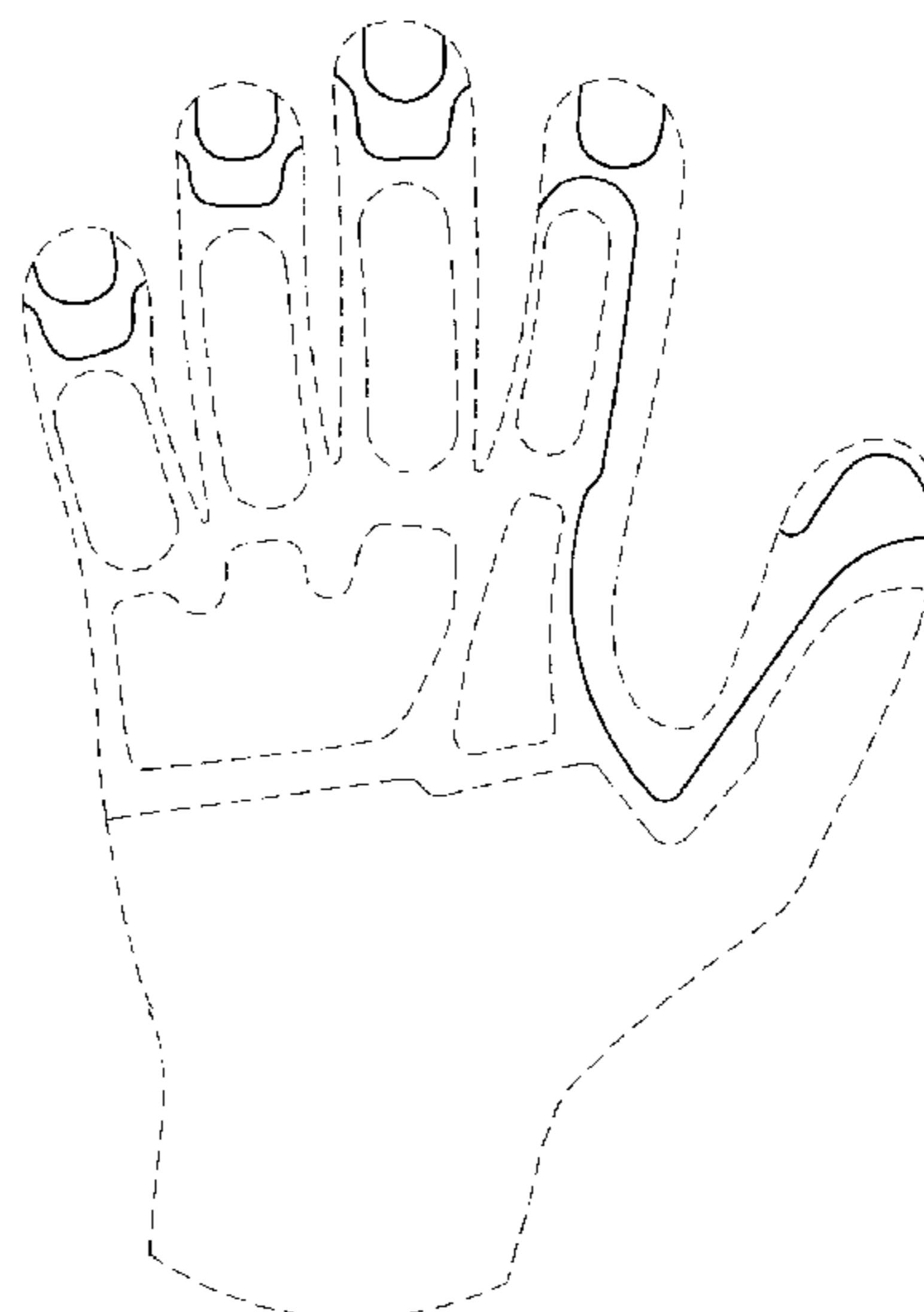
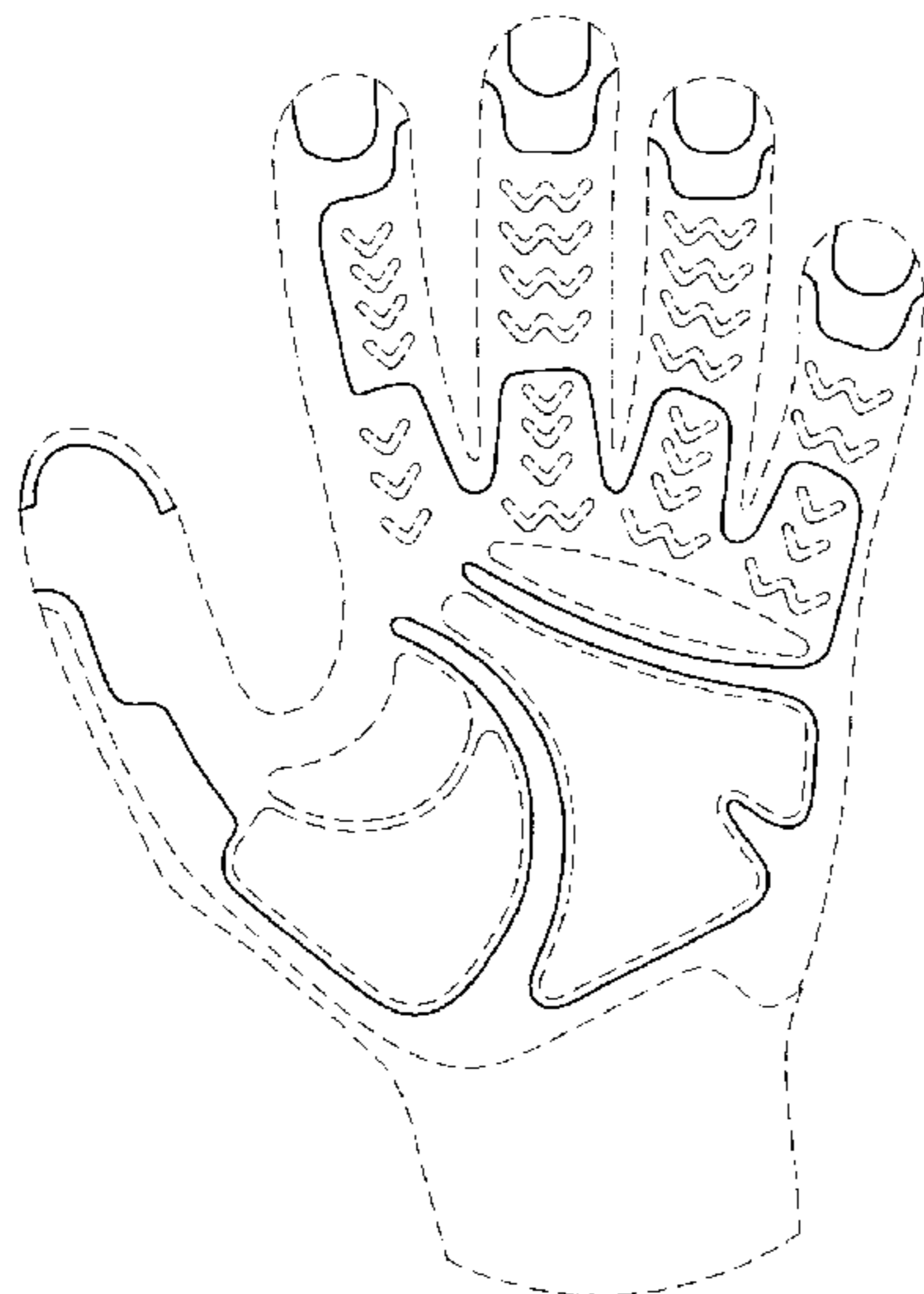
FIG. 4 is a left side elevation view of the glove of the present invention.

FIG. 5 is a top plan view of the glove of the present invention; and,

FIG. 6 is a bottom plan view of the glove of the present invention.

The broken lines in the drawings represent unclaimed features.

1 Claim, 5 Drawing Sheets



US D647,278 S

Page 2

U.S. PATENT DOCUMENTS

D581,102	S	*	11/2008	Faulconer	D29/117.2			
D584,026	S	*	1/2009	Kleinert	D2/617			
7,475,433	B2	*	1/2009	Coulter et al.	2/160			
D589,679	S	*	4/2009	Rolfe	D2/617			
D608,978	S	*	2/2010	Votel	D2/617			
D618,882	S	*	7/2010	Jaeger	D2/623			
D621,552	S	*	8/2010	Fitzgerald et al.	D29/113			
D625,051	S	*	10/2010	Fitzgerald et al.	D29/113			
2003/0126666	A1		7/2003	McNamara					
2004/0025226	A1		2/2004	Jaeger					
2006/0143767	A1		7/2006	Yang et al.					
2007/0204381	A1		9/2007	Thompson et al.					
2008/0110291	A1	*	5/2008	Vitek	74/551.9			
2009/0038052	A1		2/2009	Gellis					
2009/0139007	A1	*	6/2009	Bevier	2/161.1			
2009/0144881	A1	*	6/2009	Panosian et al.	2/161.6			
2009/0320178	A1	*	12/2009	Faulconer	2/161.1			
2010/0024095	A1	*	2/2010	Gellis	2/161.8			
2011/0030121	A1	*	2/2011	Smalls	2/161.7			

* cited by examiner

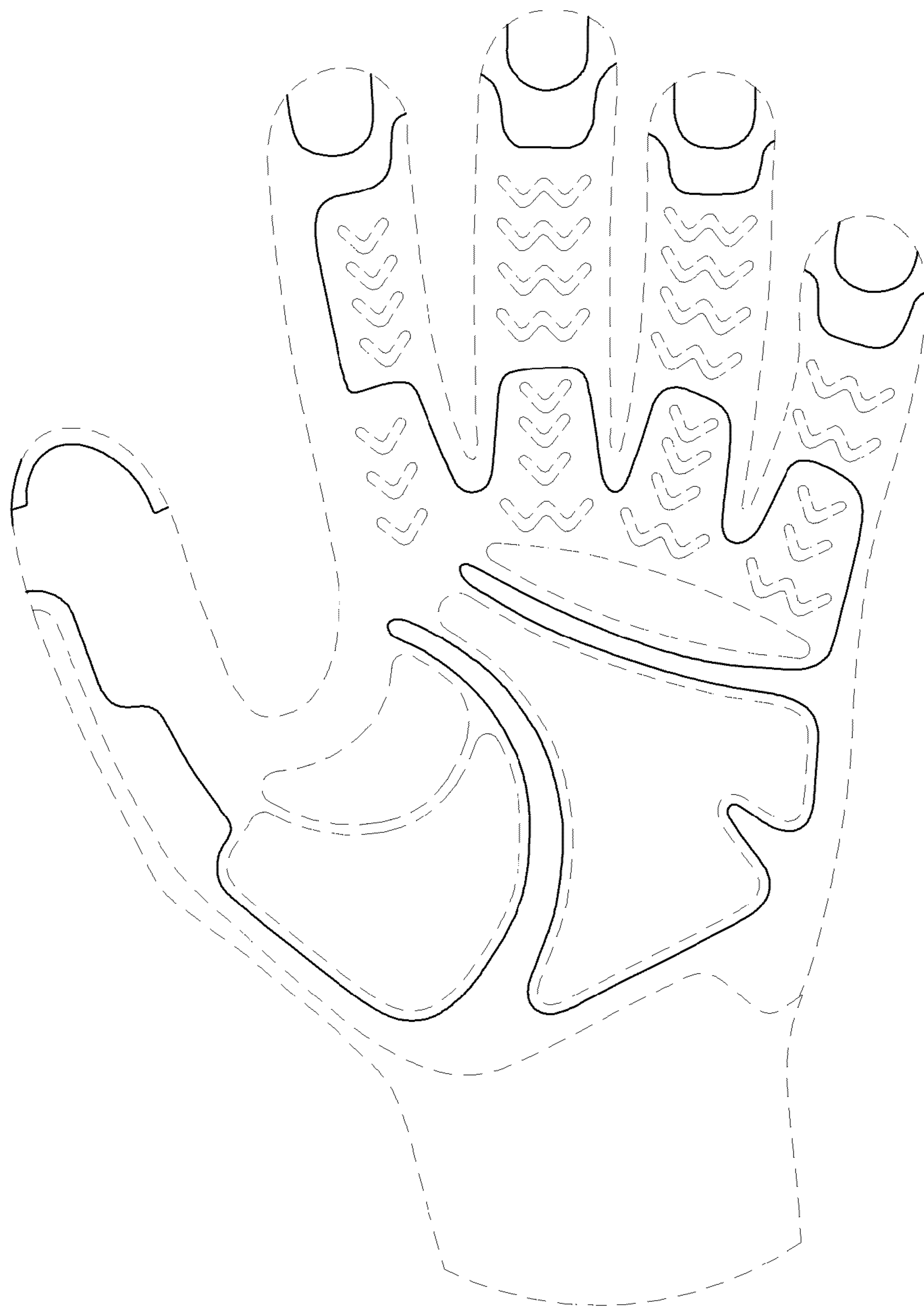


FIG. 1

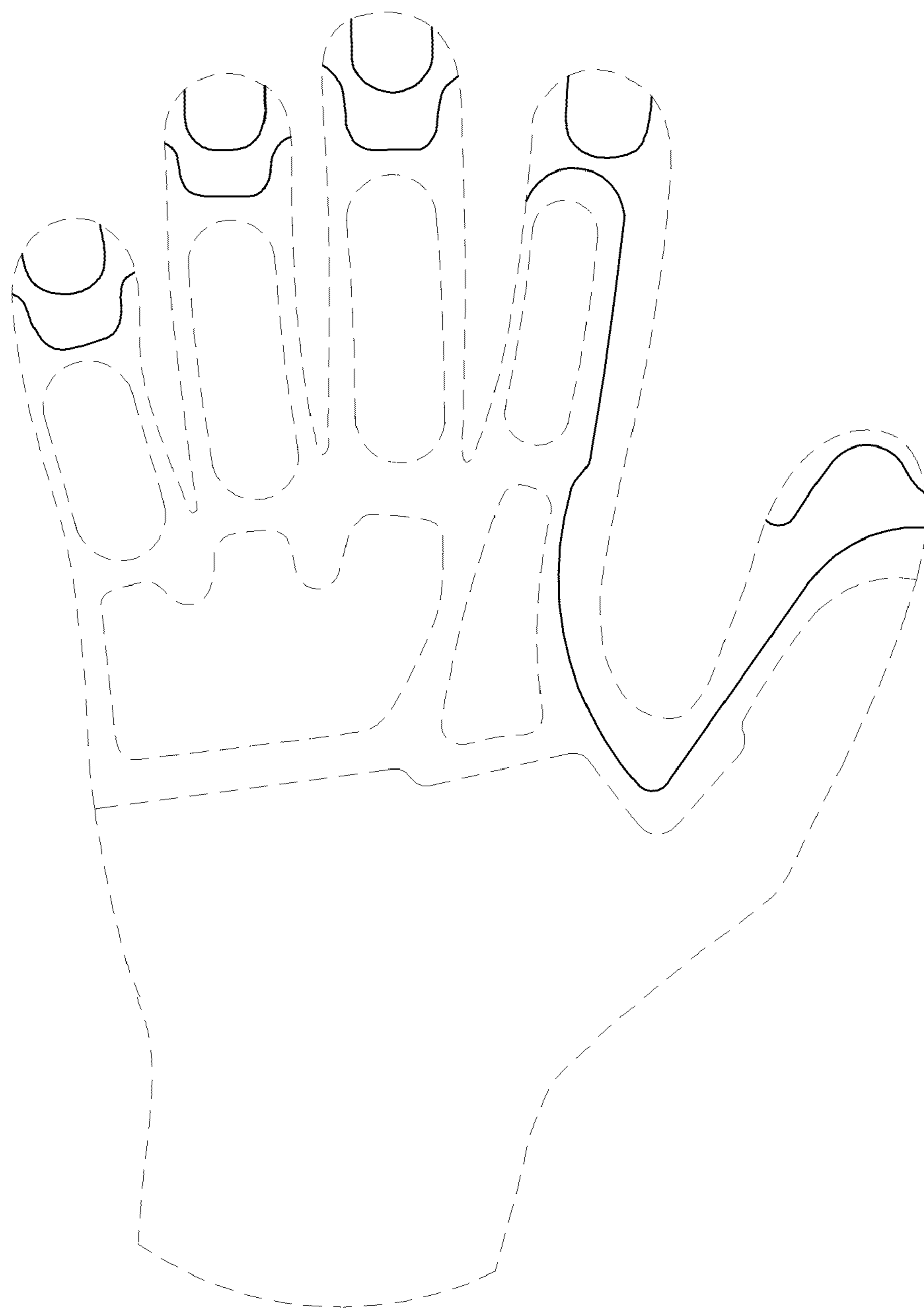


FIG. 2

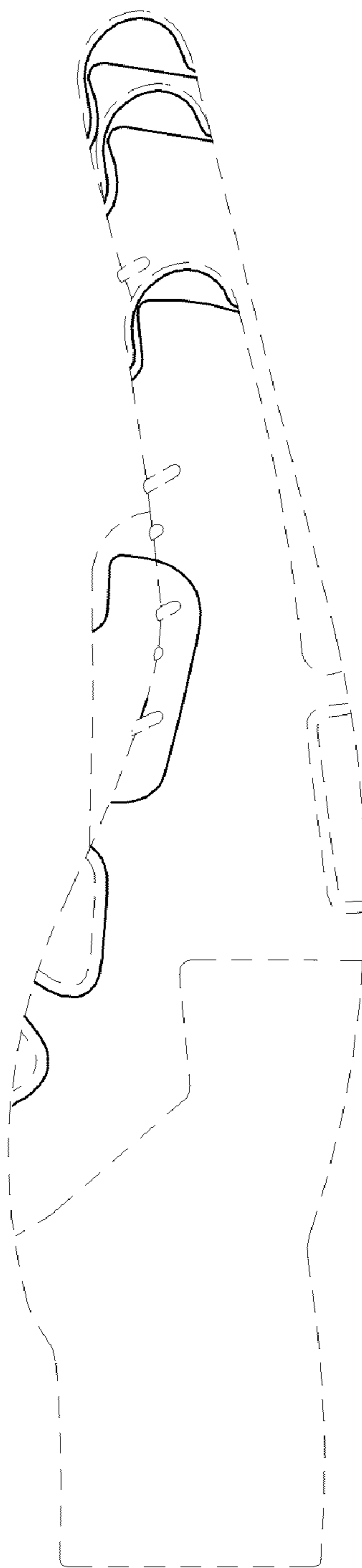


FIG. 3

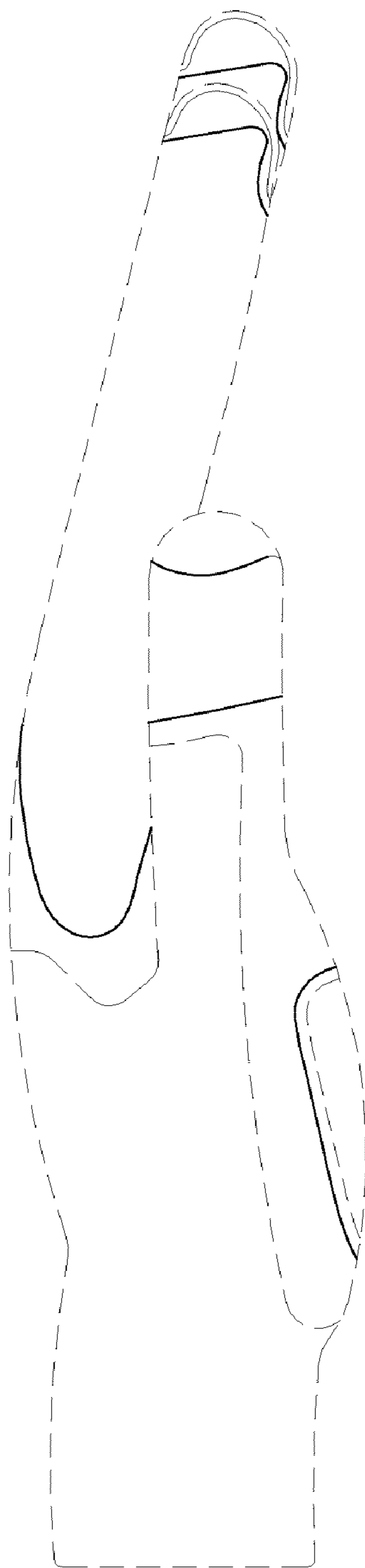


FIG. 4

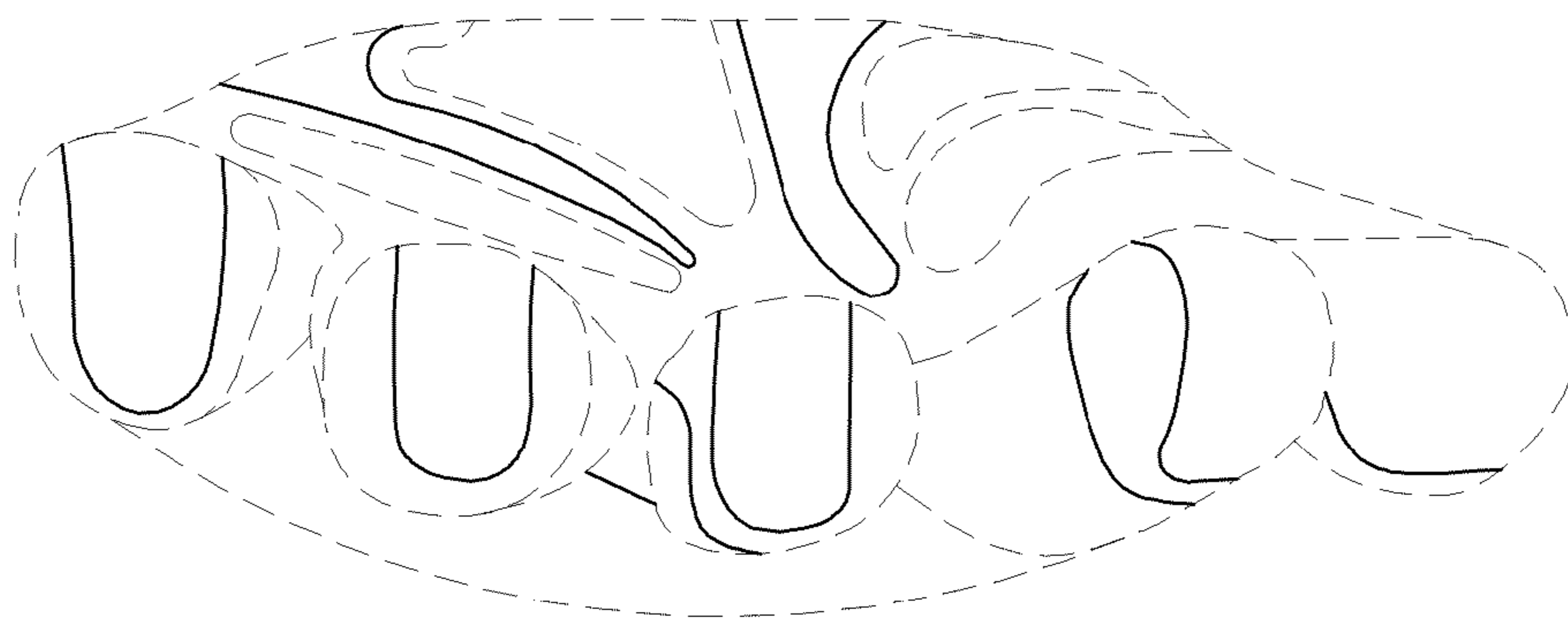


FIG. 5

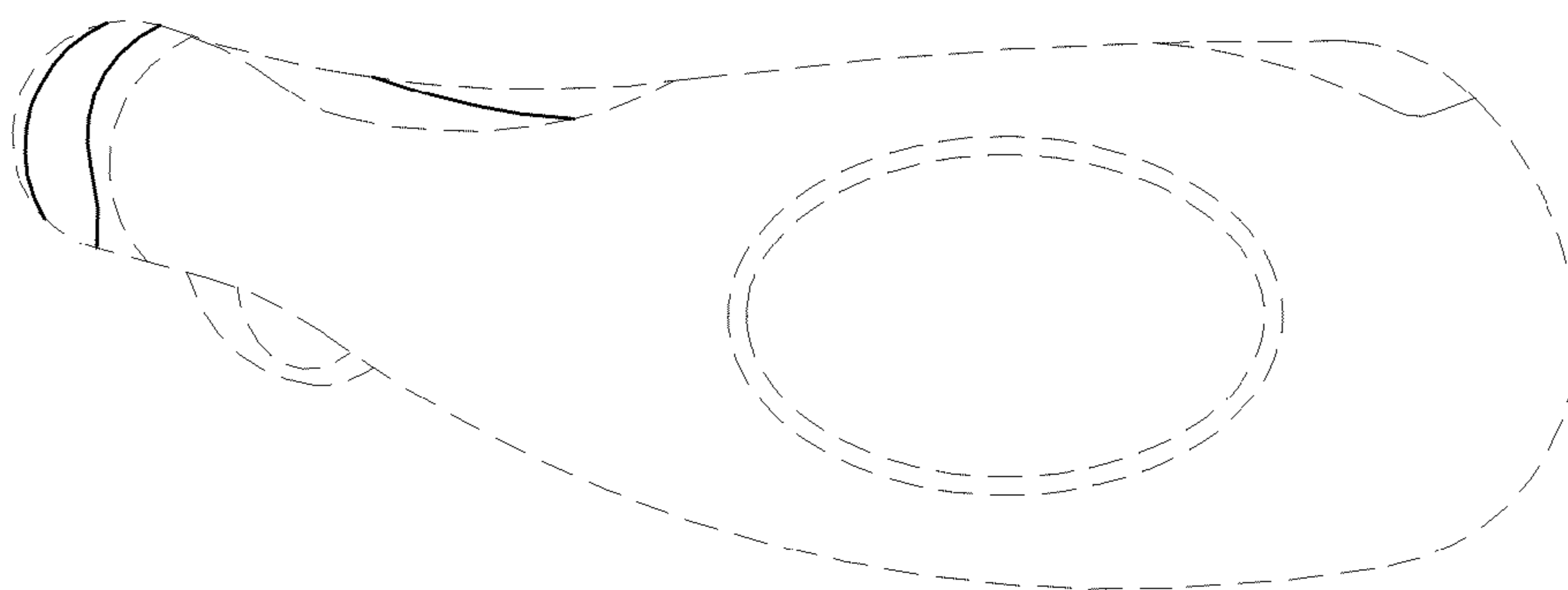


FIG. 6