



US00D647275S

(12) **United States Design Patent**
Taylor

(10) **Patent No.:** **US D647,275 S**

(45) **Date of Patent:** **** Oct. 18, 2011**

(54) **POLYMER DRUM RING AND LEVER WITH STRENGTHENED PROFILE**

(76) Inventor: **Dale W. Taylor**, Hamilton, IN (US)

(**) Term: **14 Years**

(21) Appl. No.: **29/372,925**

(22) Filed: **Feb. 4, 2011**

(51) **LOC (9) Cl.** **09-02**

(52) **U.S. Cl.** **D34/39**

(58) **Field of Classification Search** D34/39;
248/95, 97, 98, 100, 101; 220/320, 321;
292/256.69, 256.65, 317, 321, 320, 256,
292/DIG. 11, DIG. 49

See application file for complete search history.

(56) **References Cited**

U.S. PATENT DOCUMENTS

298,793	A *	5/1884	Stevens	220/600
1,847,254	A *	3/1932	Murray	62/371
2,304,911	A *	12/1942	Harpold	24/273
3,070,397	A *	12/1962	Rodish	292/256.69
3,561,637	A *	2/1971	McConnell	220/320
3,893,649	A *	7/1975	Cornell et al.	248/99
4,194,772	A	3/1980	Hurd		
4,678,216	A	7/1987	Gregory		
4,867,401	A *	9/1989	Graff	248/99
4,998,643	A *	3/1991	Pradel	220/600
5,082,219	A *	1/1992	Blair	248/99
5,108,002	A *	4/1992	Rowan	220/257.1
5,129,537	A	7/1992	Bordner		
5,299,707	A *	4/1994	Stolzman	220/321
5,411,162	A *	5/1995	Koziczowski et al.	220/320
5,588,622	A *	12/1996	Gordon, Sr.	248/101
5,713,482	A	2/1998	Bordner		
D399,033	S *	9/1998	Przytulla	D34/39

5,829,106	A *	11/1998	Dams et al.	24/270
6,315,146	B1 *	11/2001	Johnsen	220/319
7,243,962	B2	7/2007	Stolzman		
7,497,489	B2 *	3/2009	Baughman et al.	292/256.65
D597,725	S *	8/2009	Smeaton	D34/39
7,802,827	B2 *	9/2010	Easterday et al.	292/256
2006/0097524	A1 *	5/2006	Stolzman	292/256.69
2006/0138142	A1 *	6/2006	Stolzman et al.	220/321
2006/0163255	A1 *	7/2006	Boyd	220/320
2009/0294449	A1 *	12/2009	Taylor	220/321

FOREIGN PATENT DOCUMENTS

EM 0471918 A1 * 3/1991

OTHER PUBLICATIONS

U.S. Appl. No. 12/455,114, filed May 28, 2009, Dale W. Taylor.

U.S. Appl. No. 29/349,949, filed May 21, 2010, Dale W. Taylor.

* cited by examiner

Primary Examiner — Cynthia Ramirez

(57) **CLAIM**

The ornamental design for a polymer drum ring and lever with strengthened profile, as shown and described.

DESCRIPTION

FIG. 1 is a bottom perspective view of a polymer drum ring and lever with strengthened profile showing my new design; FIG. 2 is a top perspective view thereof; FIG. 3 is a top view thereof; FIG. 4 is a bottom view thereof; FIG. 5 is a front view thereof; FIG. 6 is a rear view thereof; FIG. 7 is a right side view thereof; FIG. 8 is a left view thereof; and, FIG. 9 is a sectional view thereof, taken on line 3-3 of FIG. 3.

1 Claim, 7 Drawing Sheets






FIG. 1




FIG. 2

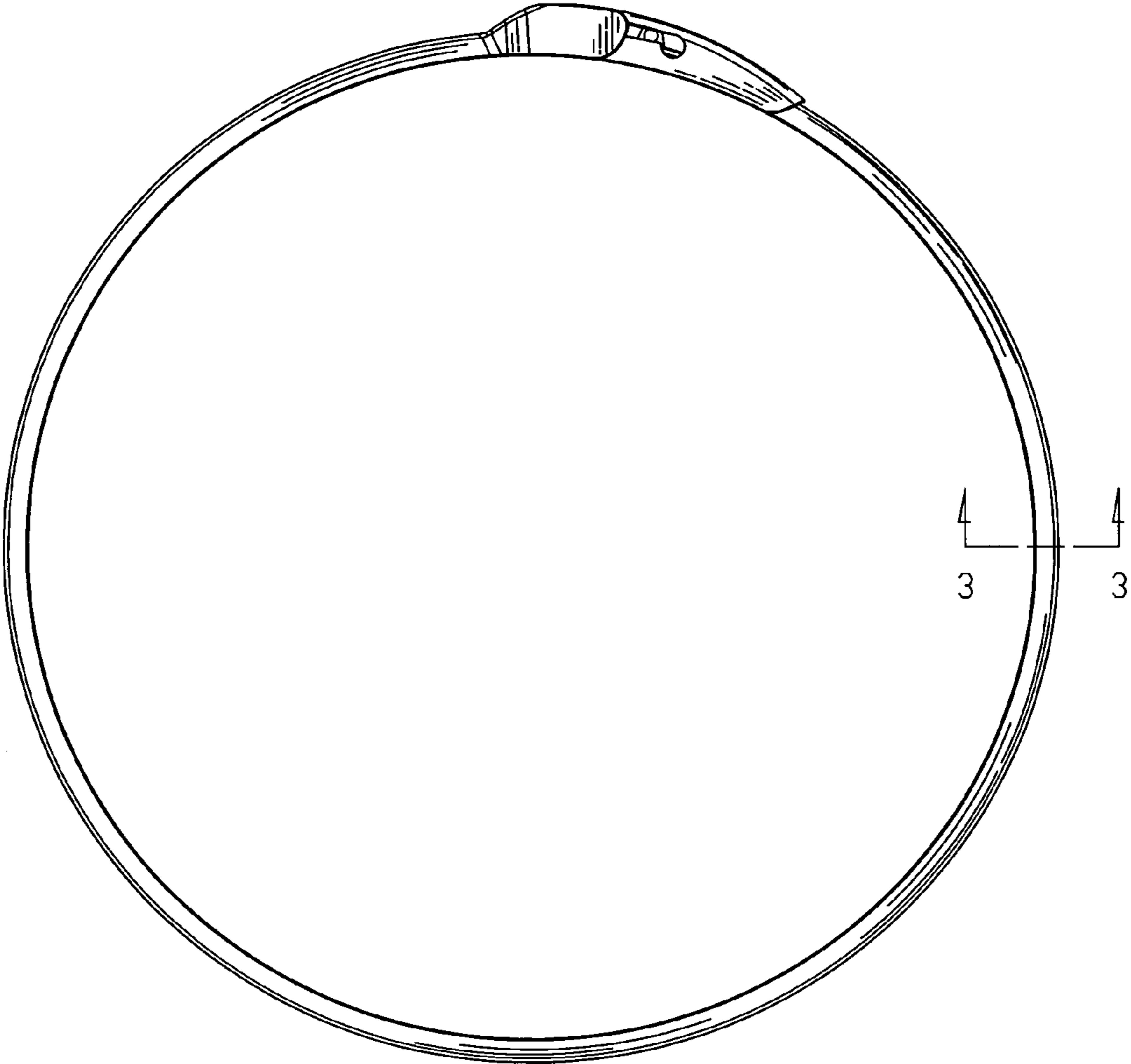


FIG. 3

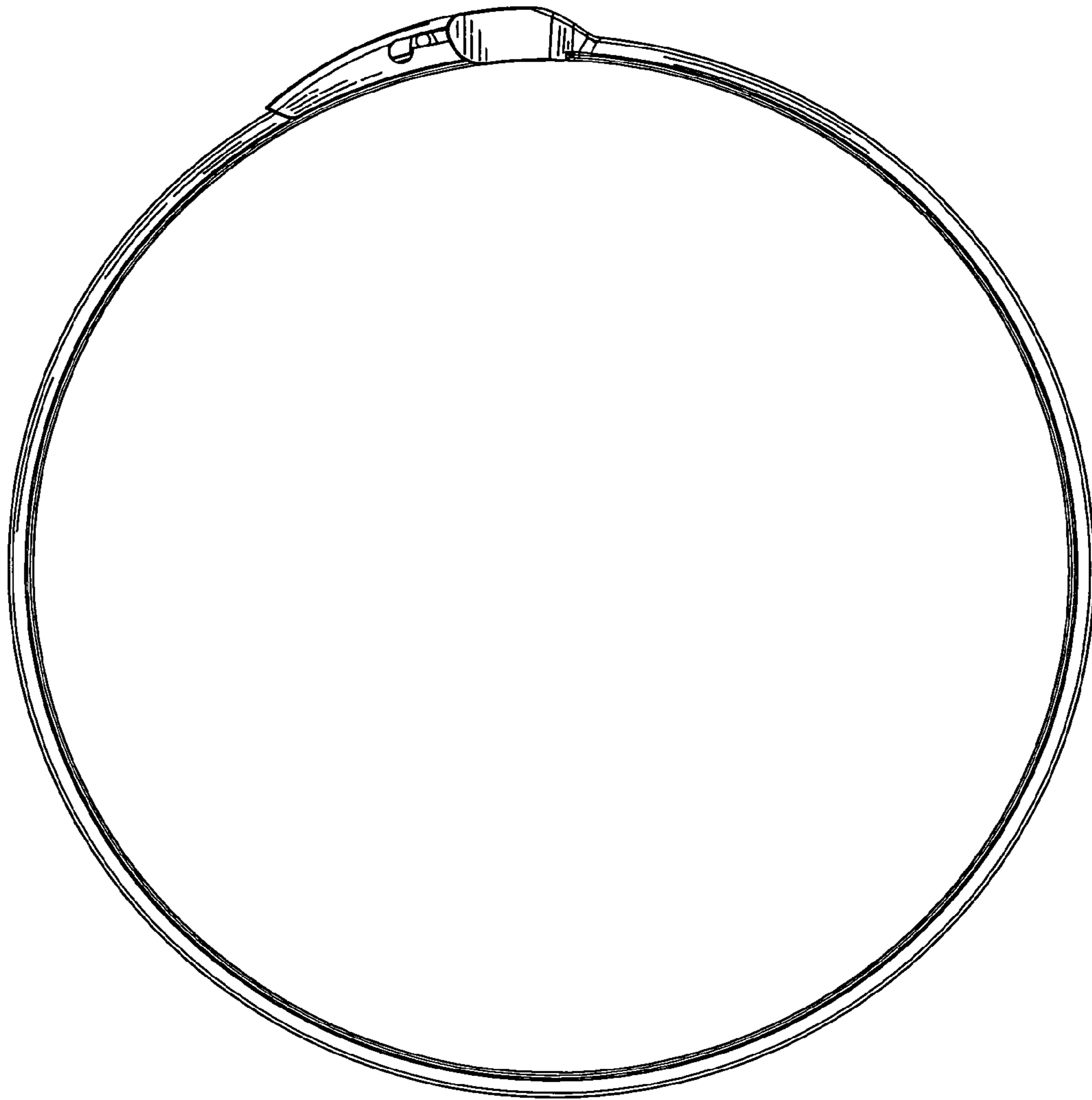


FIG. 4



FIG. 5



FIG. 6

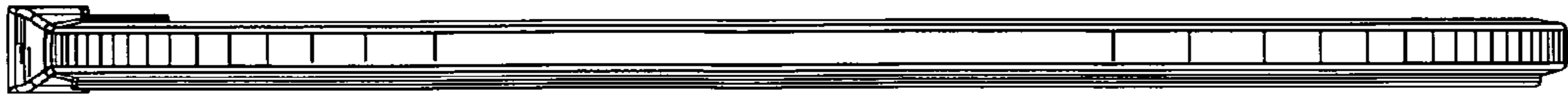


FIG. 7

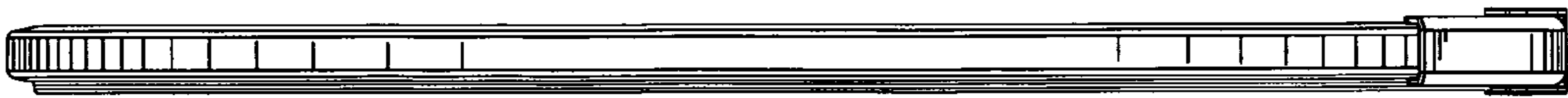



FIG. 8



SECTION 3--3

FIG. 9