



US00D647265S

(12) **United States Design Patent**
Follows et al.

(10) **Patent No.:** **US D647,265 S**

(45) **Date of Patent:** **** Oct. 18, 2011**

(54) **PART OF A VACUUM CLEANER**

(75) Inventors: **Thomas James Dunning Follows**,
Malmesbury (GB); **Stephen Benjamin**
Courtney, Malmesbury (GB)

(73) Assignee: **Dyson Limited**, Malmesbury (GB)

(**) Term: **14 Years**

(21) Appl. No.: **29/381,026**

(22) Filed: **Dec. 14, 2010**

(30) **Foreign Application Priority Data**

Jun. 17, 2010 (GB) 4015907

(51) **LOC (9) Cl.** **15-05**

(52) **U.S. Cl.** **D32/31**

(58) **Field of Classification Search** D32/22,
D32/31, 34; 55/337, 429, 459.1, DIG. 2,
55/DIG. 3; 15/386, 320, 350, 353, 361, 347,
15/410-411, 327.1, 329, 383, 398, 366, 182-183,
15/179, 344, 374, 392, 339, 402, 415.1, 419,
15/310, 4.52; 119/628

See application file for complete search history.

(56) **References Cited**

U.S. PATENT DOCUMENTS

| | | | | | |
|-----------|-----|---------|-----------------|-------|--------|
| 1,708,242 | A * | 4/1929 | Simpson | | 15/366 |
| D125,786 | S * | 3/1941 | Schaad | | D32/31 |
| 2,251,899 | A * | 8/1941 | Smellie | | 15/366 |
| 2,271,551 | A * | 2/1942 | Hoover | | 15/366 |
| D222,702 | S * | 12/1971 | Schaefer et al. | | D32/31 |
| 3,716,889 | A * | 2/1973 | Goldstein | | 15/366 |
| 3,828,387 | A * | 8/1974 | Liebscher | | 15/182 |

| | | | | | |
|--------------|------|---------|--------------------|-------|--------|
| 4,042,997 | A * | 8/1977 | McDowell et al. | | 15/366 |
| 4,355,436 | A * | 10/1982 | Hertzberg | | 15/383 |
| 6,108,853 | A * | 8/2000 | Dittus | | 15/179 |
| D431,698 | S * | 10/2000 | Hoshide et al. | | D32/31 |
| 6,393,657 | B1 * | 5/2002 | Zimet | | 15/339 |
| D471,332 | S * | 3/2003 | Haegermarck et al. | | D32/31 |
| 6,539,575 | B1 * | 4/2003 | Cohen | | 15/179 |
| 6,574,823 | B1 * | 6/2003 | Stegens | | 15/182 |
| 6,591,441 | B2 * | 7/2003 | Stegens et al. | | 15/179 |
| D478,698 | S * | 8/2003 | Mertes et al. | | D32/31 |
| 6,772,475 | B2 * | 8/2004 | Weber et al. | | 15/383 |
| 6,959,467 | B2 * | 11/2005 | Kimmerle et al. | | 15/383 |
| D518,258 | S * | 3/2006 | Hamm et al. | | D32/31 |
| 7,140,062 | B1 * | 11/2006 | Chen | | 15/182 |
| 2005/0138765 | A1 * | 6/2005 | Lee | | 15/392 |
| 2006/0117521 | A1 * | 6/2006 | Dever | | 15/366 |
| 2006/0236500 | A1 * | 10/2006 | Oh et al. | | 15/366 |
| 2009/0205153 | A1 * | 8/2009 | Morphey | | 15/182 |
| 2011/0047746 | A1 * | 3/2011 | Butts et al. | | 15/383 |

* cited by examiner

Primary Examiner — Ruth McInroy

(74) *Attorney, Agent, or Firm* — Morrison & Foerster LLP

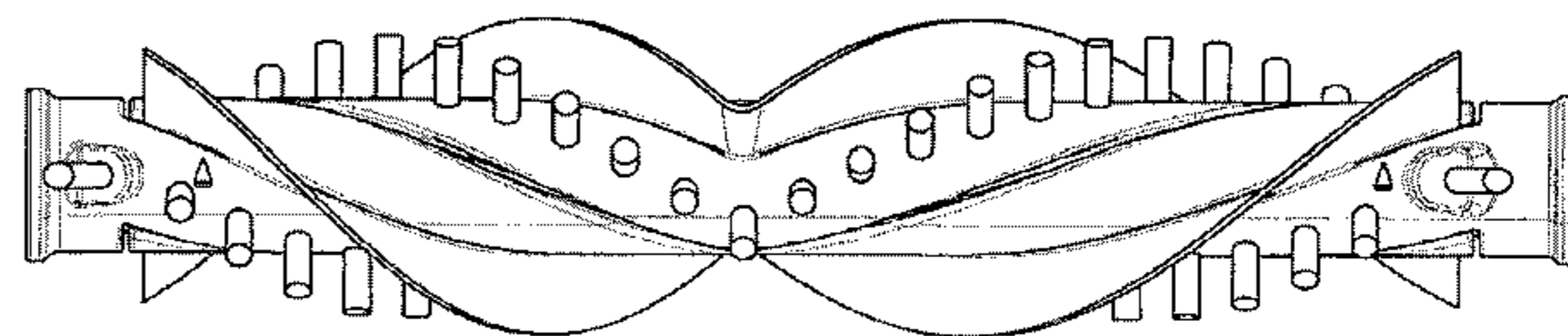
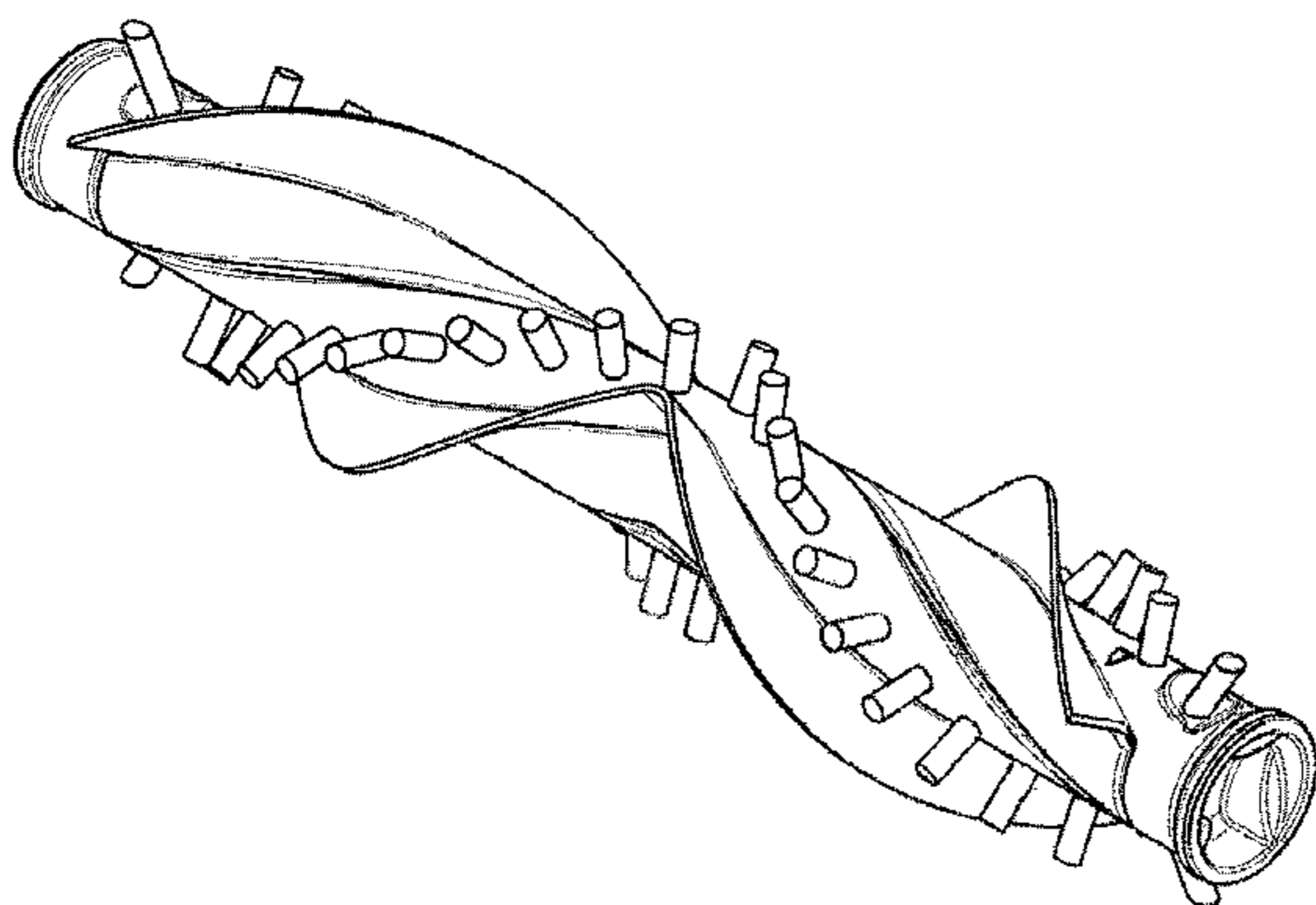
(57) **CLAIM**

We claim the ornamental design for a part of a vacuum cleaner, as shown and described.

DESCRIPTION

FIG. 1 is a perspective view of a part of a vacuum cleaner showing our new design;
FIG. 2 is a front view thereof;
FIG. 3 is a rear view thereof;
FIG. 4 is a plan view thereof from above;
FIG. 5 is a plan view thereof from below;
FIG. 6 is a side view thereof; and,
FIG. 7 is a side view of the opposite side of FIG. 6.

1 Claim, 2 Drawing Sheets



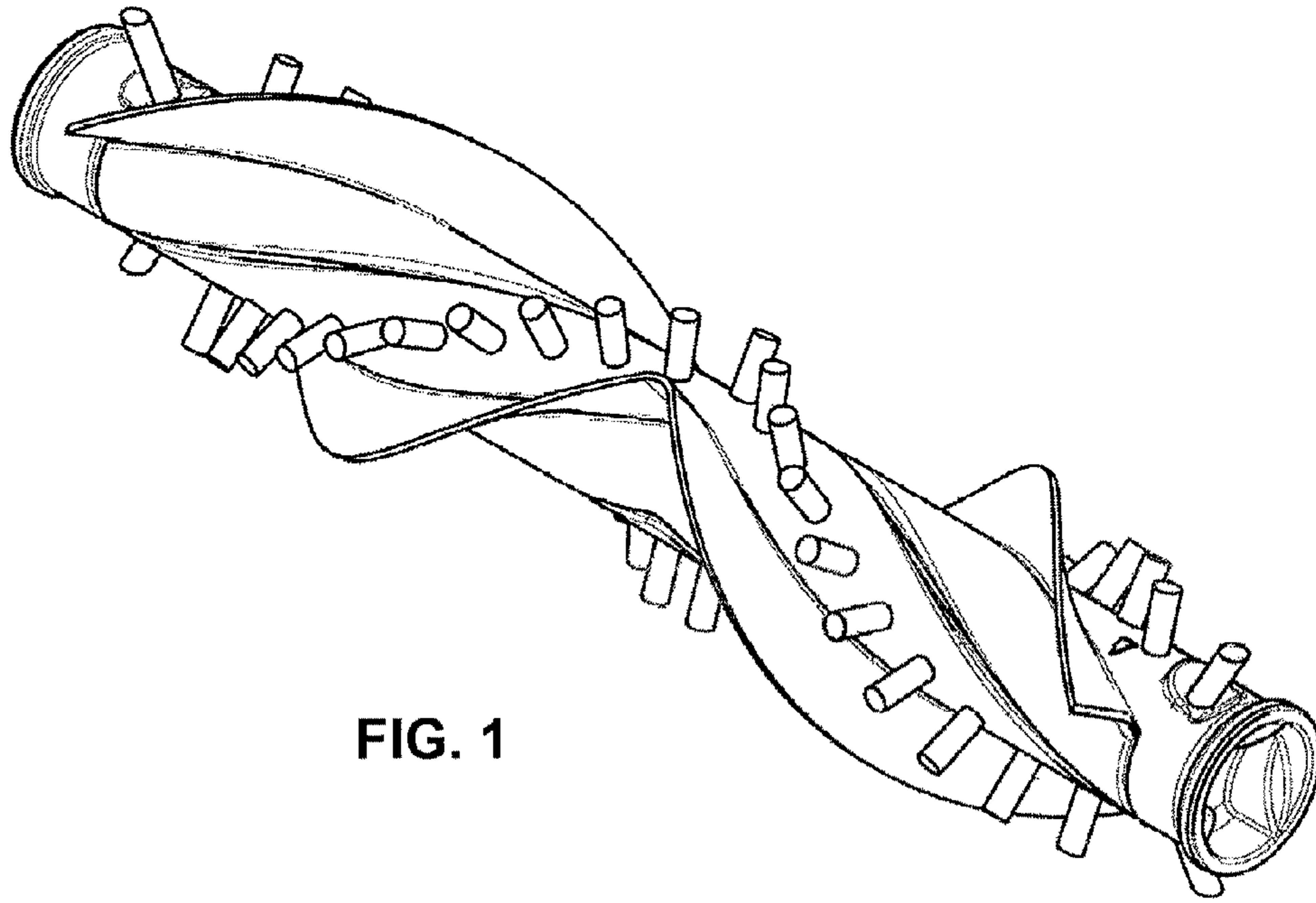


FIG. 1

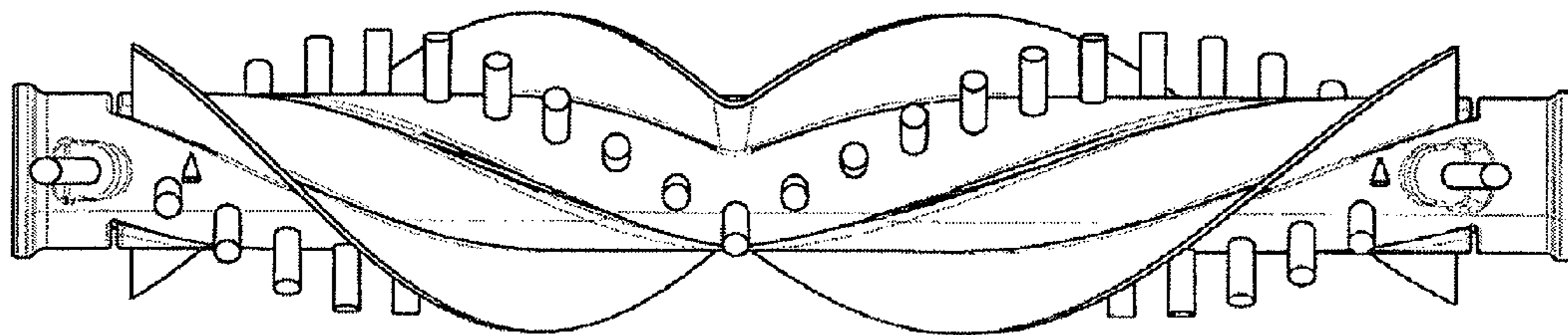


FIG. 2

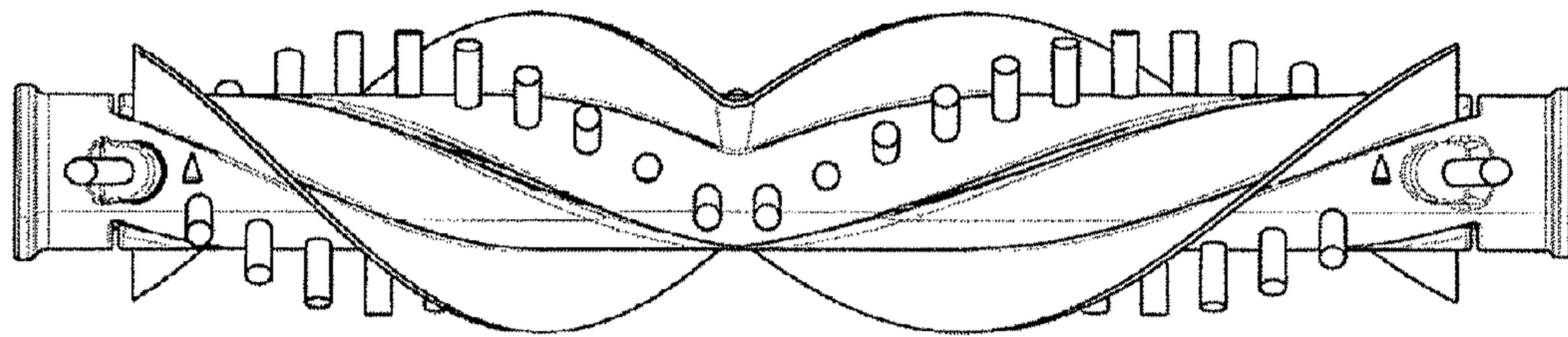


FIG. 3

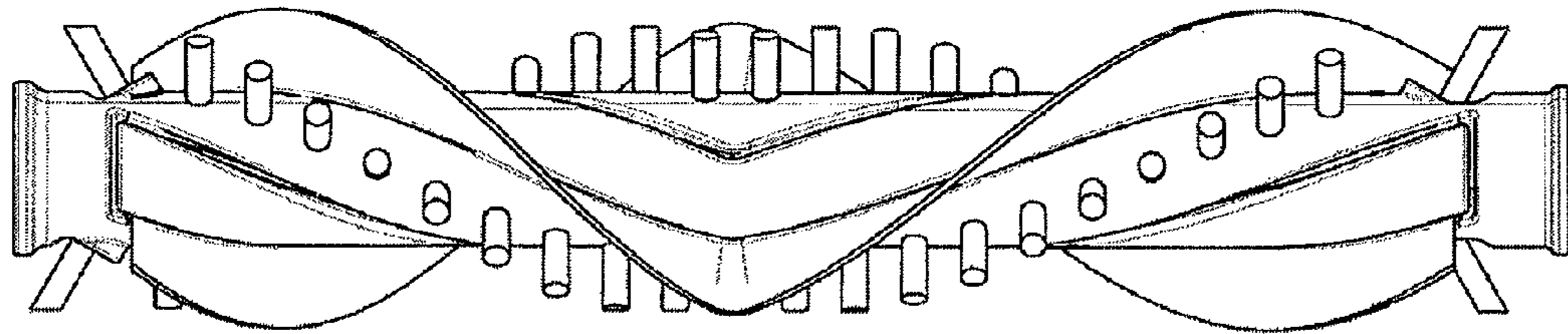


FIG. 4

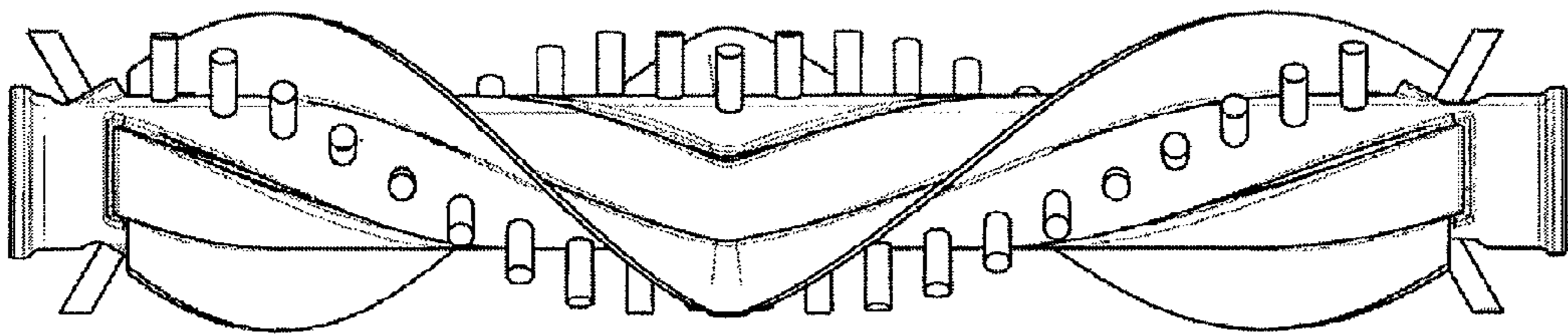


FIG. 5

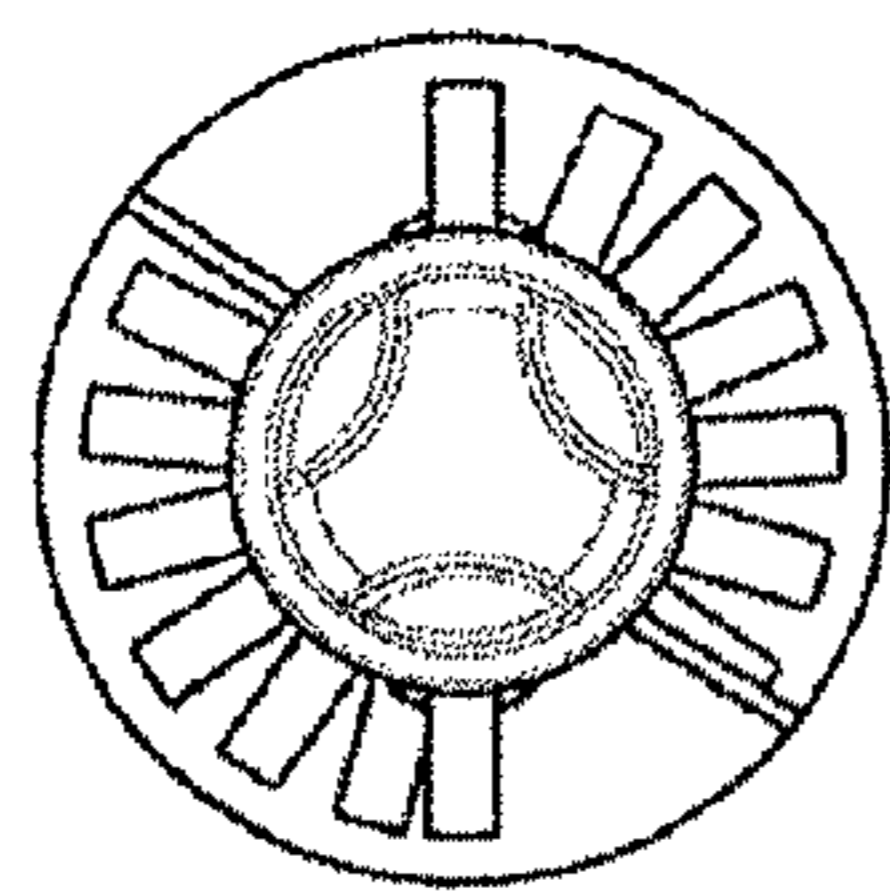


FIG. 6

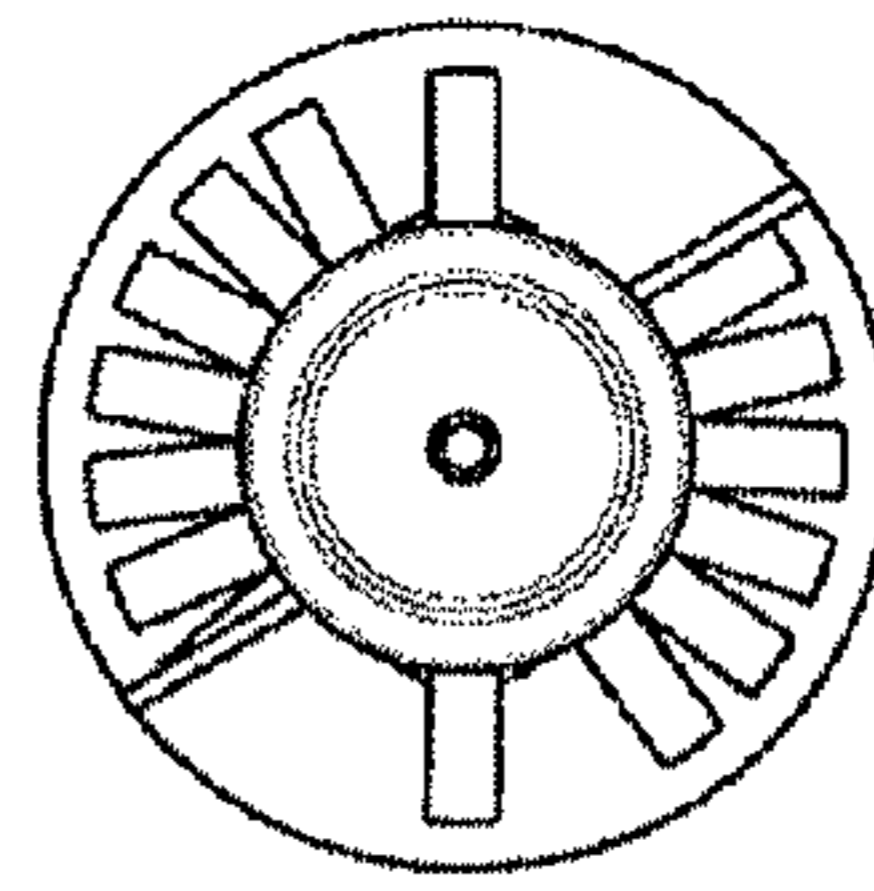


FIG. 7