



US00D647248S

(12) **United States Design Patent**
Somers et al.

(10) **Patent No.:** **US D647,248 S**
(45) **Date of Patent:** **** Oct. 18, 2011**

(54) **APPLICATOR TOOL**

(75) Inventors: **Micah T. Somers**, Minneapolis, MN (US); **Brett R. Johnson**, Roseville, MN (US)

(73) Assignee: **3M Innovative Properties Company**, St. Paul, MN (US)

(**) Term: **14 Years**

(21) Appl. No.: **29/389,489**

(22) Filed: **Apr. 12, 2011**

(51) **LOC (9) Cl.** **28-03**

(52) **U.S. Cl.** **D28/7**

(58) **Field of Classification Search** D28/7,
D28/8, 20-22, 30-31, 76, 85, 99; 132/108,
132/202, 208, 317, 320; 401/202-207, 261-267;
D9/723, 725-728

See application file for complete search history.

(56) **References Cited**

U.S. PATENT DOCUMENTS

D345,501 S * 3/1994 Prince D9/726
6,488,665 B1 * 12/2002 Severin et al. 604/200
6,682,246 B2 * 1/2004 Reggiani 401/264

7,101,105 B2 * 9/2006 Reggiani 401/205
D532,315 S * 11/2006 Moutinho D9/725
D566,330 S * 4/2008 Angeletta D28/7
D631,192 S * 1/2011 Lim D28/7

* cited by examiner

Primary Examiner — Zenia Bennett

(74) *Attorney, Agent, or Firm* — Lisa P. Fulton

(57) **CLAIM**

The ornamental design for an applicator tool, as shown and described.

DESCRIPTION

FIG. 1 is a perspective view of an applicator tool showing the new design;

FIG. 2 is a front view thereof;

FIG. 3 is a right side view thereof;

FIG. 4 is a left side view thereof;

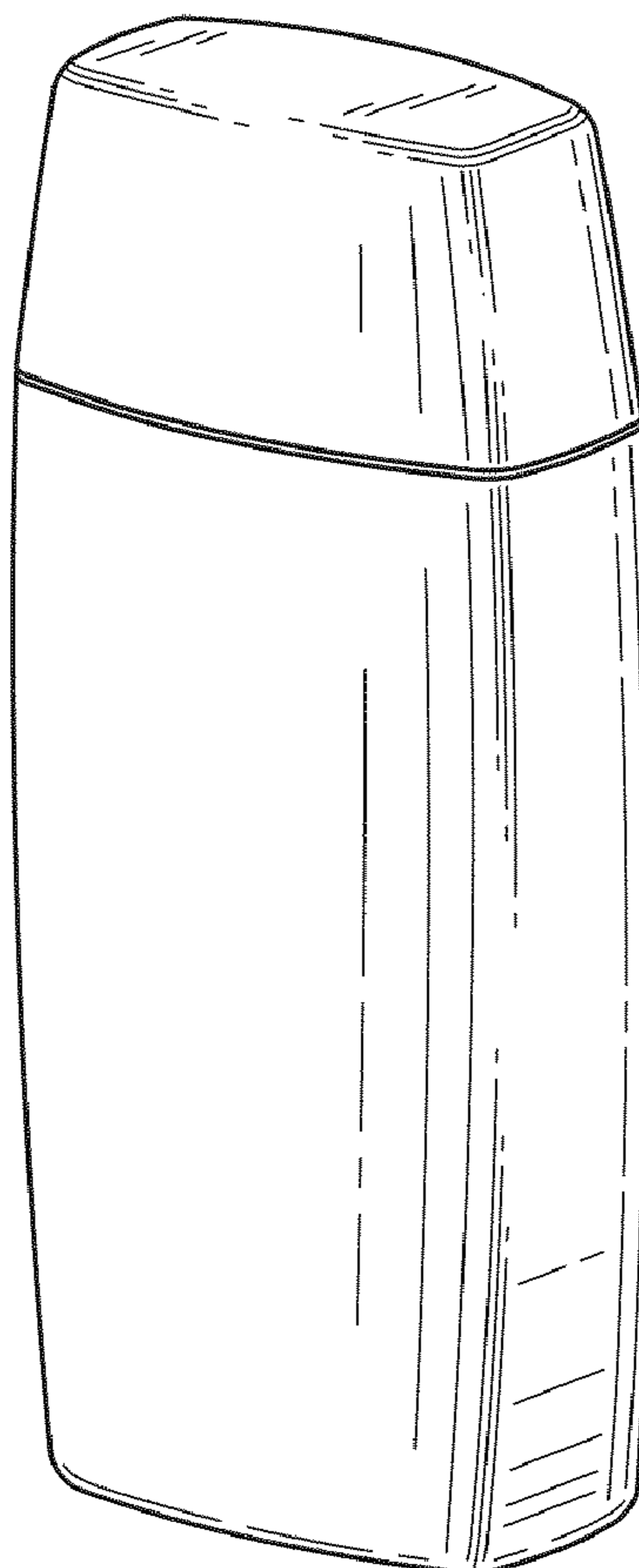

FIG. 5 is a top view thereof;

FIG. 6 is a bottom view thereof; and,

FIG. 7 is another perspective view thereof shown with a cap on the tool.

The broken line showing of a sponge head is included for illustrative purposes only and forms no part of the claimed design.

1 Claim, 2 Drawing Sheets






Fig. 1




Fig. 2




Fig. 3

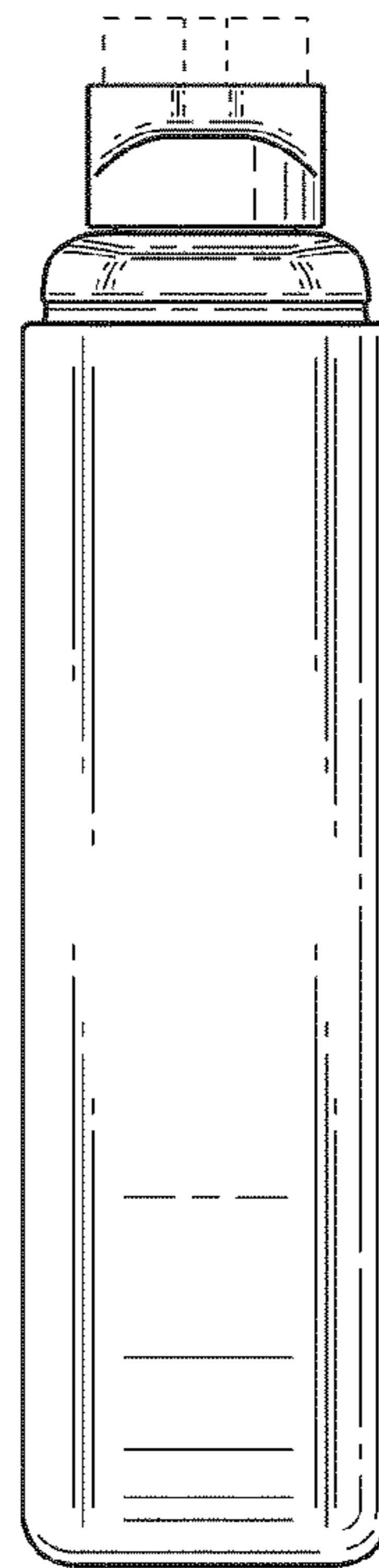


Fig. 4

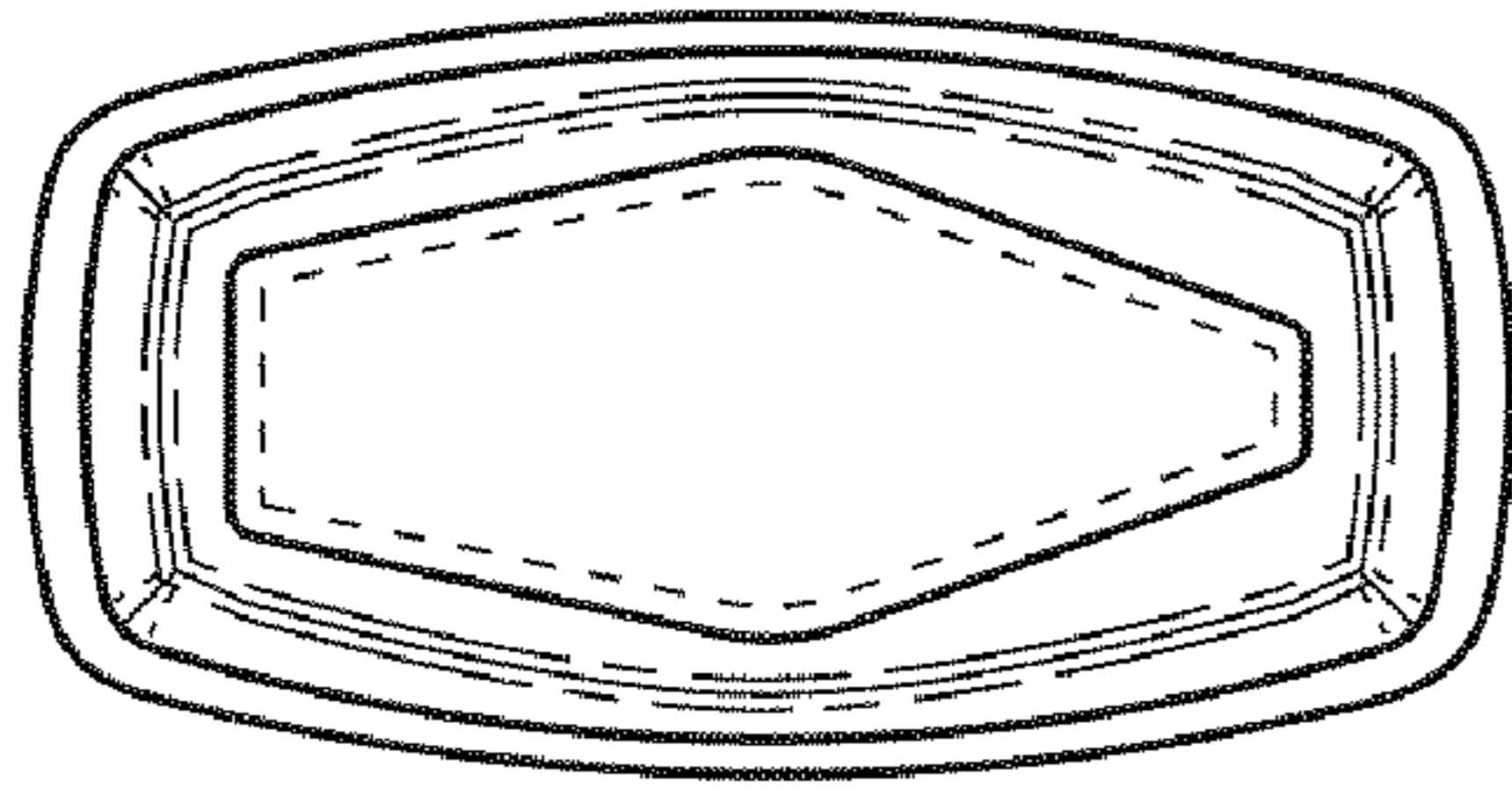


Fig. 5

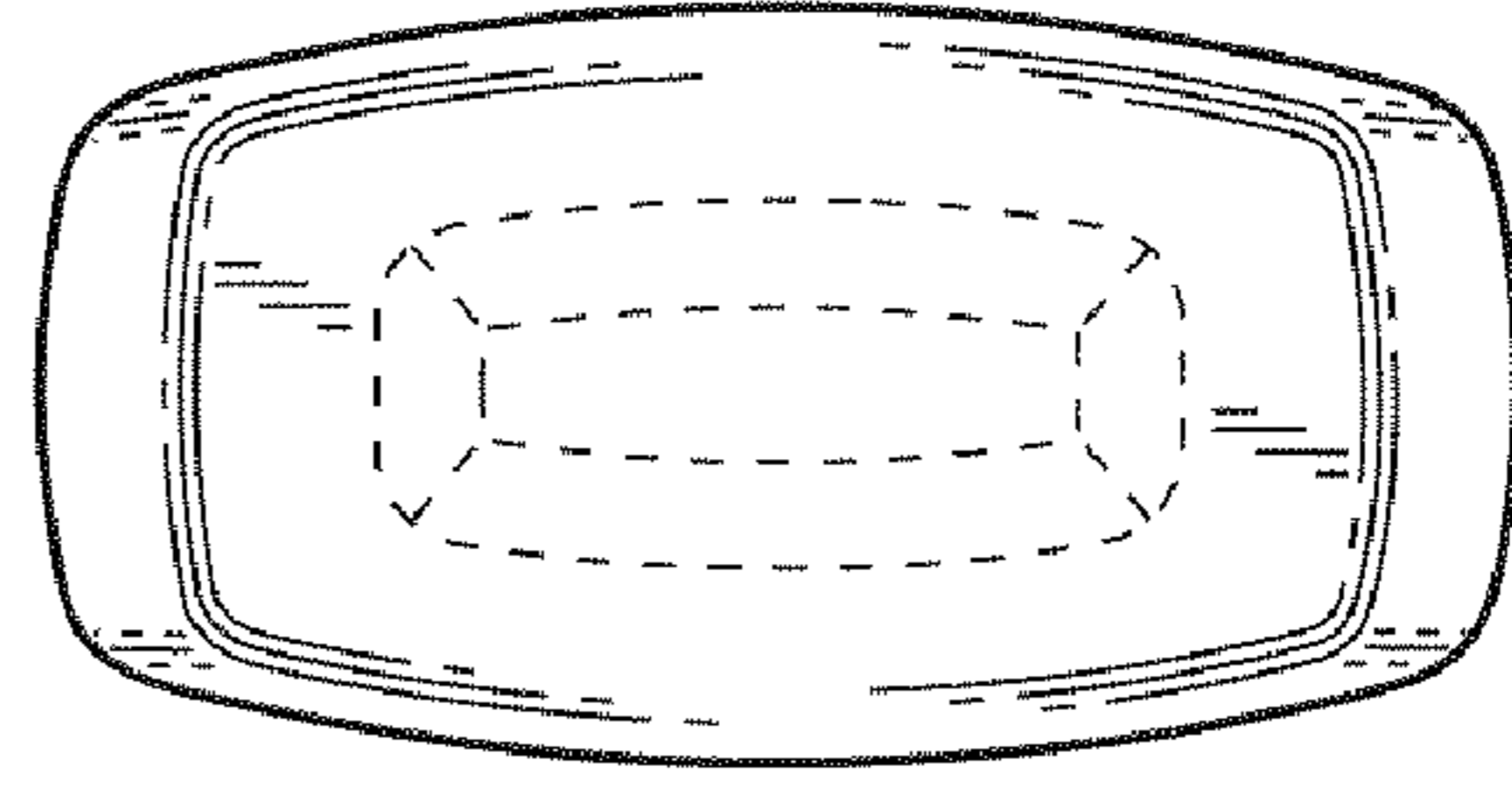


Fig. 6

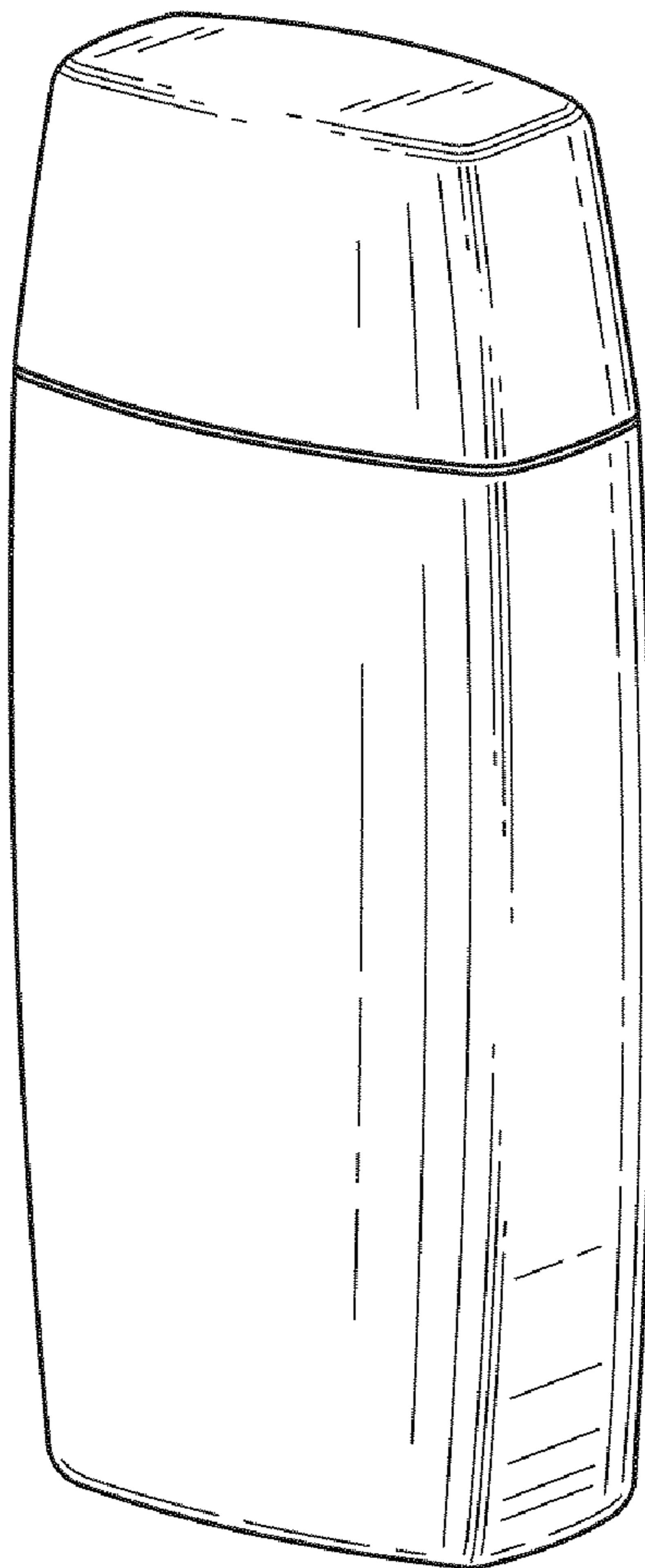


Fig. 7