

US00D647244S

(12) **United States Design Patent**
Issak

(10) **Patent No.:** **US D647,244 S**

(45) **Date of Patent:** **** Oct. 18, 2011**

(54) **LAMP ELEMENT**

(76) **Inventor:** **Daniel Jacob Issak**, Los Angeles, CA
(US)

(**) **Term:** **14 Years**

(21) **Appl. No.:** **29/385,373**

(22) **Filed:** **Feb. 11, 2011**

(51) **LOC (9) Cl.** **23-03**

(52) **U.S. Cl.** **D26/102**

(58) **Field of Classification Search** D26/145,
D26/154, 155, 142, 118, 138, 120, 92, 87,
D26/71, 67, 60, 62, 63, 68, 70, 72, 80, 81,
D26/85, 86, 88, 113, 140, 141, 143, 144,
D26/153, 102, 93; 362/432, 443, 800, 431,
362/153, 153.1, 395, 401, 405, 410

See application file for complete search history.

(56) **References Cited**

U.S. PATENT DOCUMENTS

874,415	A	12/1907	Miller	
1,192,585	A	7/1916	Tregoning	
D81,233	S	5/1930	Gosling	
D83,471	S	2/1931	Schultz	
D130,937	S	12/1941	Dennison	
D156,081	S	11/1949	Estella	
D189,089	S	* 10/1960	Whitener, Jr. et al. D24/232
D199,349	S	10/1964	Chennault	

D210,796	S	*	4/1968	Jones	D26/102
D210,797	S	*	4/1968	Jones	D26/102
D233,249	S	*	10/1974	Lubge	D26/102
D342,339	S	*	12/1993	Lin	D26/102
D442,712	S		5/2001	Boyer		
D465,057	S	*	10/2002	Giudicelli	D26/102
D466,631	S		12/2002	Bobel		
6,502,957	B1	*	1/2003	Klaitman	362/249.01
D505,638	S		5/2005	Tabor		
D557,852	S	*	12/2007	Sanoner	D26/68
D612,535	S	*	3/2010	Fisher et al.	D26/154

* cited by examiner

Primary Examiner — Brian N Vinson

(74) *Attorney, Agent, or Firm* — QuickPatents, Inc.; Kevin Prince

(57) **CLAIM**

The ornamental design for a lamp element, as shown and described.

DESCRIPTION

FIG. 1 is a perspective view of a lamp element, showing the new design;

FIG. 2 is a front elevational view thereof, the rear elevational view being a mirror image thereof;

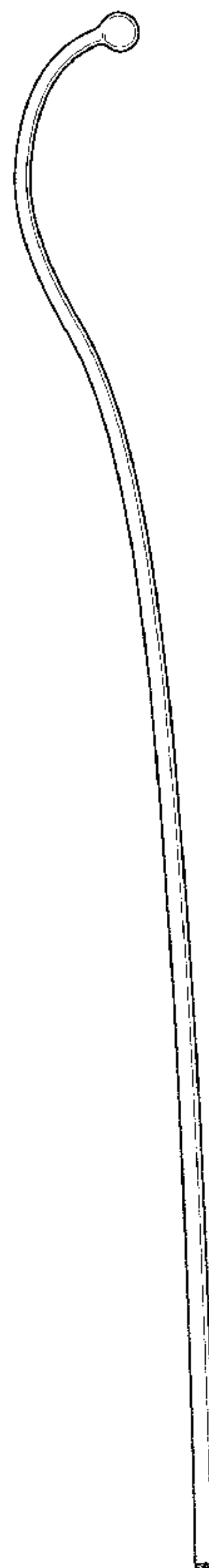
FIG. 3 is a right-side elevational view thereof;

FIG. 4 is a left-side elevational view thereof;

FIG. 5 is a top plan view thereof; and,

FIG. 6 is a bottom plan view thereof.

1 Claim, 1 Drawing Sheet



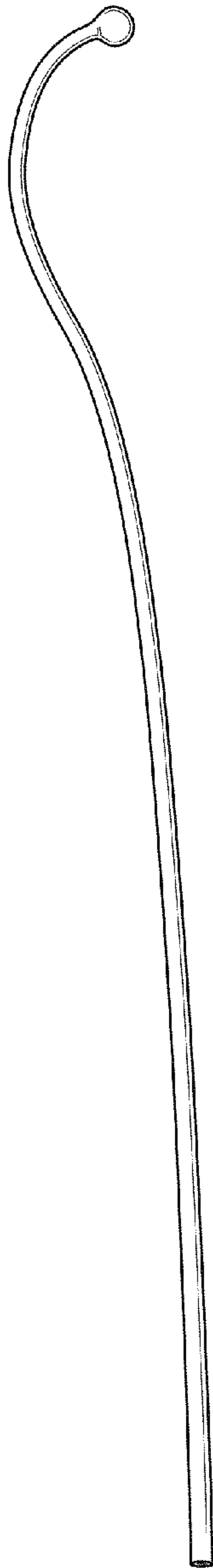


FIG. 1



FIG. 2

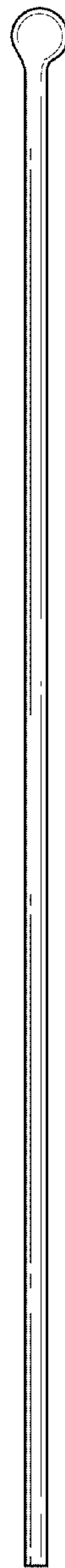


FIG. 3

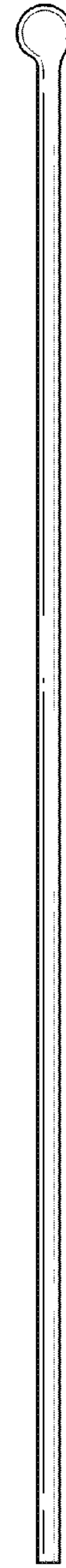


FIG. 4




FIG. 5




FIG. 6