



US00D647241S

(12) **United States Design Patent**
Takahashi et al.

(10) **Patent No.:** **US D647,241 S**

(45) **Date of Patent:** **** Oct. 18, 2011**

(54) **LIGHTING FIXTURE**

(75) Inventors: **Akimichi Takahashi**, Kanagawa (JP);
Hirokazu Yamada, Kanagawa (JP)

(73) Assignees: **Toshiba Lighting & Technology Corporation**, Kanagawa (JP);
Kabushiki Kaisha Toshiba, Tokyo (JP)

(**) Term: **14 Years**

(21) Appl. No.: **29/384,194**

(22) Filed: **Jan. 27, 2011**

(30) **Foreign Application Priority Data**

Aug. 6, 2010 (JP) 2010-019309

(51) **LOC (9) Cl.** **26-03**

(52) **U.S. Cl.** **D26/76; D26/72**

(58) **Field of Classification Search** D26/75-85,
D26/88, 89, 72, 25, 3, 113, 118, 128, 141,
D26/142, 51; 362/555, 14, 148, 150, 217.01,
362/217.05, 217.06, 217.07, 217.08, 217.09,
362/217.1, 217.12, 217.13, 260, 296.01,
362/404, 101

See application file for complete search history.

(56) **References Cited**

U.S. PATENT DOCUMENTS

D295,329 S * 4/1988 Roos et al. D26/75
D377,993 S * 2/1997 Herst et al. D26/107

D440,340 S * 4/2001 Tillman et al. D26/76
D496,122 S * 9/2004 Kan D26/76
D521,675 S * 5/2006 Chen D26/76
D547,897 S * 7/2007 Willmorth et al. D26/76
D581,079 S * 11/2008 Mier-Langner D26/72
D604,447 S * 11/2009 Klaus D26/76
D606,229 S * 12/2009 Johansen et al. D26/80
D608,043 S * 1/2010 Ko D26/76
D617,935 S * 6/2010 Miletich et al. D26/76
D627,905 S * 11/2010 Swafford et al. D26/24

FOREIGN PATENT DOCUMENTS

JP D958866 7/1996
JP D961753 8/1996

* cited by examiner

Primary Examiner — Angela J Lee

(74) *Attorney, Agent, or Firm* — J.C. Patents

(57) **CLAIM**

The ornamental design for a lighting fixture, as shown and described.

DESCRIPTION

FIG. 1 is a perspective view of a lighting fixture showing our new design;

FIG. 2 is a front view thereof;

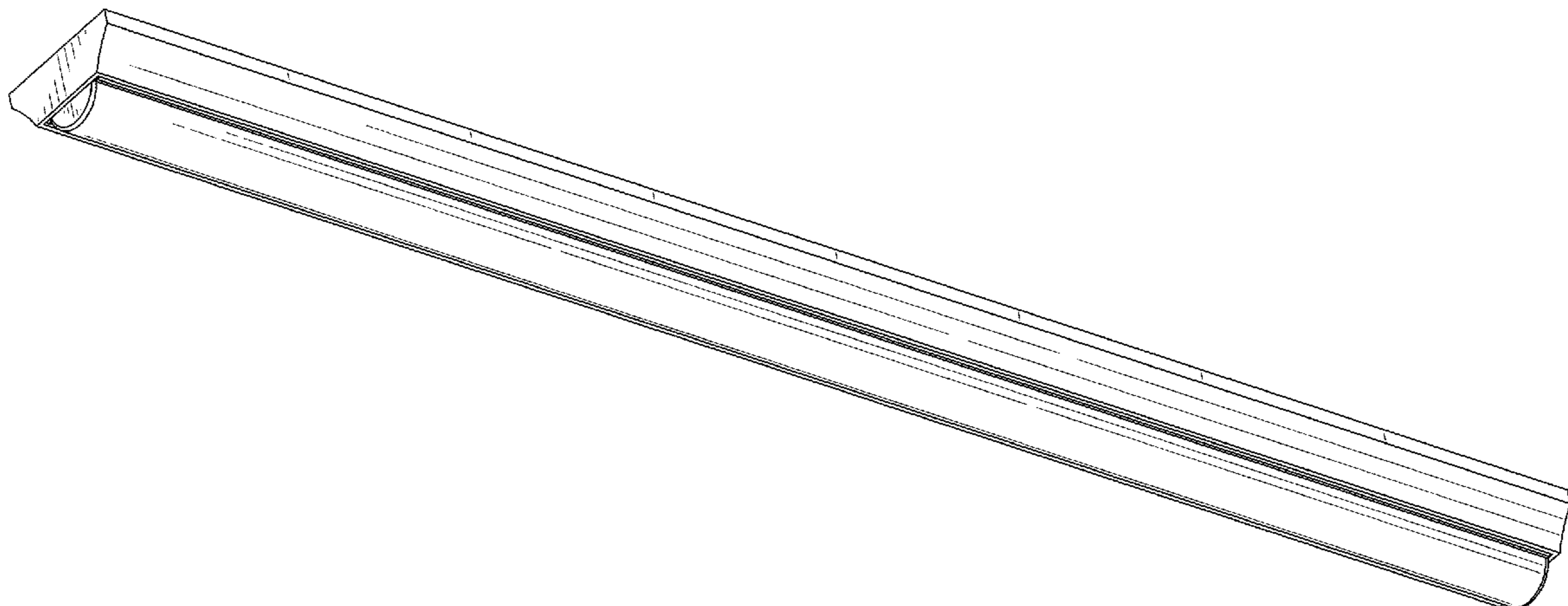
FIG. 3 is a right side view thereof;

FIG. 4 is a top view thereof; and,

FIG. 5 is a bottom view thereof.

A left side view of the lighting fixture and a rear view thereof are omitted since the left side view and the rear view are respectively identical to the right side view and the front view.

1 Claim, 5 Drawing Sheets



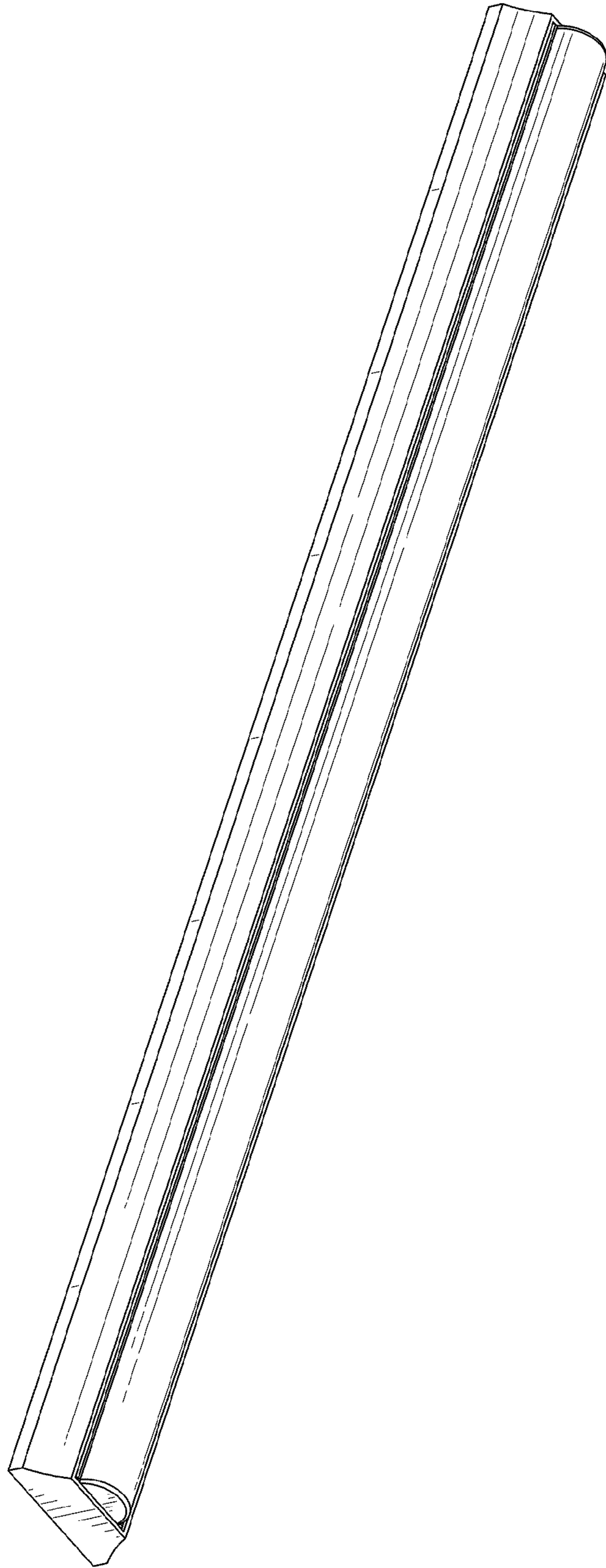


FIG. 1




FIG. 2

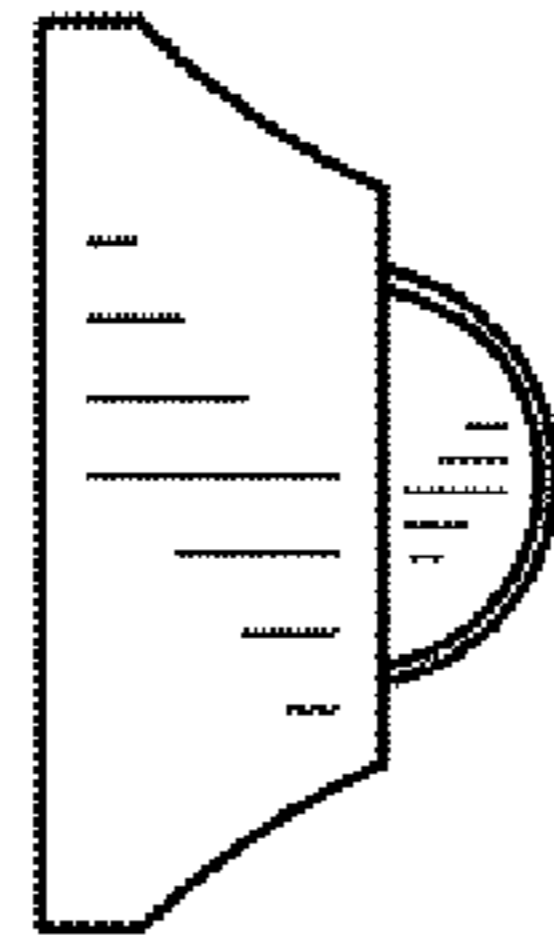


FIG. 3

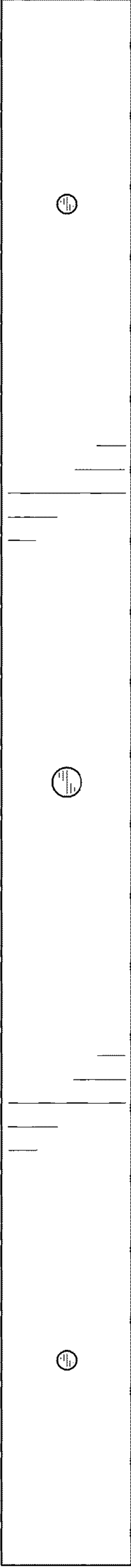


FIG. 4




FIG. 5