

US00D647229S

(12) **United States Design Patent**  
**Ma**

(10) **Patent No.:** **US D647,229 S**  
(45) **Date of Patent:** **\*\* Oct. 18, 2011**

(54) **LIGHTING DEVICE**

(75) Inventor: **Lai King Ma**, Fanling (HK)

(73) Assignee: **Eveready Battery Company, Inc.**, St. Louis, MO (US)

(\*\*) Term: **14 Years**

(21) Appl. No.: **29/330,647**

(22) Filed: **Jan. 12, 2009**

**Related U.S. Application Data**

(63) Continuation of application No. 29/308,325, filed on Jun. 10, 2008, now Pat. No. Des. 587,830.

(30) **Foreign Application Priority Data**

Dec. 10, 2007 (CN) ..... 2007 3 0286509  
Dec. 10, 2007 (EM) ..... 000838966

(51) **LOC (9) Cl.** ..... **26-02**

(52) **U.S. Cl.** ..... **D26/37**

(58) **Field of Classification Search** ..... D26/37,  
D26/39, 46, 48, 49, 50; 362/157, 158, 183,  
362/184, 195, 196, 200, 201, 203–208

See application file for complete search history.

(56) **References Cited**

**U.S. PATENT DOCUMENTS**

D299,173 S 12/1988 Powell et al.  
D325,098 S \* 3/1992 Osit et al. .... D26/37  
D328,357 S \* 7/1992 Schneider ..... D26/46  
D355,272 S \* 2/1995 Chabria ..... D26/46  
D362,816 S \* 10/1995 Yuen ..... D10/106.1  
D390,678 S \* 2/1998 Matthes ..... D26/37  
D425,228 S \* 5/2000 Kibler ..... D26/46  
D435,675 S 12/2000 Sinclair  
D436,195 S 1/2001 Au-Yeung

D439,688 S \* 3/2001 Suzuki ..... D26/37  
6,270,234 B1 \* 8/2001 Au-Yeung ..... 362/189  
D453,580 S 2/2002 Lynch et al.  
D470,959 S 2/2003 Lai  
D475,149 S 5/2003 Chun  
D477,432 S 7/2003 Parsons  
D518,584 S 4/2006 Chan  
D525,536 S \* 7/2006 Chan ..... D10/2  
D537,182 S 2/2007 Chou  
D539,951 S 4/2007 Qui  
D542,449 S \* 5/2007 Racoosin et al. .... D26/51  
D566,097 S \* 4/2008 Bhavnani ..... D14/168  
D571,941 S 6/2008 Lee  
D595,875 S \* 7/2009 Irvine ..... D26/24  
D600,378 S \* 9/2009 Choi ..... D26/37  
D604,435 S \* 11/2009 Kingston et al. .... D26/37  
D610,726 S \* 2/2010 Patel et al. .... D26/37  
D615,676 S \* 5/2010 Lee ..... D26/37  
D632,816 S \* 2/2011 Lee ..... D26/48

\* cited by examiner

*Primary Examiner* — Ian Simmons

*Assistant Examiner* — Carissa C Fitts

(74) *Attorney, Agent, or Firm* — Michael C. Pophal

(57) **CLAIM**

We claim the ornamental design for a lighting device, as shown and described.

**DESCRIPTION**

FIG. 1 is a front right perspective view of a lighting device showing our new design;

FIG. 2 is a front view thereof;

FIG. 3 is a rear view thereof;

FIG. 4 is a right side view thereof;

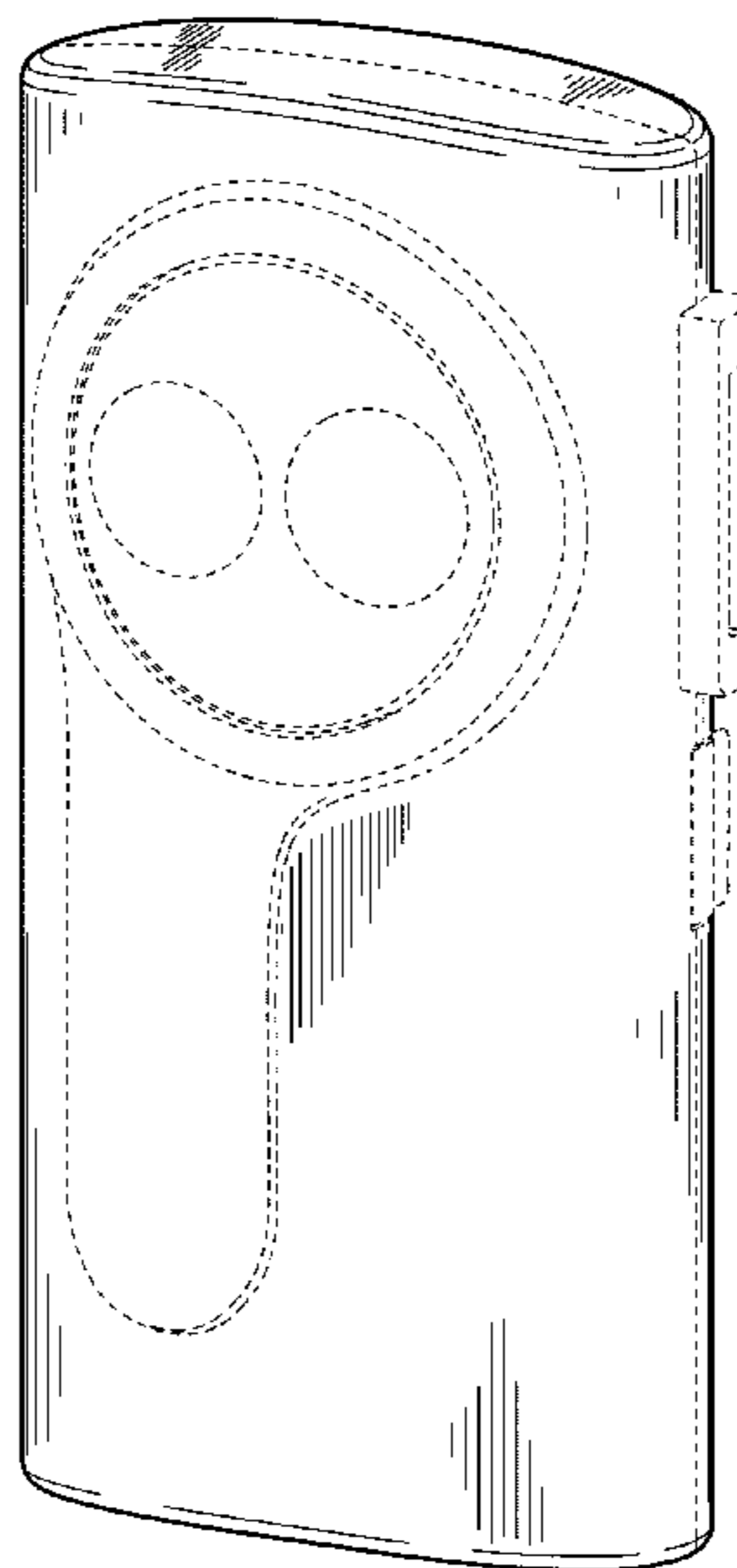
FIG. 5 is a left side view thereof;

FIG. 6 is a top view thereof; and,

FIG. 7 is a bottom view thereof.

Any broken line(s) shown are for illustrative purposes only and form no part of the claimed design.

**1 Claim, 5 Drawing Sheets**



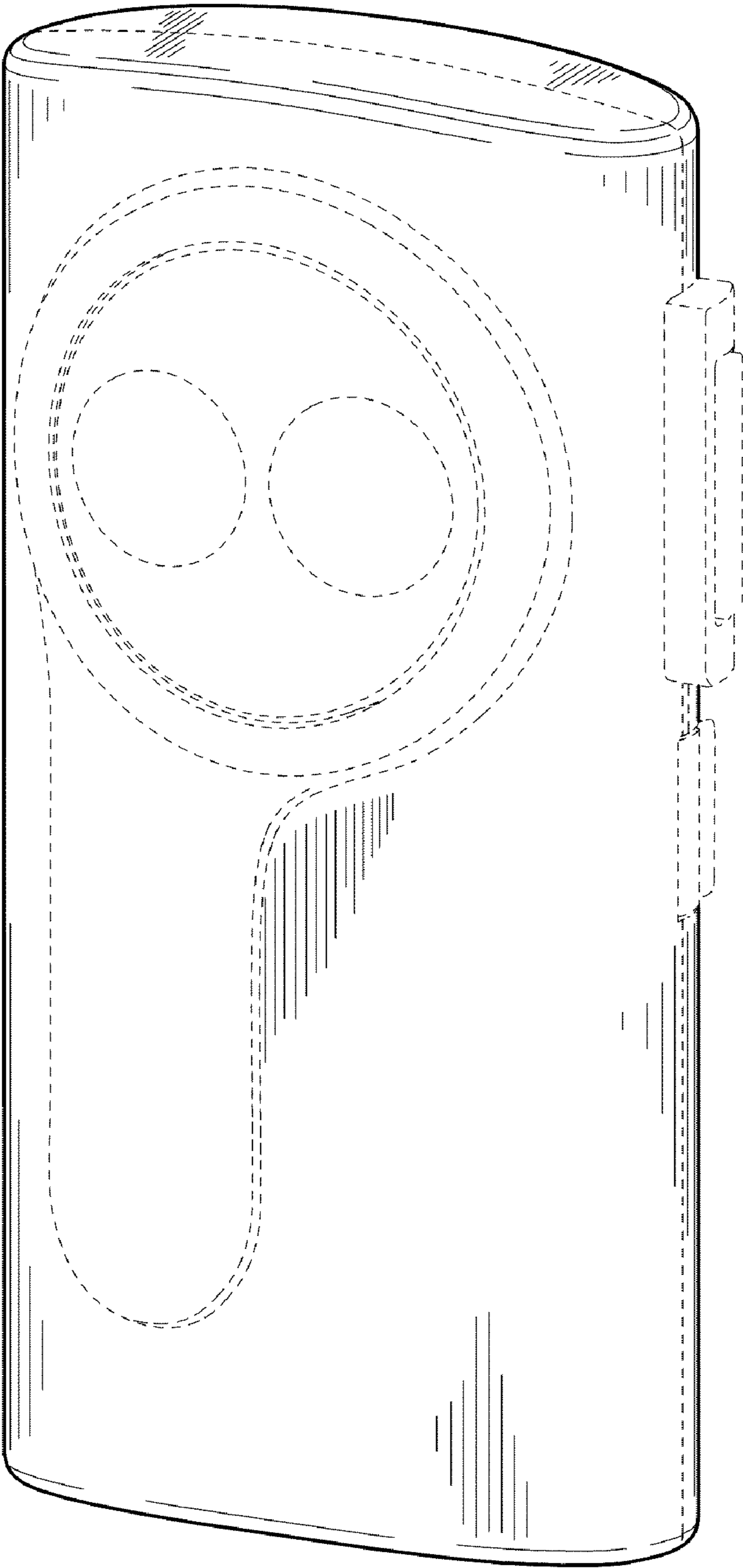
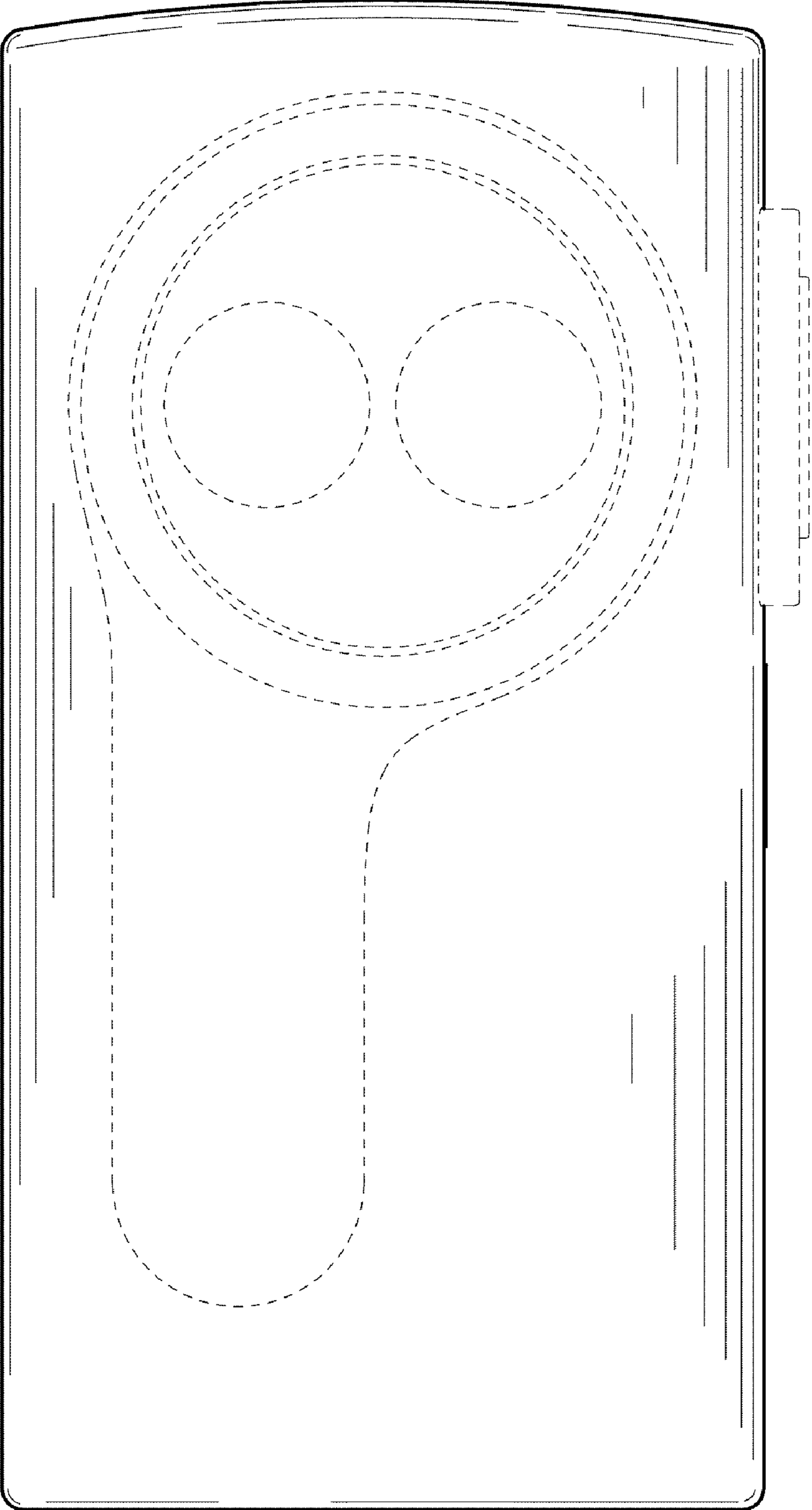
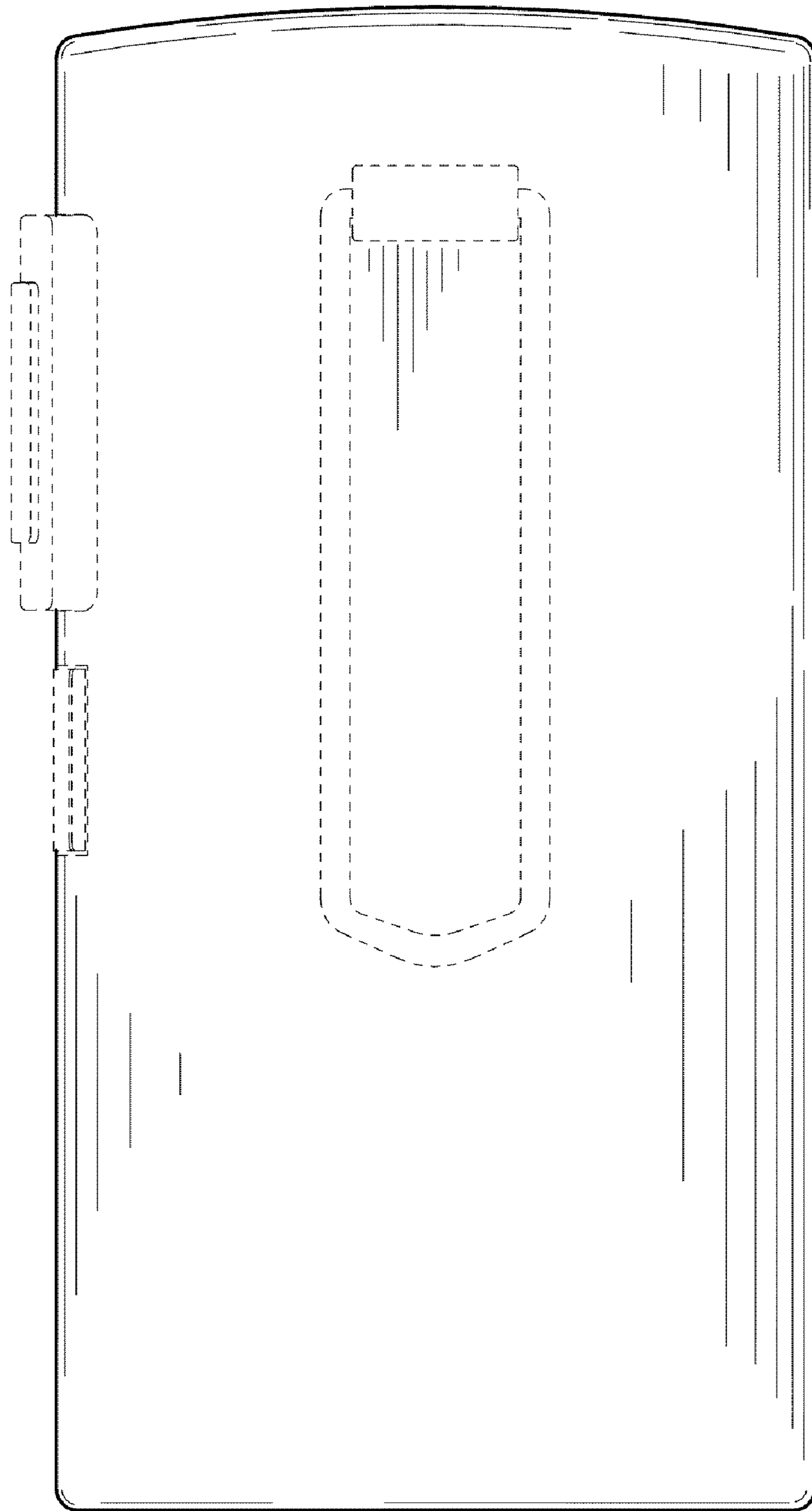


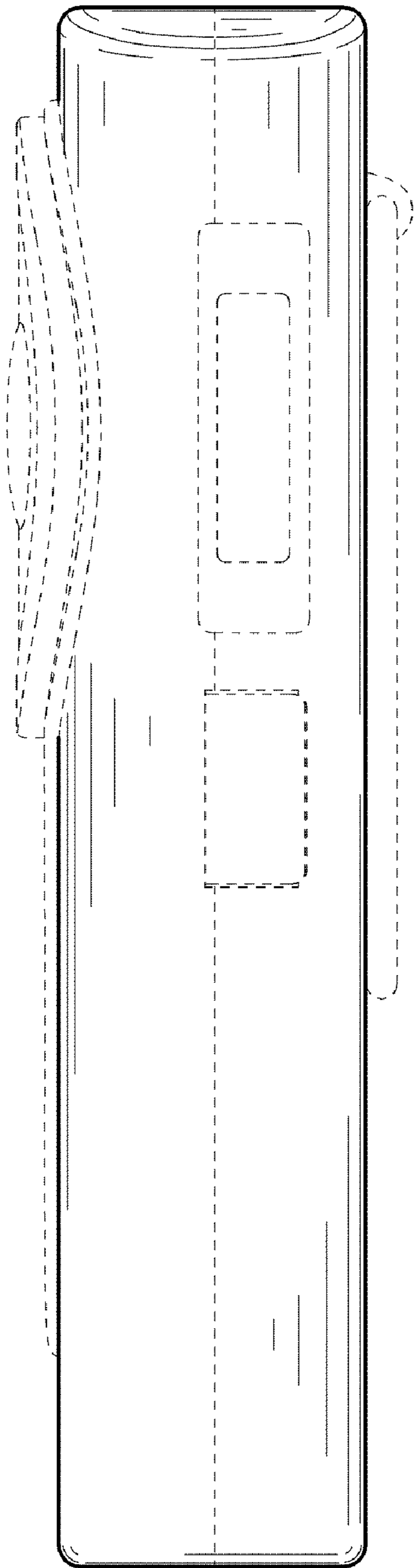
Fig. 1




**Fig. 2**



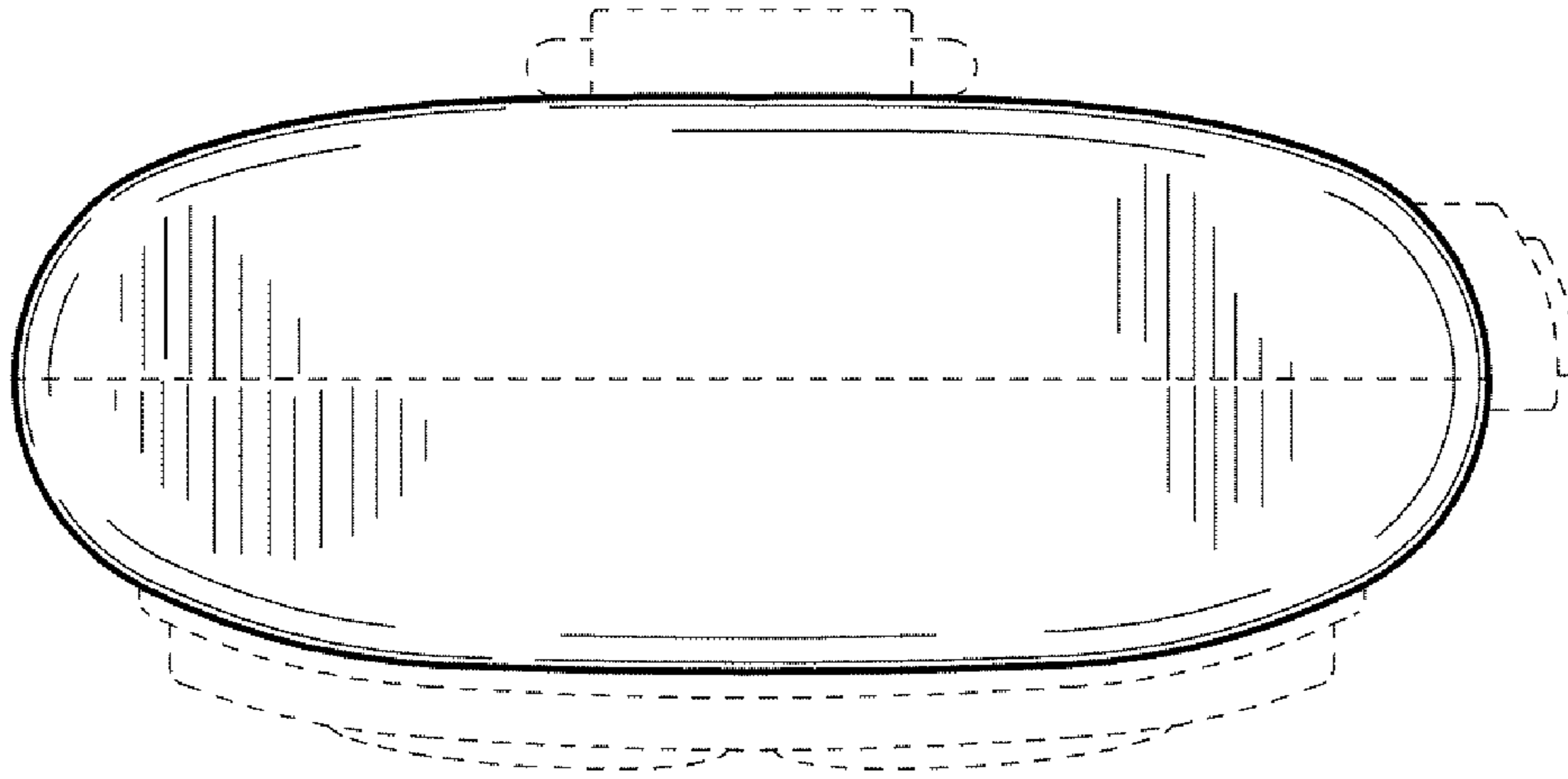
**Fig. 3**



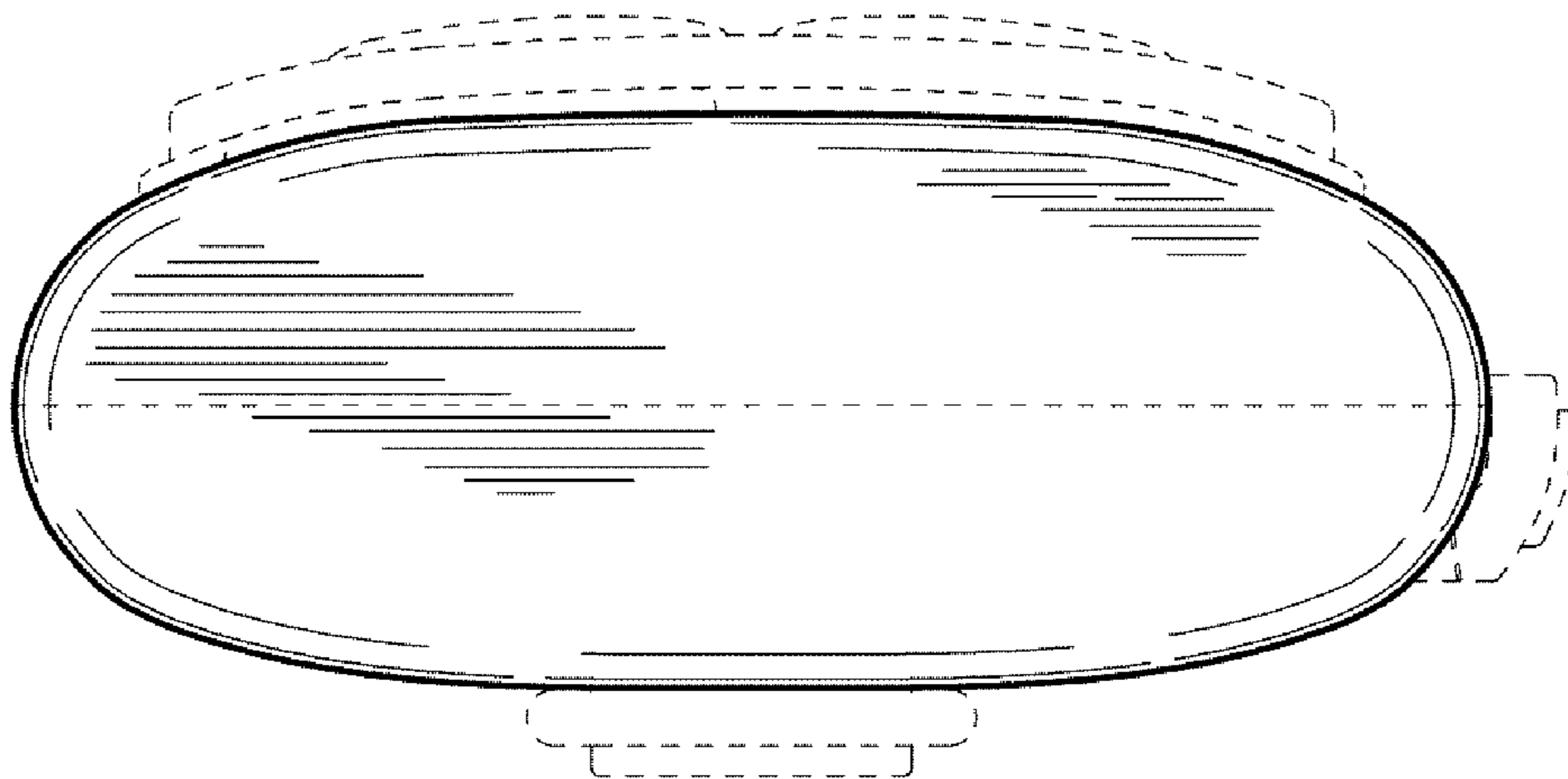
**Fig. 4**



**Fig. 5**



**Fig. 6**



**Fig. 7**