



US00D647210S

(12) **United States Design Patent**  
**Wilkinson**

(10) **Patent No.:** **US D647,210 S**

(45) **Date of Patent:** **\*\* \*Oct. 18, 2011**

(54) **COLLECTION CONTAINER**

(75) **Inventor:** **Bradley M. Wilkinson**, North Haledon, NJ (US)

(73) **Assignee:** **Becton, Dickinson and Company**, Franklin Lakes, NJ (US)

(\*) **Notice:** This patent is subject to a terminal disclaimer.

(\*\*) **Term:** **14 Years**

(21) **Appl. No.:** **29/364,390**

(22) **Filed:** **Jun. 23, 2010**

(51) **LOC (9) Cl.** ..... **24-01**

(52) **U.S. Cl.** ..... **D24/224**

(58) **Field of Classification Search** ..... D24/216-232, D24/130, 169; D10/81; 422/500, 547, 549, 422/556, 557, 558; 435/287.1, 288.1  
See application file for complete search history.

(56) **References Cited**

**U.S. PATENT DOCUMENTS**

D283,308	S	*	4/1986	Oakley et al.	.....	D9/501
4,964,413	A	*	10/1990	Losada et al.	.....	600/579
5,288,466	A	*	2/1994	Burns	.....	422/550
D357,985	S	*	5/1995	Burns	.....	D24/224
5,975,343	A	*	11/1999	Kelly et al.	.....	220/737
D552,992	S	*	10/2007	Spencer	.....	D9/454
D583,481	S	*	12/2008	Yamamoto et al.	.....	D24/224

**OTHER PUBLICATIONS**

United States Patent Application for a Collection Container, submitted simultaneously with the USPTO on Jun. 23, 2010.

\* cited by examiner

*Primary Examiner* — Anhdao Doan

(74) *Attorney, Agent, or Firm* — The Webb Law Firm

(57) **CLAIM**


The ornamental design for a collection container, as shown and described.

**DESCRIPTION**

FIG. 1 is a topward directed front perspective view of a collection container in accordance with the present invention; FIG. 2 is an enlarged bottom perspective view thereof; FIG. 3 is a top view thereof; FIG. 4 is a right side view thereof; FIG. 5 is a front view thereof; FIG. 6 is a rear view thereof; FIG. 7 is a left side view thereof; FIG. 8 is a bottom view thereof; FIG. 9 is a cross-sectional view thereof, taken along line 9-9 of FIG. 8; and, FIG. 10 is a cross-sectional view thereof, taken along line 10-10 of FIG. 8.

The broken lines in FIGS. 1, 2, 4-8, and 10 are included for the purpose of illustrating portions of the collection container that form no part of the claimed design.

**1 Claim, 5 Drawing Sheets**



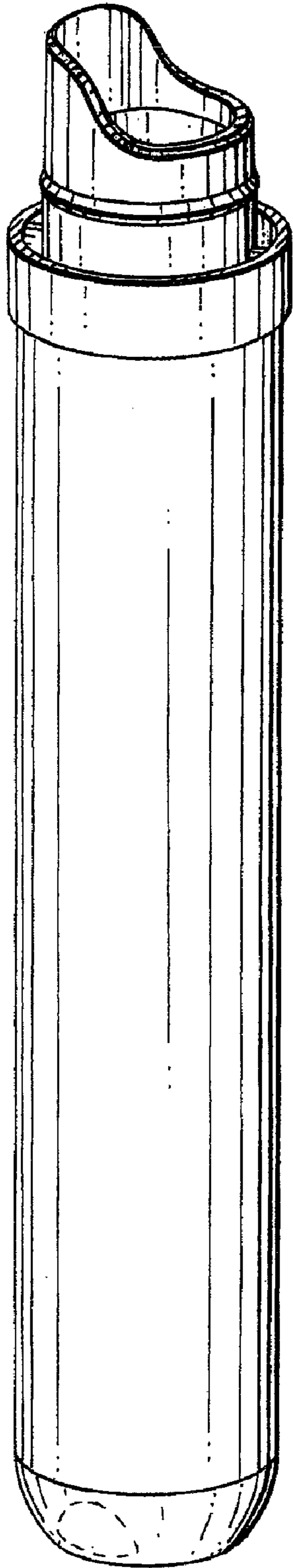


FIG. 1

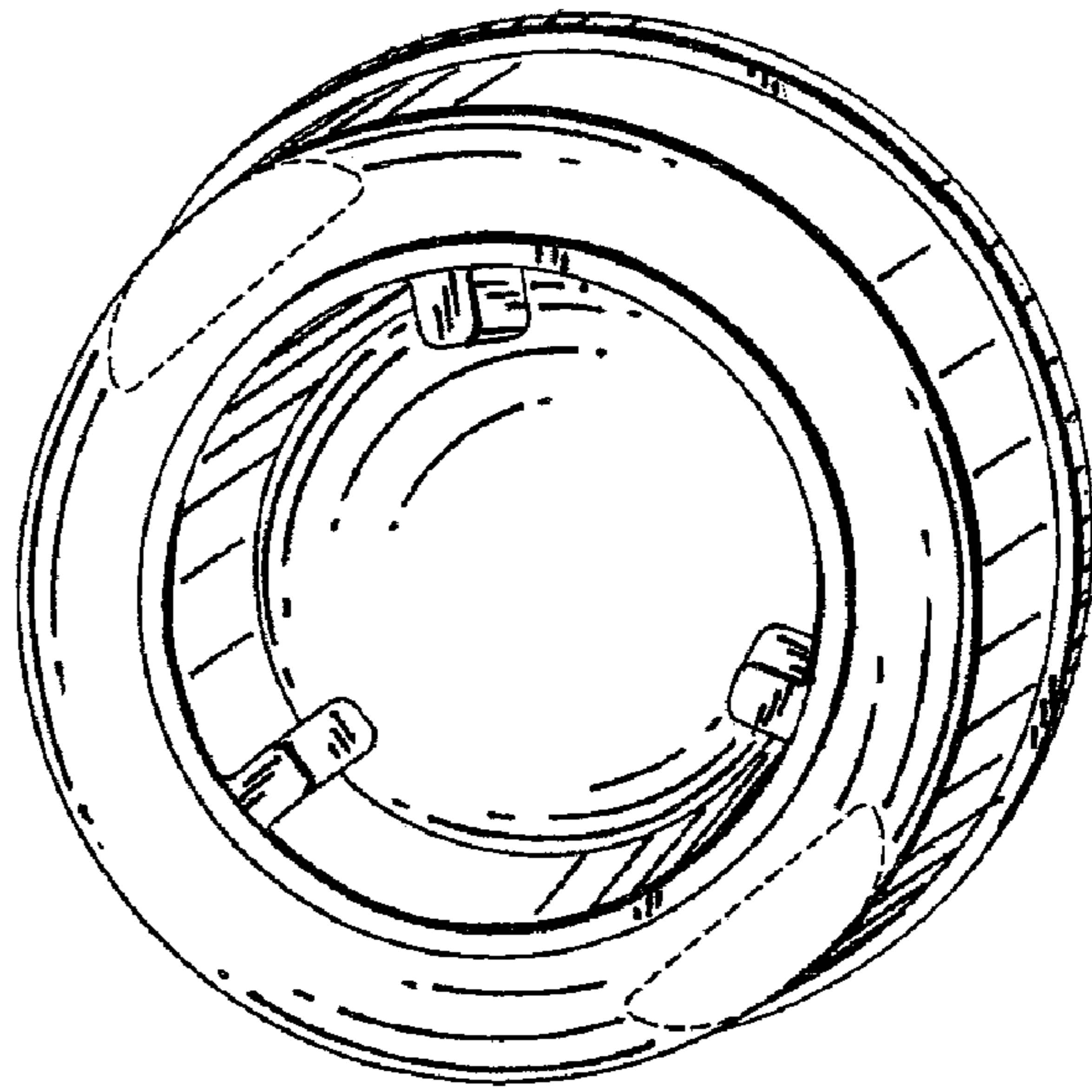


FIG. 2

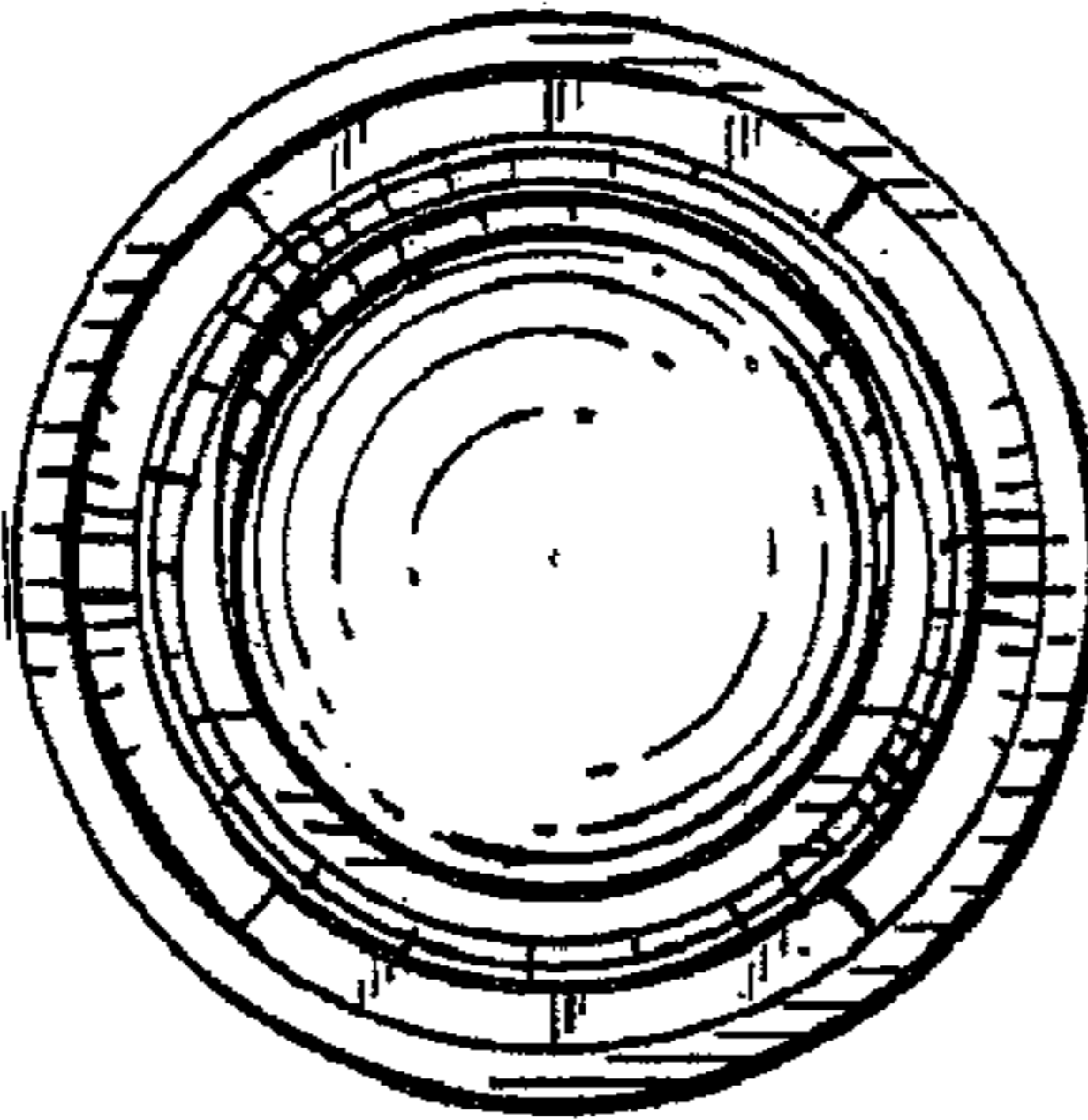


FIG.3

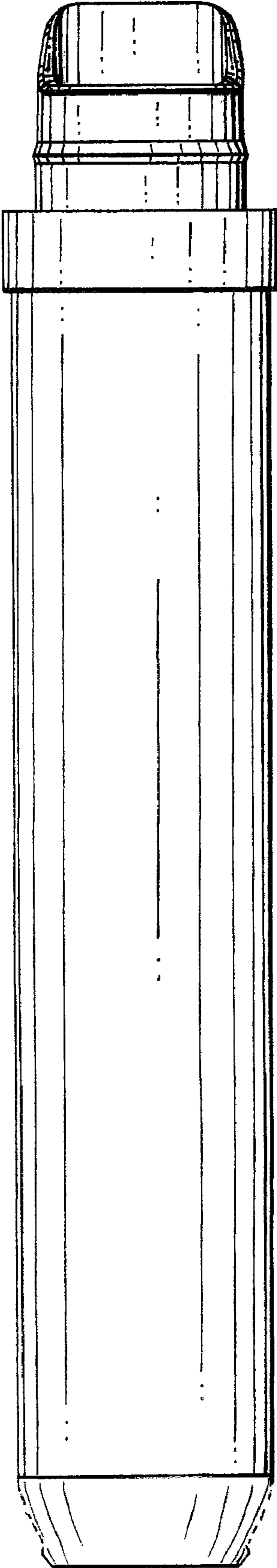


FIG.4

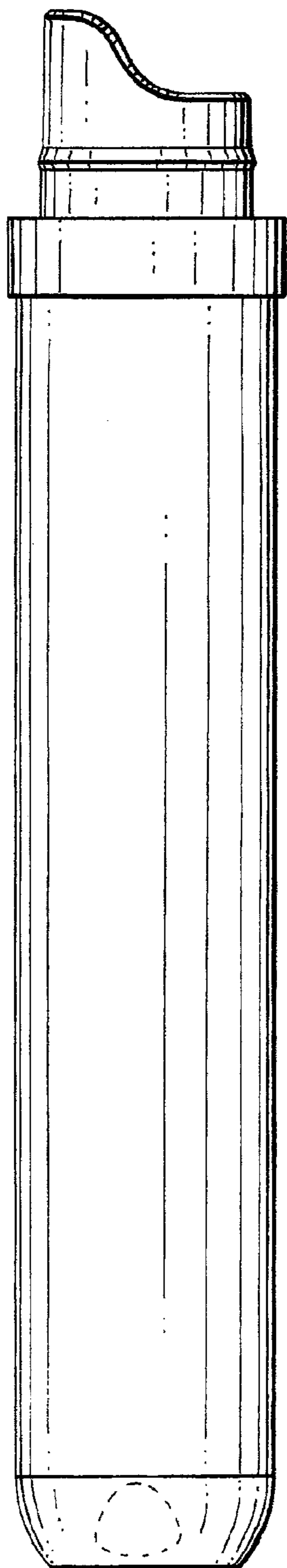


FIG. 5




FIG. 6

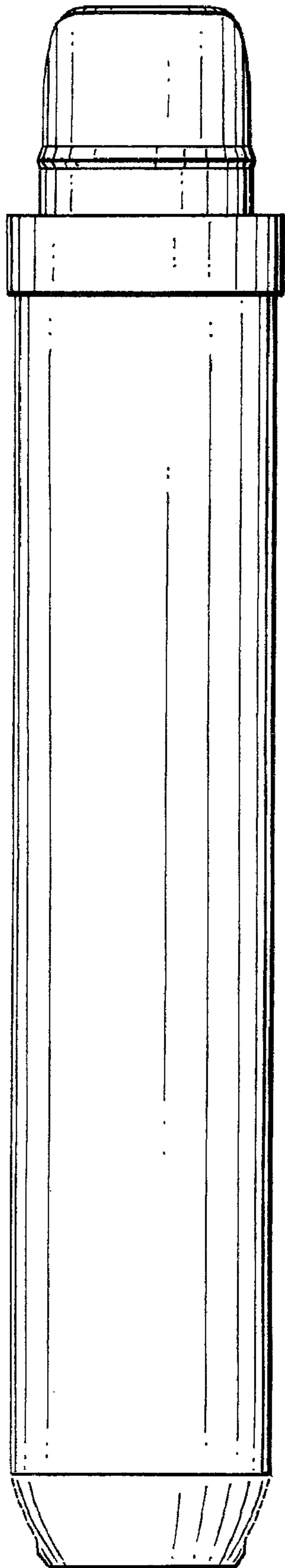


FIG. 7

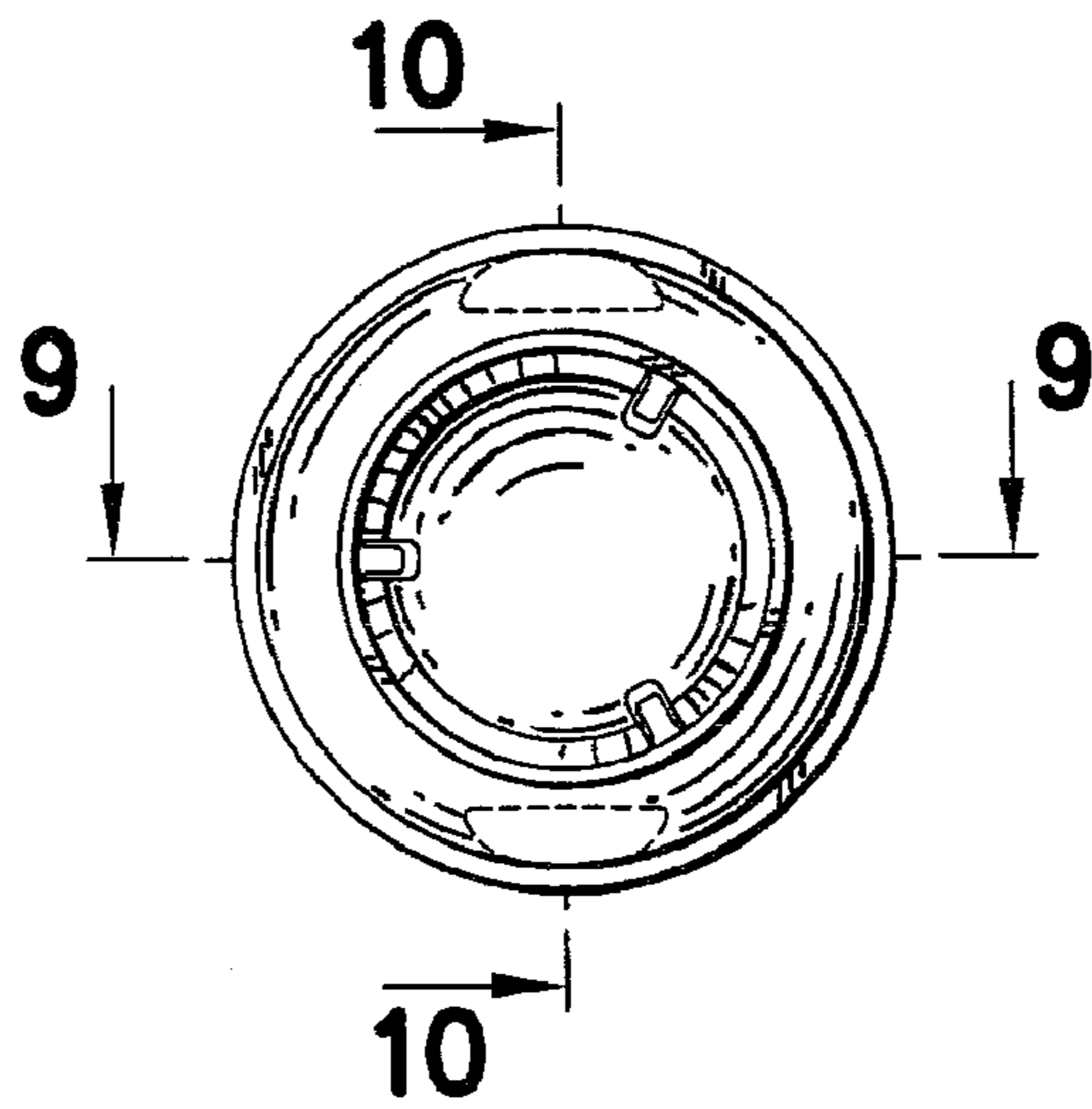


FIG. 8

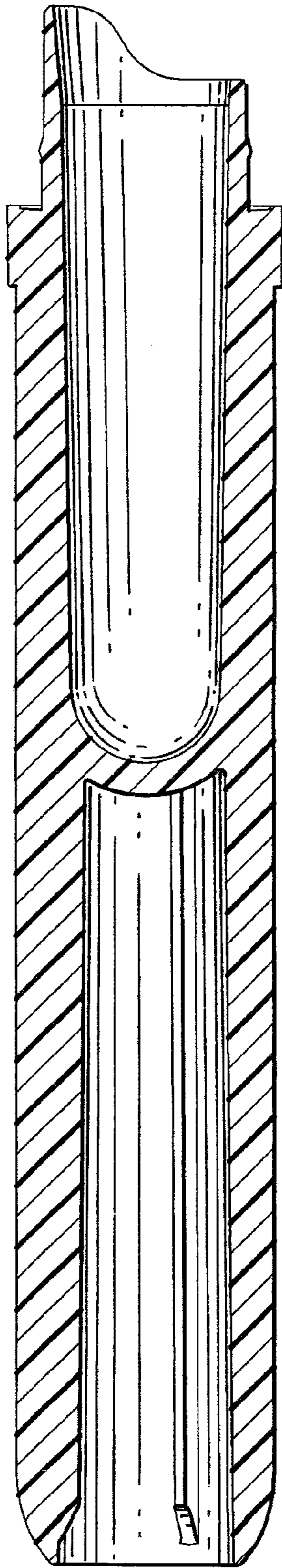


FIG. 9

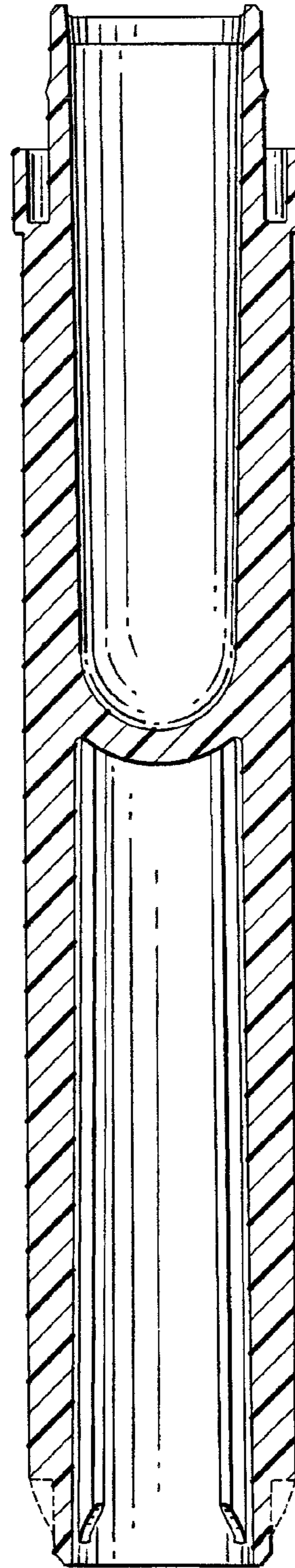


FIG. 10