



US00D647208S

(12) **United States Design Patent**
Rothman et al.

(10) **Patent No.:** **US D647,208 S**

(45) **Date of Patent:** **** Oct. 18, 2011**

(54) **FLEXIBLE HEADSET FOR SENSING BRAIN ELECTRICAL ACTIVITY**

(75) Inventors: **Neil S. Rothman**, Baltimore, MD (US);
Michael E. Singer, Bethesda, MD (US)

(73) Assignee: **Brainscope Company, Inc.**, Bethesda, MD (US)

(**) Term: **14 Years**

(21) Appl. No.: **29/382,685**

(22) Filed: **Jan. 6, 2011**

(51) **LOC (9) Cl.** **24-01**

(52) **U.S. Cl.** **D24/187**

(58) **Field of Classification Search** D24/168,
D24/187, 200, 215, 206-207; D2/878; 600/372,
600/382, 386, 388, 393, 544; 607/62, 109,
607/121, 139

See application file for complete search history.

(56) **References Cited**

U.S. PATENT DOCUMENTS

D277,787	S	*	2/1985	Corbett	D24/187
D326,717	S	*	6/1992	Henderson et al.	D24/168
D348,520	S	*	7/1994	Wolf	D24/215
5,800,351	A	*	9/1998	Mann	607/139
D405,538	S	*	2/1999	Chih	D24/215
6,128,521	A	*	10/2000	Marro et al.	600/393
D501,558	S	*	2/2005	Chastain et al.	D24/187

D505,206	S	*	5/2005	Chastain et al.	D24/187
7,299,088	B1	*	11/2007	Thakor et al.	600/544
D560,809	S	*	1/2008	Causevic et al.	D24/187
D565,735	S	*	4/2008	Washbon	D24/187
D578,222	S	*	10/2008	Sakurai et al.	D24/187
D603,051	S	*	10/2009	Causevic et al.	D24/187
2005/0107716	A1	*	5/2005	Eaton et al.	600/544

* cited by examiner

Primary Examiner — T. Chase Nelson

Assistant Examiner — Mark Cavanna

(74) *Attorney, Agent, or Firm* — Finnegan, Henderson, Farabow, Garrett & Dunner, L.L.P.

(57) **CLAIM**

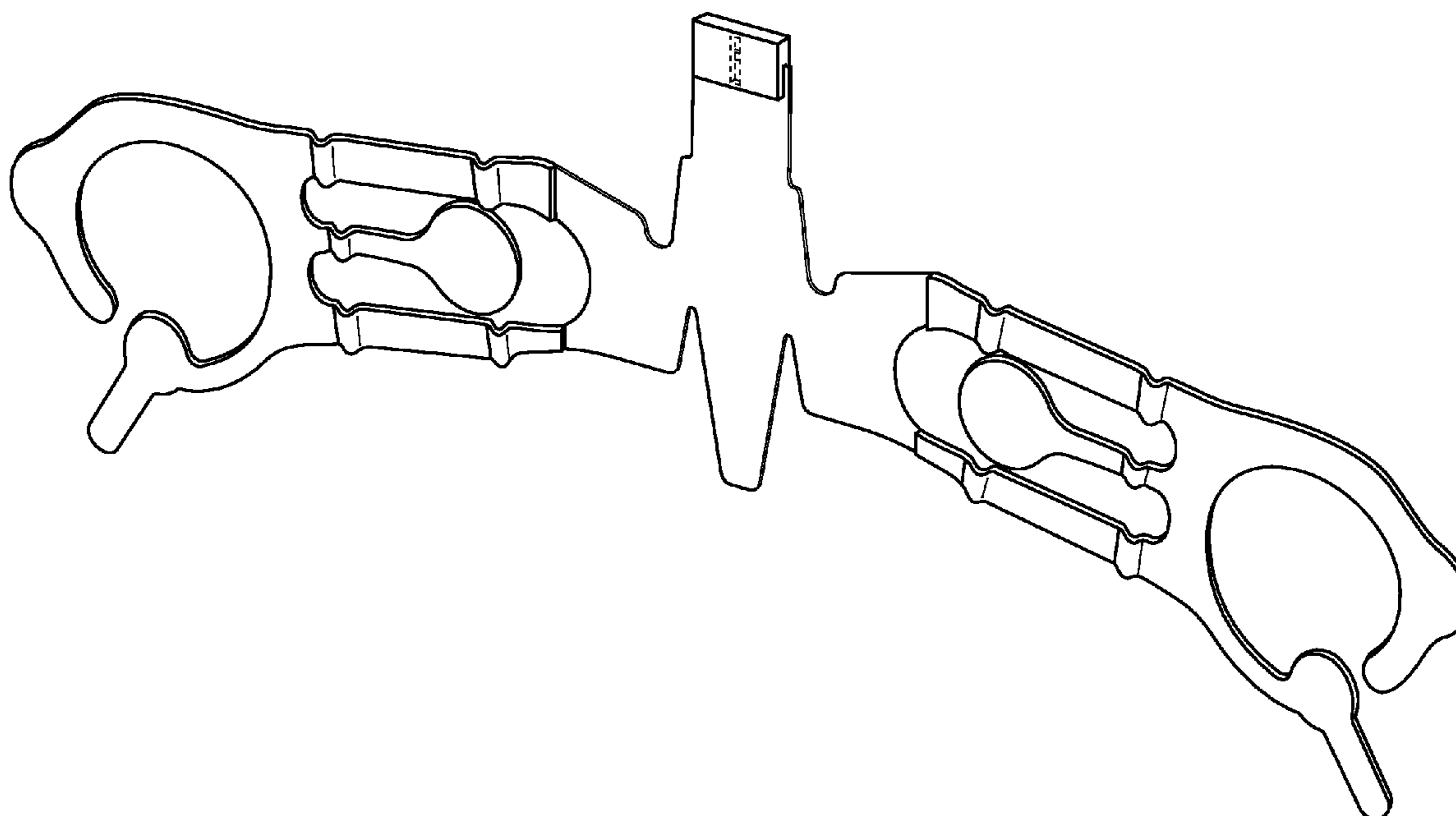
The ornamental design for flexible headset for sensing brain electrical activity, as shown and described.

DESCRIPTION

FIG. 1 is a front perspective view of a flexible headset for sensing brain electrical activity showing our new design; FIG. 2 is a front view thereof; FIG. 3 is a back view thereof; FIG. 4 is a top view thereof; FIG. 5 is a bottom view thereof; FIG. 6 is a left side view thereof; and, FIG. 7 is a right side view thereof.

Circuit traces and other conductive features forming portions of the article not shown form no part of the claimed design. The broken lines are included for the purpose of illustrating portions of the flexible headset for sensing brain electrical activity that form no part of the claimed design.

1 Claim, 5 Drawing Sheets



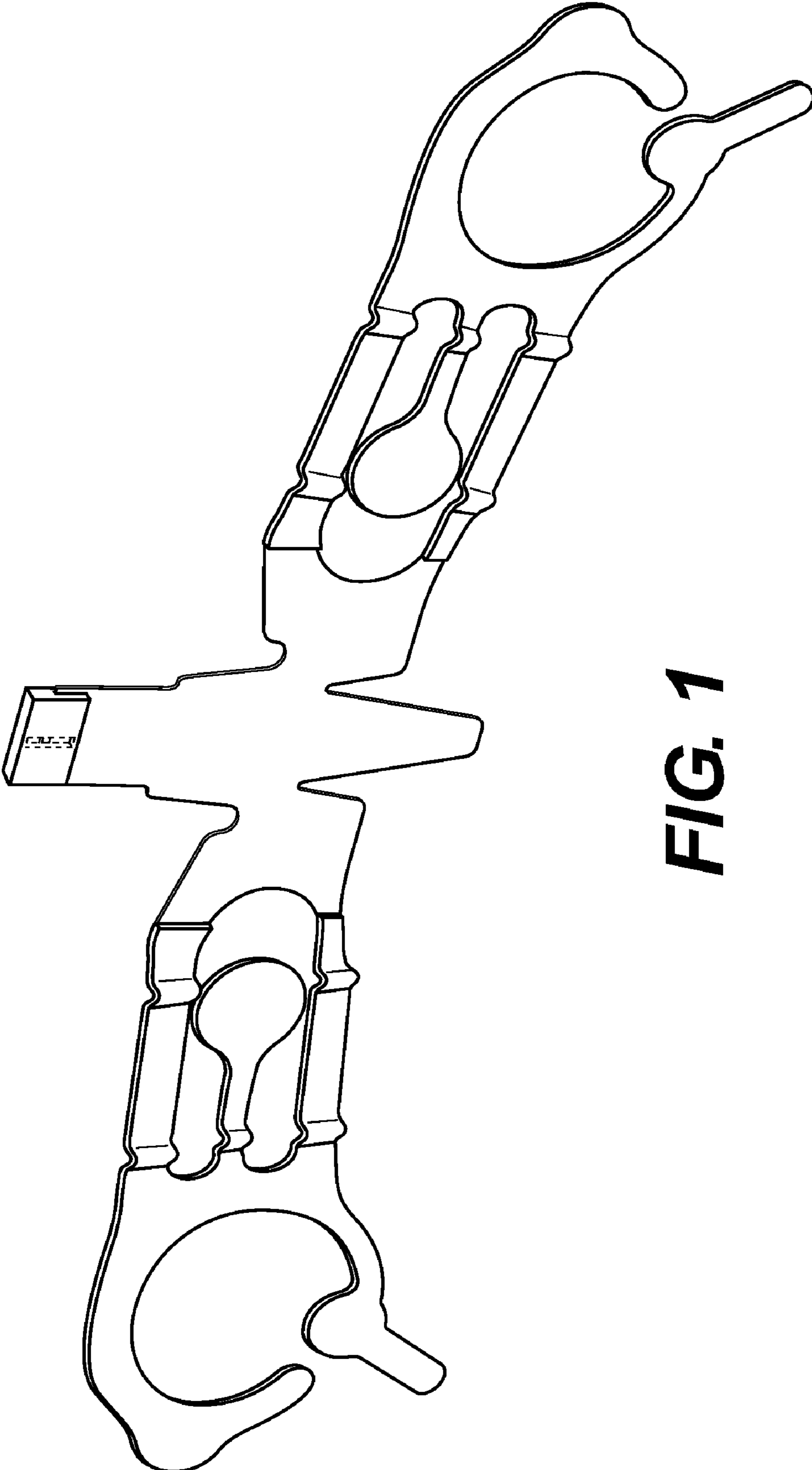


FIG. 1

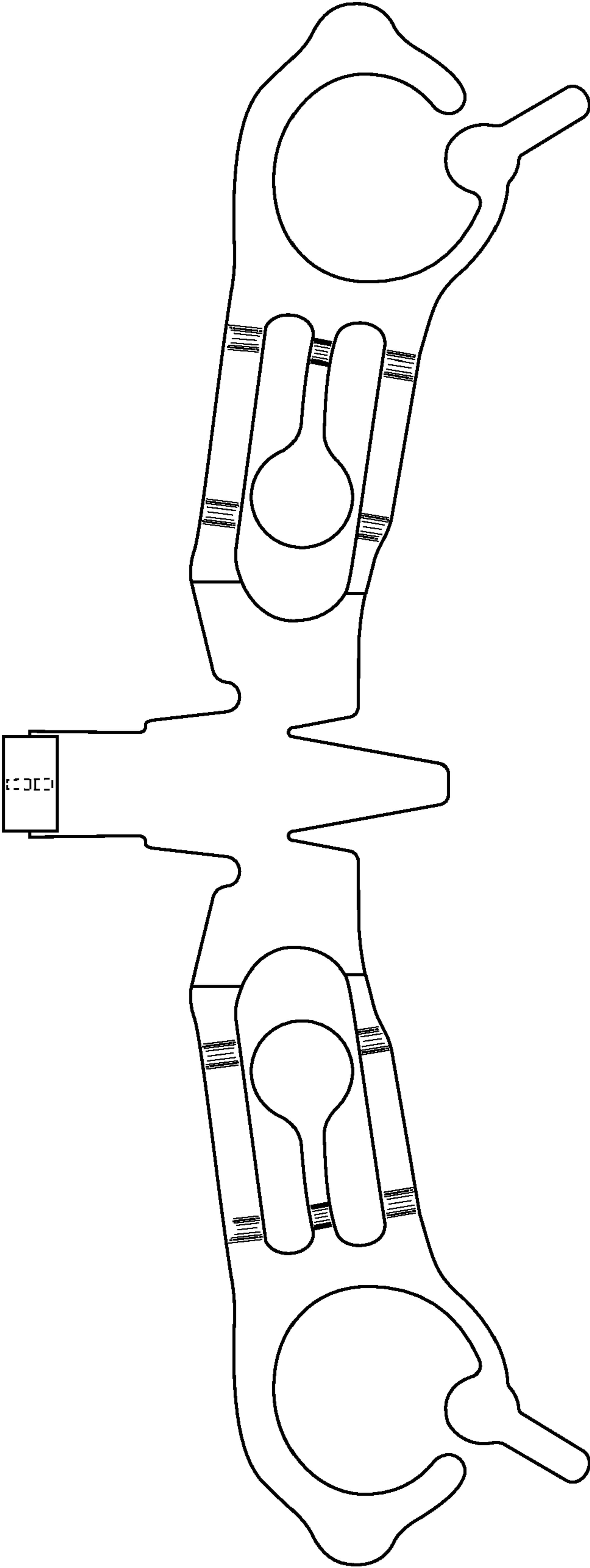


FIG. 2

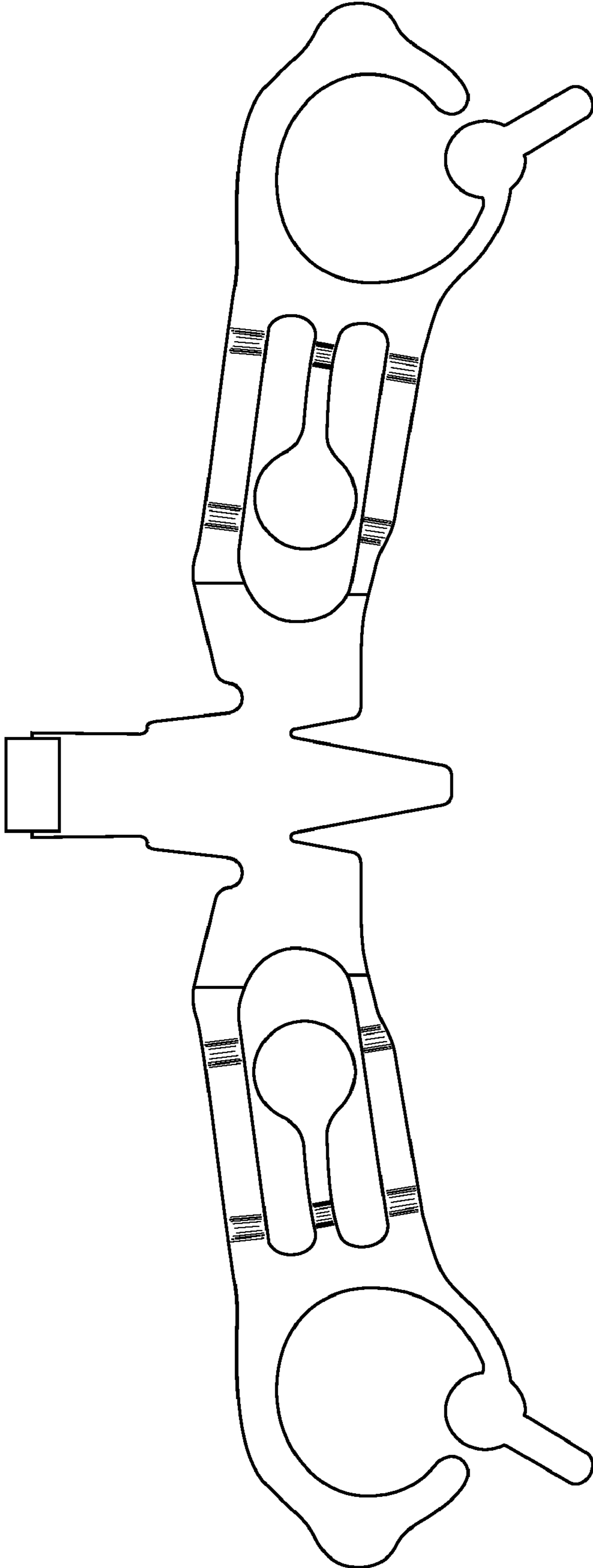


FIG. 3



FIG. 4



FIG. 5

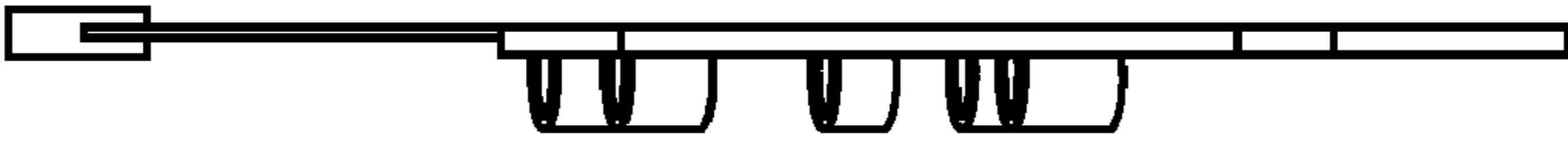


FIG. 6



FIG. 7