



US00D647200S

(12) **United States Design Patent**
Slaughter

(10) **Patent No.:** **US D647,200 S**

(45) **Date of Patent:** **** Oct. 18, 2011**

(54) **DIAPER**

(76) **Inventor:** **Tyeeste Slaughter**, Champaign, IL (US)

(**) **Term:** **14 Years**

(21) **Appl. No.:** **29/373,694**

(22) **Filed:** **May 13, 2011**

(51) **LOC (9) Cl.** **24-04**

(52) **U.S. Cl.** **D24/126**

(58) **Field of Classification Search** D24/124-126;
604/358, 385.1, 385.2, 364, 382, 386
See application file for complete search history.

6,712,801	B1	3/2004	Richardson	
D561,334	S *	2/2008	Martynus et al.	D24/126
7,629,501	B2 *	12/2009	Labit et al.	604/372
D610,255	S *	2/2010	Garner	D24/126
D610,256	S *	2/2010	Garner	D24/126
D621,501	S *	8/2010	Coon	D24/126
D625,000	S *	10/2010	Stewart	D24/126
7,850,671	B1	12/2010	Burrows	
D638,118	S *	5/2011	Mateo	D24/126
D638,119	S *	5/2011	Mateo	D24/126

* cited by examiner

Primary Examiner — Holly Baynham

Assistant Examiner — Michelle E Wilson

(74) *Attorney, Agent, or Firm* — Paul R Martin

(56) **References Cited**

U.S. PATENT DOCUMENTS

3,089,494	A *	5/1963	Schwartz	604/389
3,585,998	A *	6/1971	Hayford et al.	
3,875,942	A *	4/1975	Roberts et al.	
4,037,602	A *	7/1977	Hawthorne	604/375
4,753,650	A *	6/1988	Williams	604/389
4,850,992	A *	7/1989	Amaral et al.	604/389
4,960,477	A *	10/1990	Mesek	156/209
D320,854	S *	10/1991	Jonas	D24/126
5,069,672	A *	12/1991	Wippler et al.	604/385.14
5,137,526	A *	8/1992	Coates	604/391
5,261,901	A *	11/1993	Guay	604/391
D343,681	S *	1/1994	Hull	D24/126
5,306,267	A *	4/1994	Hahn et al.	604/378
5,368,585	A *	11/1994	Dokken	604/393
5,370,634	A *	12/1994	Ando et al.	604/385.21
5,944,707	A *	8/1999	Ronn	604/386
D436,400	S *	1/2001	Kiecker	D24/126

(57) **CLAIM**

The ornamental design for a diaper, as shown and described.

DESCRIPTION

FIG. 1 is a perspective view from the top of my new design for a diaper.

FIG. 2 is an elevational view of the top edge of my new diaper design.

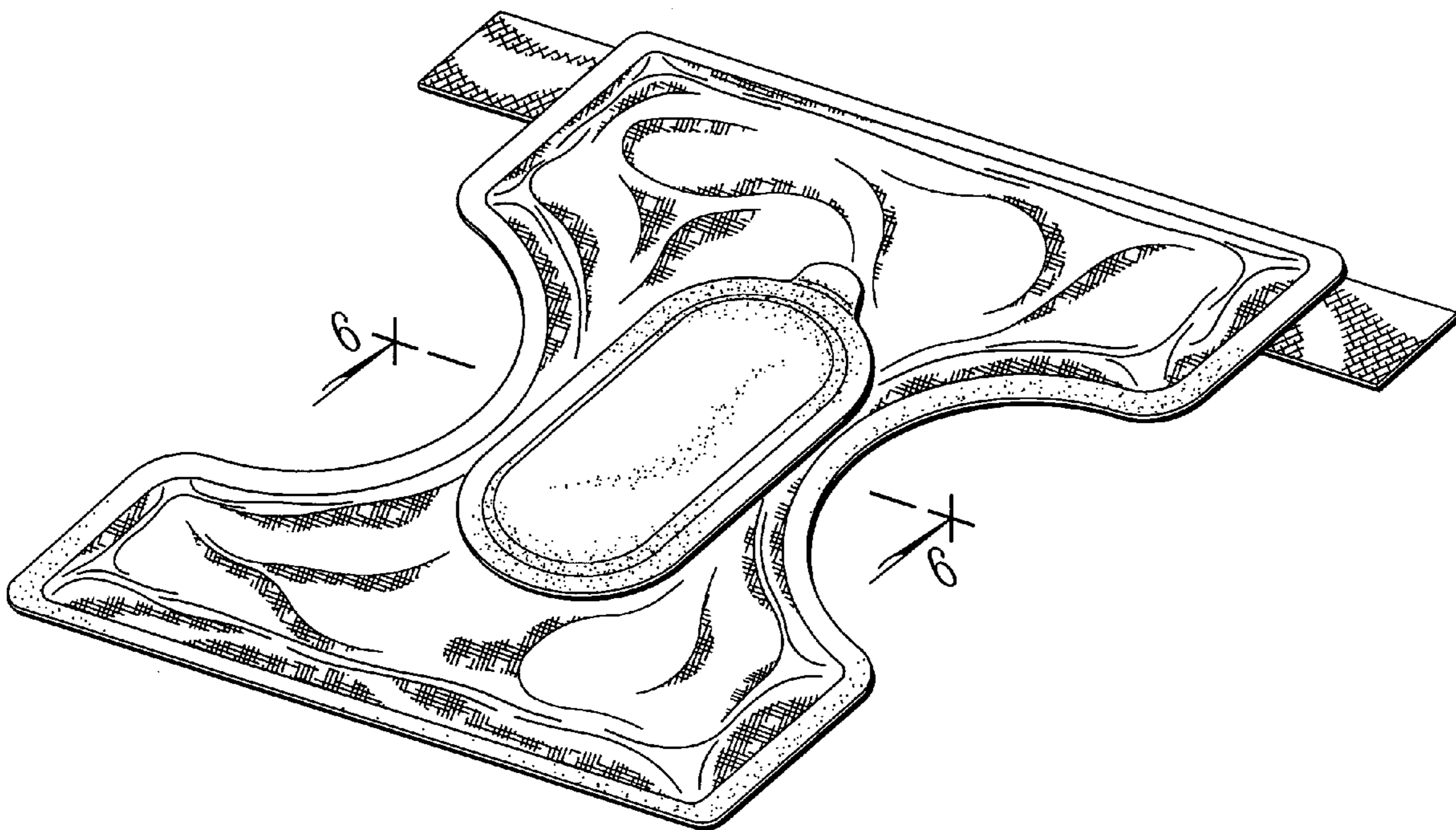
FIG. 3 is an elevational view of the bottom edge of my new diaper design.

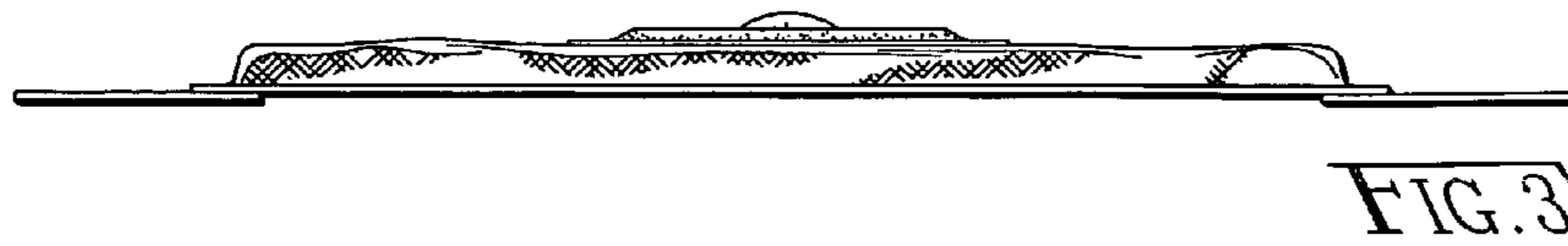
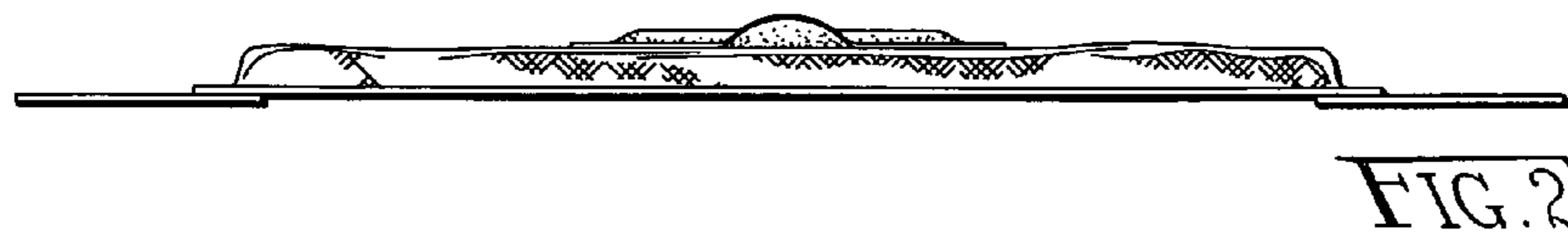
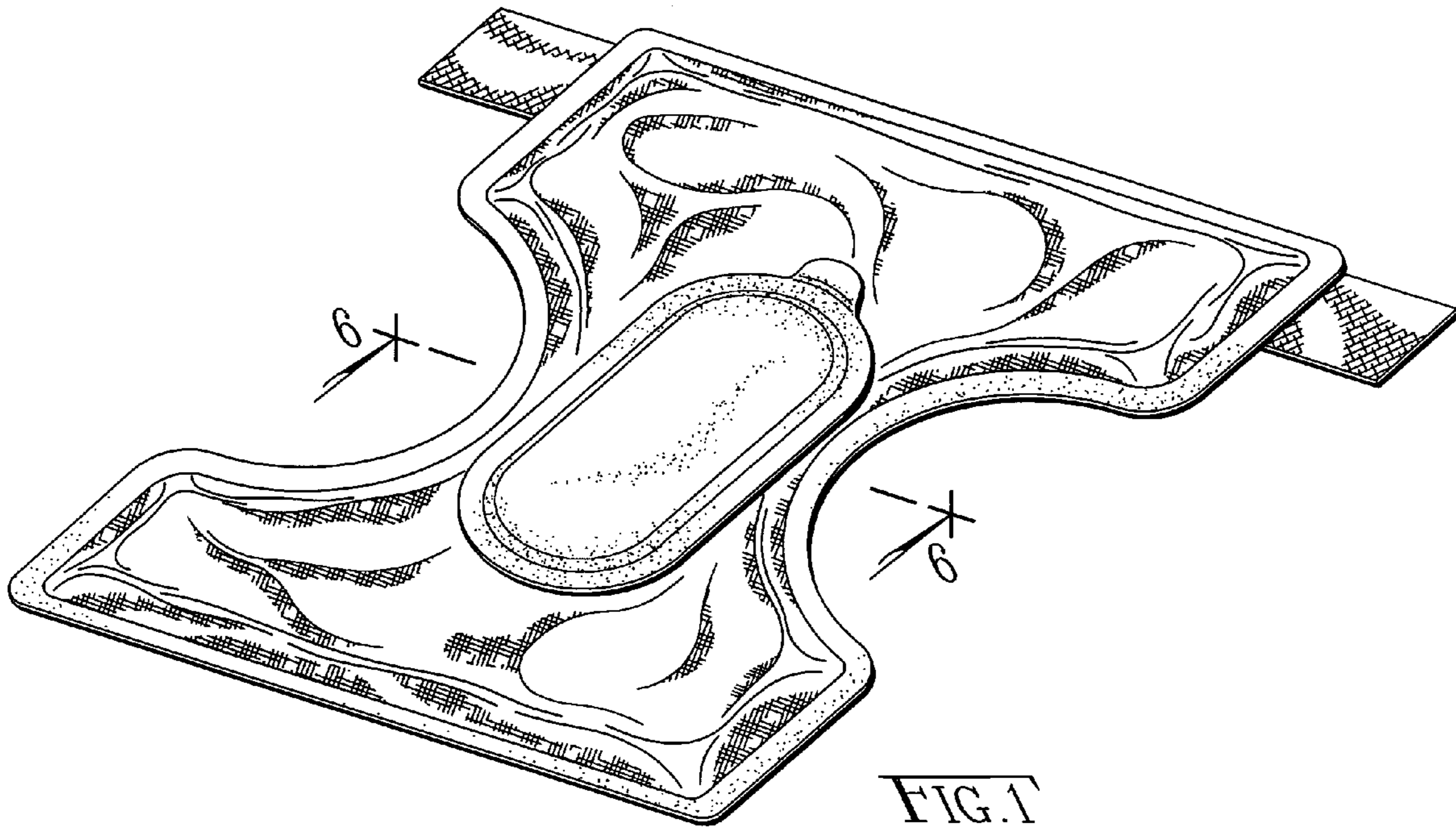
FIG. 4 is a top plan view thereof.

FIG. 5 is a right side elevational view thereof.

The left side view would be a mirror image thereof; and, FIG. 6 is an elevational view taken along the line 6-6 of FIG. 1.

1 Claim, 3 Drawing Sheets





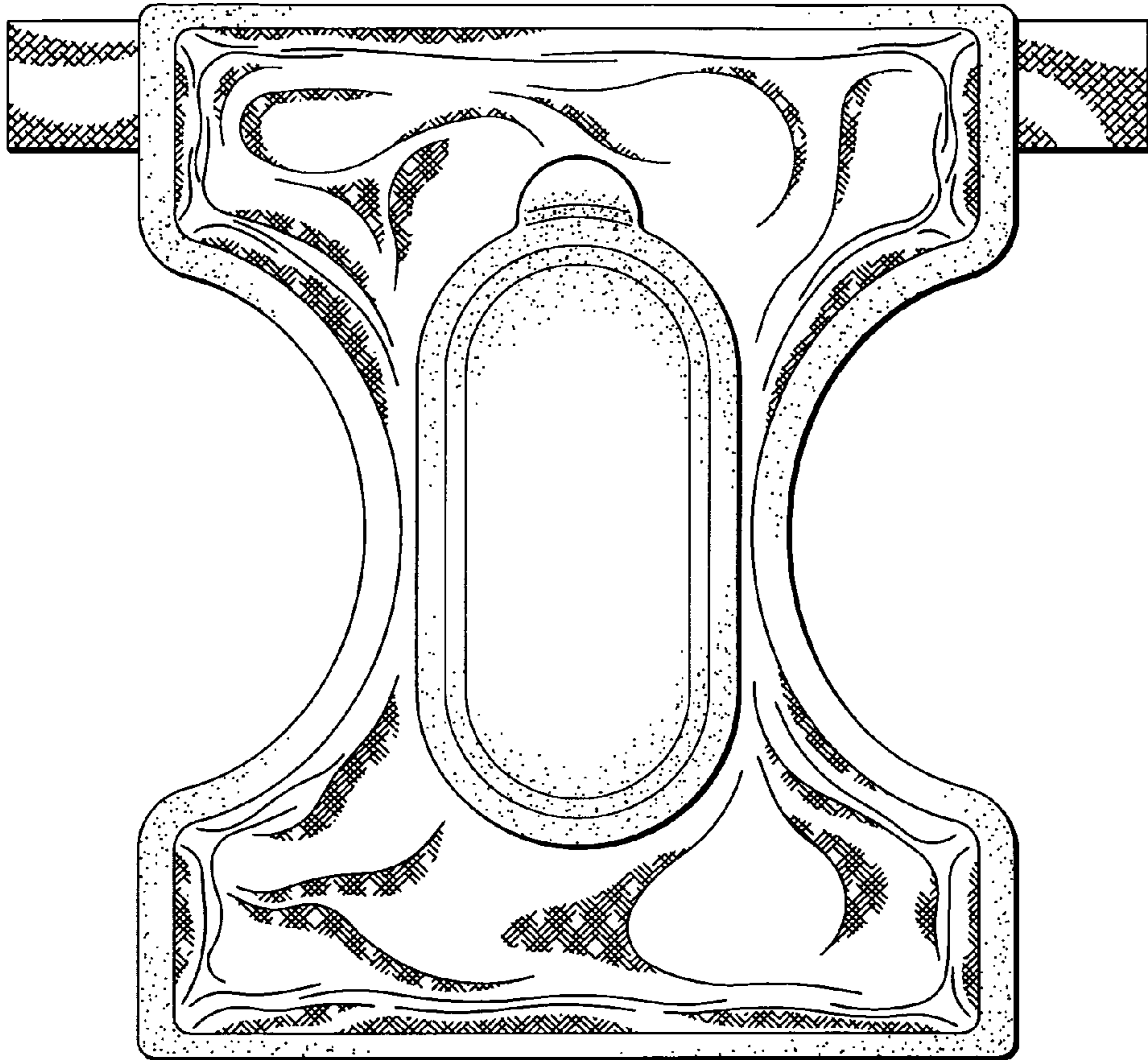


FIG. 4



FIG. 5

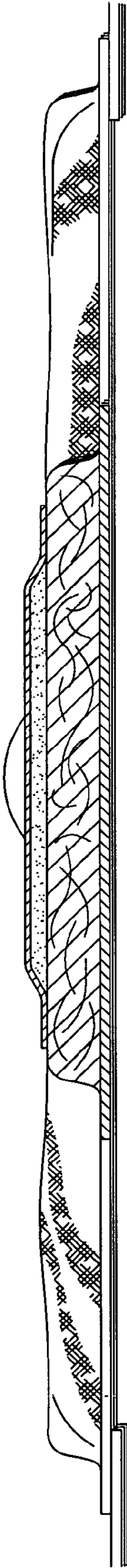


FIG. 6