

US00D647190S

(12) **United States Design Patent**
Walter et al.

(10) **Patent No.:** **US D647,190 S**
(45) **Date of Patent:** **** Oct. 18, 2011**

- (54) **LID**
- (75) Inventors: **Scott D. Walter**, Twin Lakes, WI (US);
Christopher B. Hisey, Burlington, WI (US);
Maria Dora Lalli, Chicago, IL (US)
- (73) Assignee: **S.C. Johnson & Son, Inc.**, Racine, WI (US)
- (**) Term: **14 Years**
- (21) Appl. No.: **29/376,889**
- (22) Filed: **Oct. 13, 2010**
- (51) **LOC (9) Cl.** **28-99**
- (52) **U.S. Cl.** **D23/366**
- (58) **Field of Classification Search** D23/355-369;
D28/5, 6; 261/DIG. 17, DIG. 42, DIG. 65,
261/DIG. 88, DIG. 89; 392/386, 390, 391,
392/392, 393, 394, 395; 239/34, 35, 44-47,
239/50, 53, 56, 60, 145, 326
See application file for complete search history.

D401,855 S	12/1998	Nilssen et al.	
D447,551 S	9/2001	A'Court	
D471,454 S	3/2003	Boebel et al.	
D477,065 S	7/2003	Lonczak et al.	
D491,257 S	6/2004	Picken, Jr.	
D508,285 S *	8/2005	Velicescu	D23/366
D555,478 S	11/2007	Miller et al.	
D585,537 S	1/2009	Weggelaar	
D592,948 S *	5/2009	Mayer	D23/359
D607,095 S *	12/2009	LeMay et al.	D23/366
D628,266 S *	11/2010	Dittmann et al.	D23/209
D628,267 S *	11/2010	Dittmann et al.	D23/209
D628,268 S *	11/2010	Dittmann et al.	D23/209
D628,269 S *	11/2010	Dittmann et al.	D23/209
D638,112 S *	5/2011	Hisey et al.	D23/366

* cited by examiner

Primary Examiner — Sandra Snapp

(57) **CLAIM**
The ornamental design for a lid, as shown and described herein.

DESCRIPTION


FIG. 1 is a top isometric view of a first embodiment of a lid of the present invention;
FIG. 2 is an elevational view of a first side of the lid of FIG. 1, wherein second, third, and fourth sides of the lid are identical to the first side of the lid; and,
FIG. 3 is a top plan view of the lid of FIG. 1.

1 Claim, 2 Drawing Sheets

(56) **References Cited**

U.S. PATENT DOCUMENTS

D255,264 S *	6/1980	Butcher et al.	D23/367
D255,265 S *	6/1980	Butcher et al.	D23/367



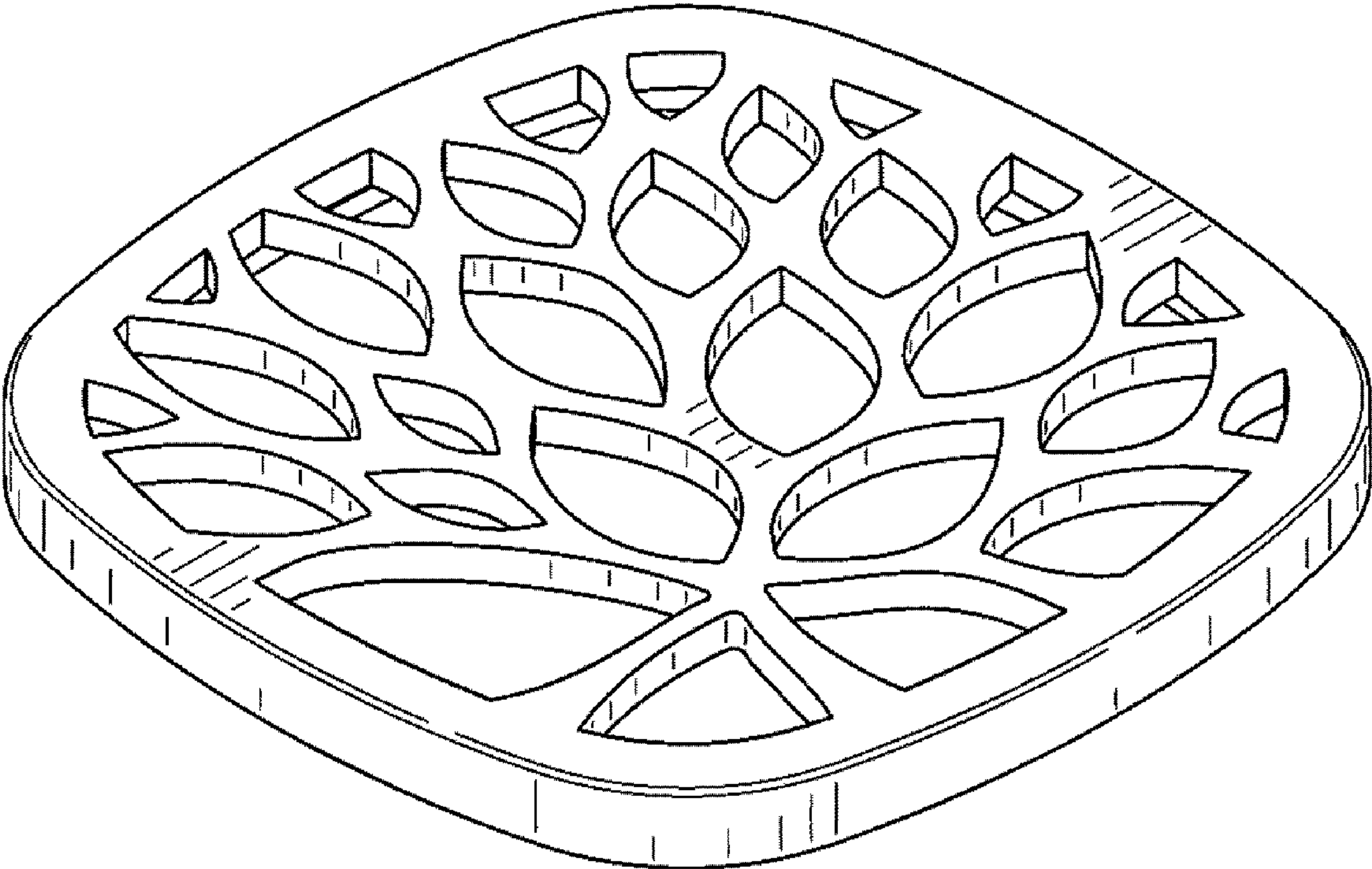


FIG. 1

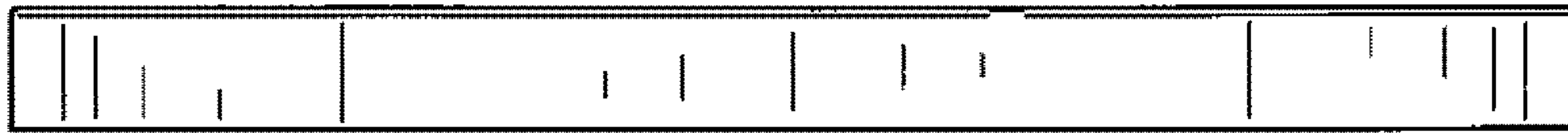


FIG. 2




FIG. 3