



US00D647164S

(12) **United States Design Patent**
Nook

(10) **Patent No.:** **US D647,164 S**

(45) **Date of Patent:** **** Oct. 18, 2011**

(54) **SMALL GAME CARRIER**

6,606,769 B1 * 8/2003 Harris 24/599.2
D479,907 S * 9/2003 Ruiz D3/215
D490,236 S * 5/2004 Howard D3/207
D603,014 S * 10/2009 Rice D22/199

(75) Inventor: **Christopher M. Nook**, Russell, OH
(US)

* cited by examiner

(73) Assignee: **Huntducks, LLC**, Russell, OH (US)

Primary Examiner — Catheri Oliver

(**) Term: **14 Years**

(74) *Attorney, Agent, or Firm* — Calfee, Halter & Griswold
LLP

(21) Appl. No.: **29/384,366**

(57) **CLAIM**

(22) Filed: **Jan. 31, 2011**

I claim the ornamental design for a small game carrier, as shown and described.

(51) **LOC (9) Cl.** **22-99**

(52) **U.S. Cl.** **D22/199**

(58) **Field of Classification Search** D22/199;
224/103, 921, 259–260, 638; 294/74, 137,
294/142, 81.2; 43/5, 54.1; 119/799; D3/207,
D3/215; 24/3.6, 164, 180, 599.2, 599.7
See application file for complete search history.

DESCRIPTION

(56) **References Cited**

U.S. PATENT DOCUMENTS

633,550	A	9/1899	Hoffman	
2,320,067	A	5/1943	Caughren	
2,458,675	A	1/1949	Boehm	
2,788,164	A *	4/1957	Gibney 224/103
D191,612	S *	10/1961	Pachner D22/134
3,096,010	A	7/1963	Rasmussen	
3,124,285	A	3/1964	Castellanos	
4,327,850	A	5/1982	Robinson, Jr.	
D267,519	S	1/1983	Erickson	
5,038,514	A *	8/1991	Yong-Set 43/54.1
D347,117	S	5/1994	Crichton et al.	

FIG. 1 is a front perspective view of a small game carrier showing the new design, with several small game in a secured position illustrated in phantom;

FIG. 2 is a front perspective view of a small game carrier showing the new design;

FIG. 3 is a top view of the small game carrier of FIG. 2;

FIG. 4 is a bottom view of the small game carrier of FIG. 2;

FIG. 5 is a front view of the small game carrier of FIG. 2;

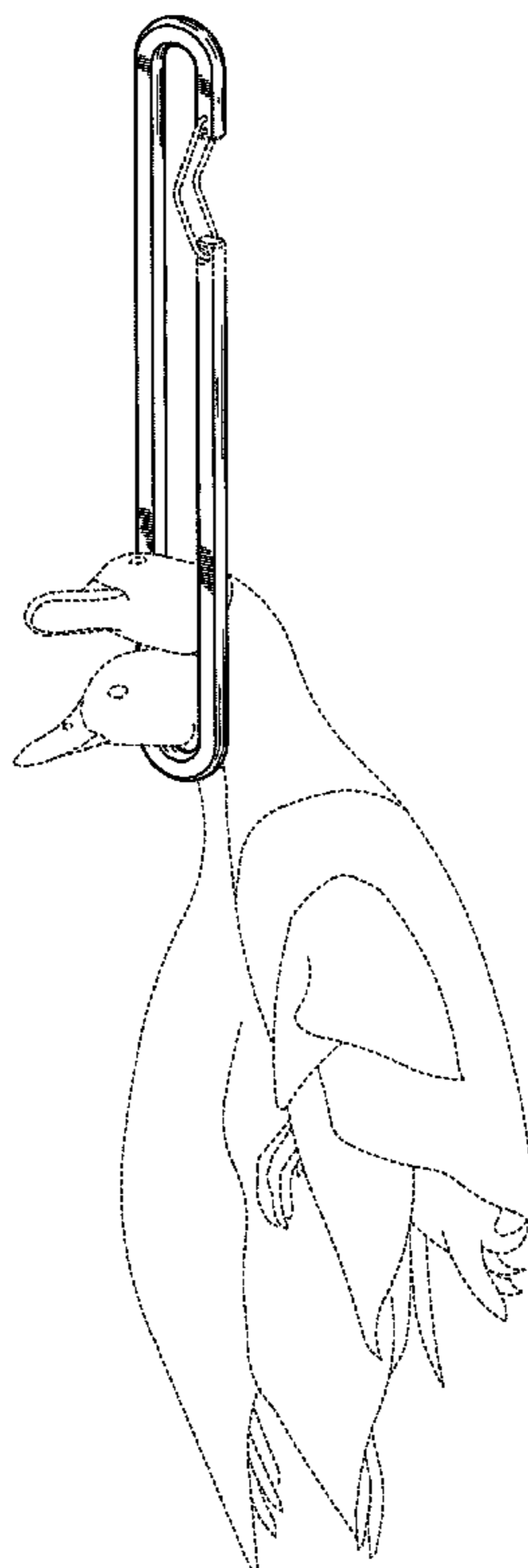
FIG. 6 is a rear view of the small game carrier of FIG. 2;

FIG. 7 is a left side view of the small game carrier of FIG. 2; and,

FIG. 8 is a right side view of the small game carrier of FIG. 2.

The portions of the Figures shown in phantom lines either identify boundaries of the claimed design, or are for illustrative purpose only. In either case, the phantom lines form no part of the claimed design.

1 Claim, 2 Drawing Sheets



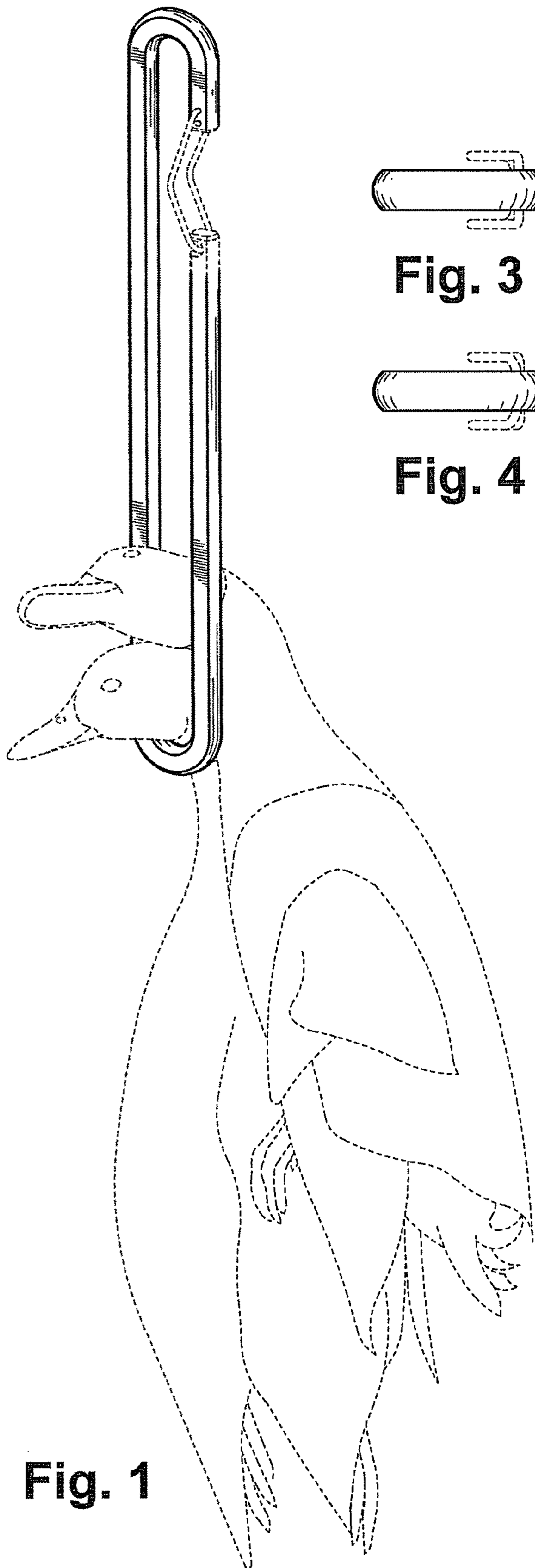


Fig. 1

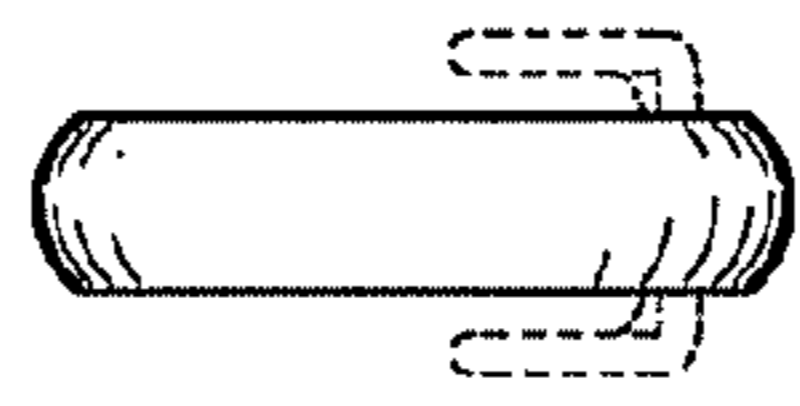


Fig. 3

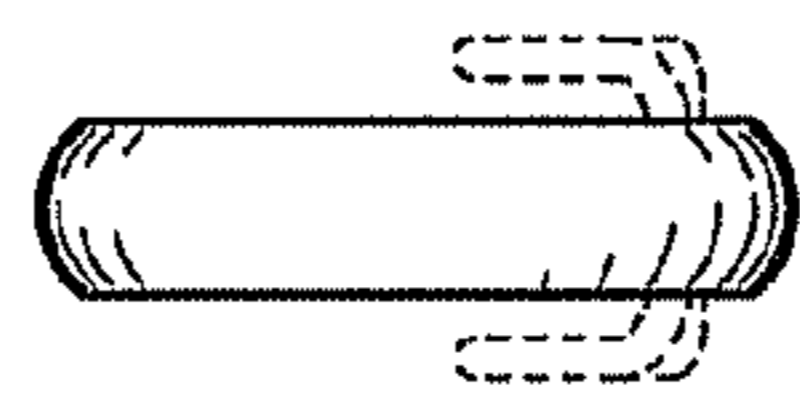


Fig. 4




Fig. 2




Fig. 5

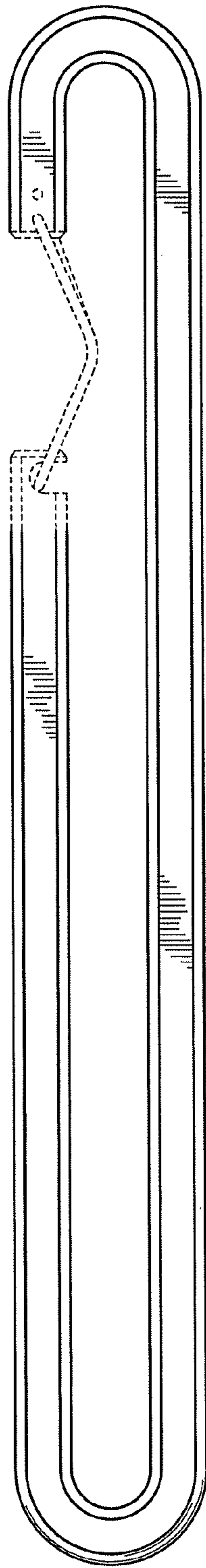


Fig. 6

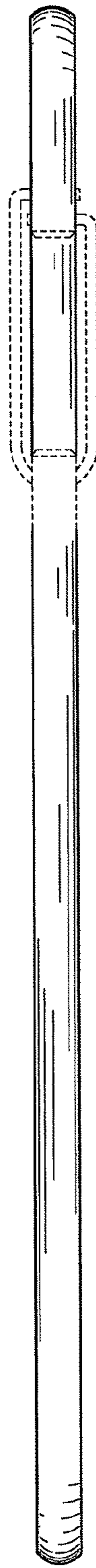


Fig. 7

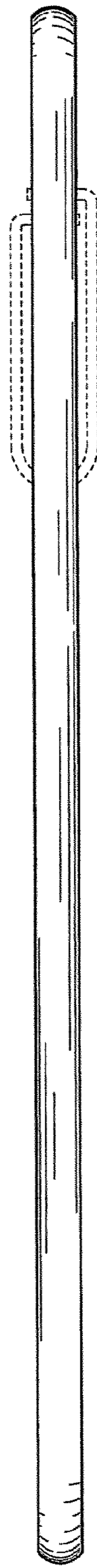


Fig. 8