



US00D647161S

(12) **United States Design Patent**
Walock

(10) **Patent No.:** **US D647,161 S**

(45) **Date of Patent:** **** Oct. 18, 2011**

(54) **FISHING LURE**

(76) Inventor: **Michael Henry Walock**, Casper, WY
(US)

(**) Term: **14 Years**

(21) Appl. No.: **29/384,792**

(22) Filed: **Feb. 3, 2011**

(51) **LOC (9) Cl.** **22-05**

(52) **U.S. Cl.** **D22/129**

(58) **Field of Classification Search** D22/126-133;
D3/207-208, 211; 43/42.06, 42.3, 42.43,
43/42.14, 42.11, 42.13, 42.15, 42.16, 42.17,
43/42.18, 42.19, 42.37, 34, 42.5, 42.33, 42.52,
43/42.28

See application file for complete search history.

(56) **References Cited**

U.S. PATENT DOCUMENTS

2,323,096 A * 6/1943 McDowell 43/42.17
D167,154 S * 7/1952 Lacy D22/128

2,619,764 A * 12/1952 Mellin 43/42.52
D251,437 S * 3/1979 Edmondson D22/128
D557,761 S * 12/2007 Hrvatin D22/129
D611,117 S * 3/2010 Phillipott D22/129

* cited by examiner

Primary Examiner — Catheri Oliver

(74) *Attorney, Agent, or Firm* — Peter Timbers

(57) **CLAIM**

The ornamental design for a fishing lure, as shown and described.

DESCRIPTION

FIG. 1 is an isometric view of a fishing lure showing my new design.

FIG. 2 is a front elevation view thereof.

FIG. 3 is a rear elevation view thereof.

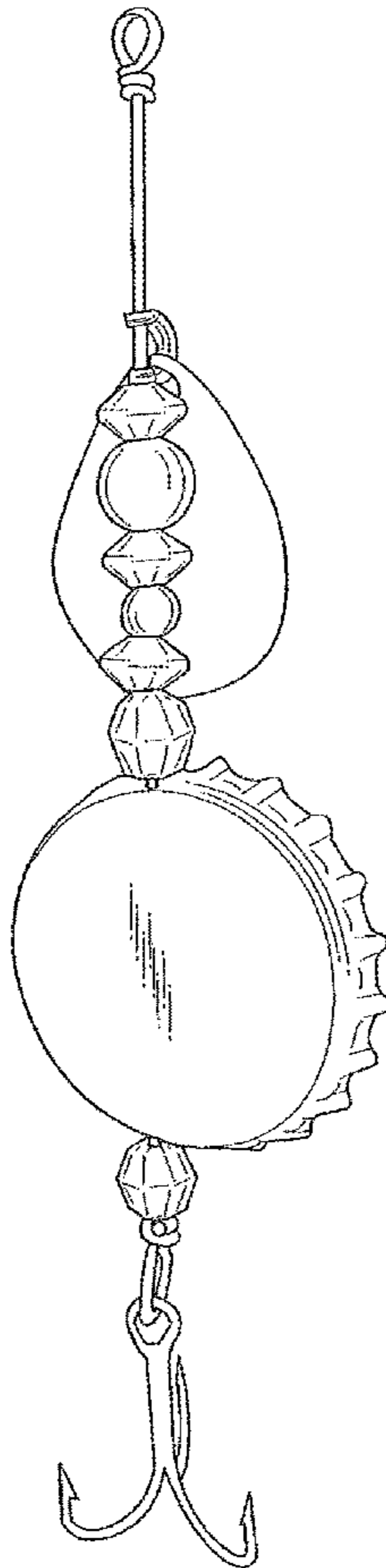
FIG. 4 is a left side elevation view thereof.

FIG. 5 is a right side elevation view thereof.

FIG. 6 is a top plan view thereof; and,

FIG. 7 is a bottom plan view thereof.

1 Claim, 5 Drawing Sheets






FIG. 1



FIG. 2

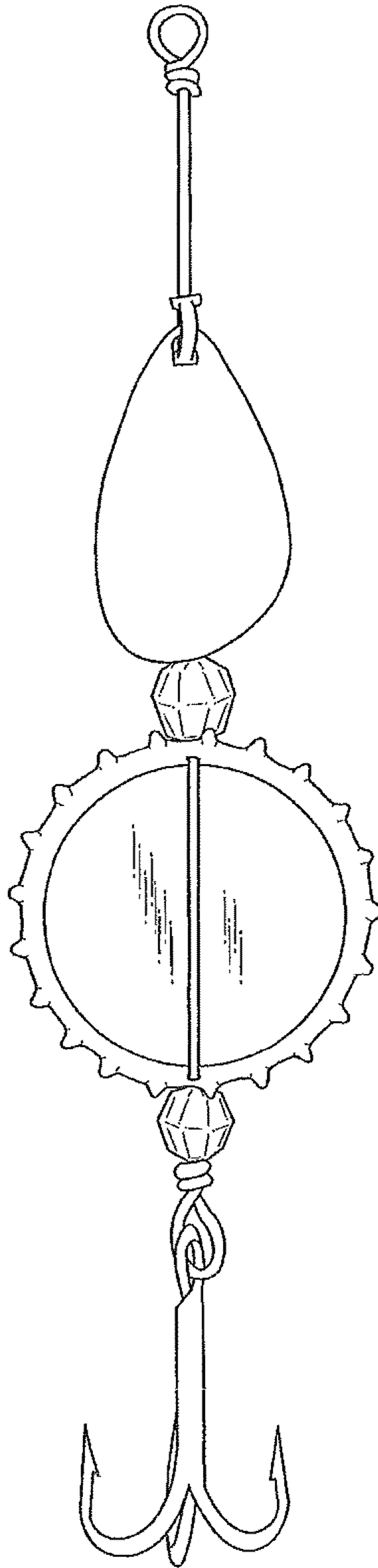


FIG. 3

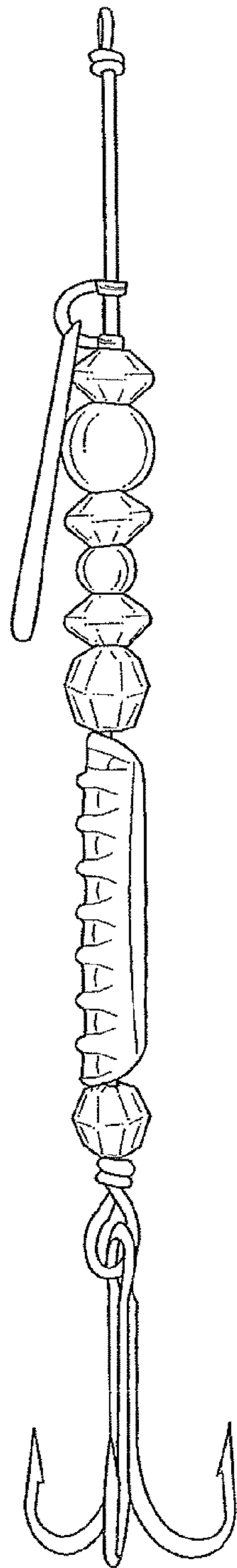


FIG. 4

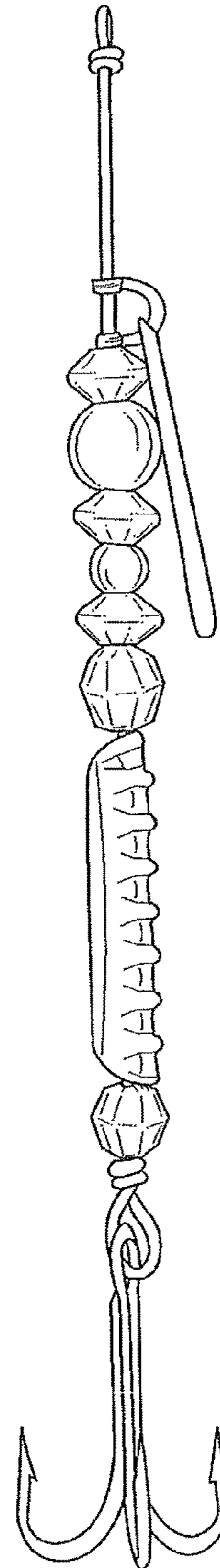


FIG. 5

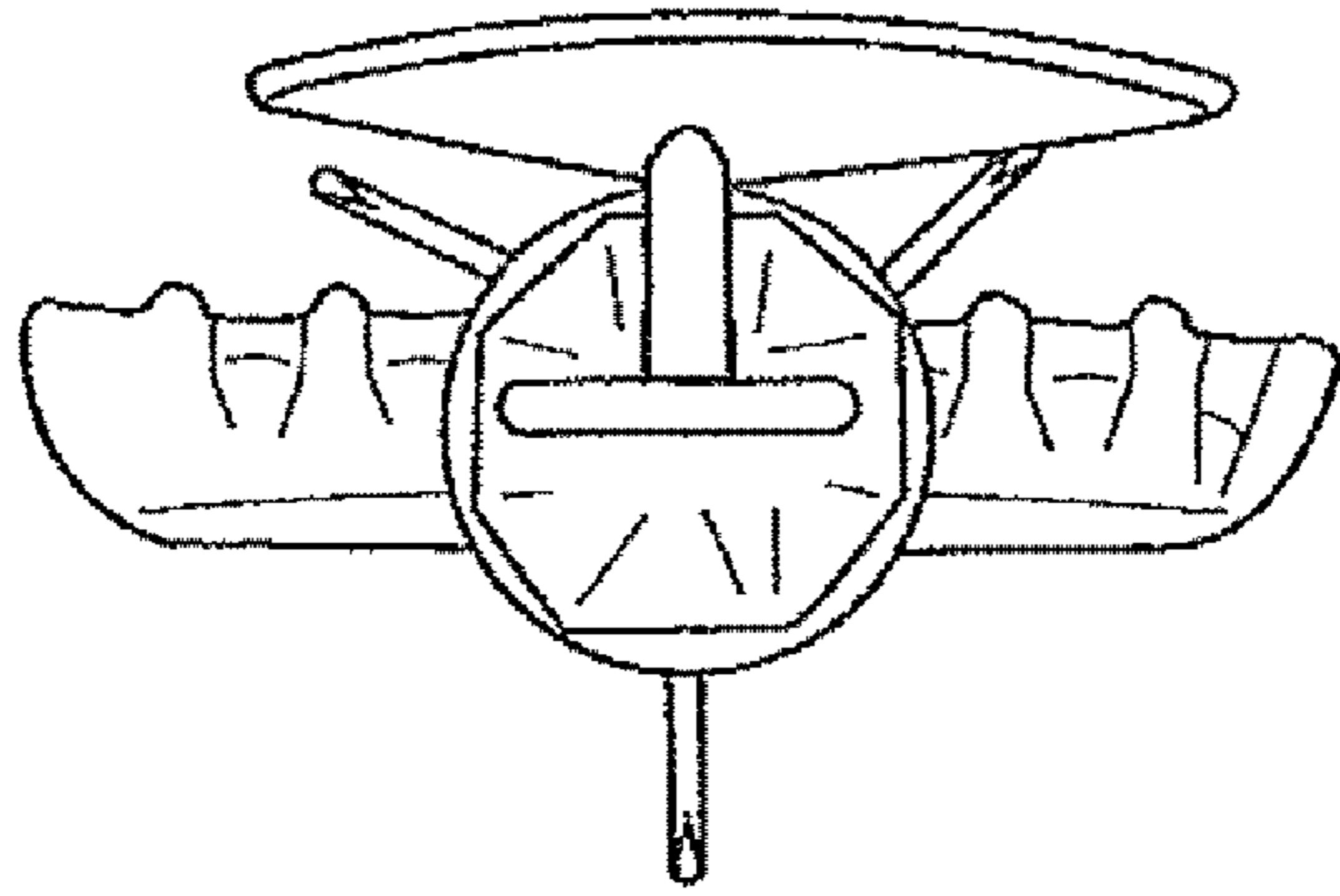


FIG. 6

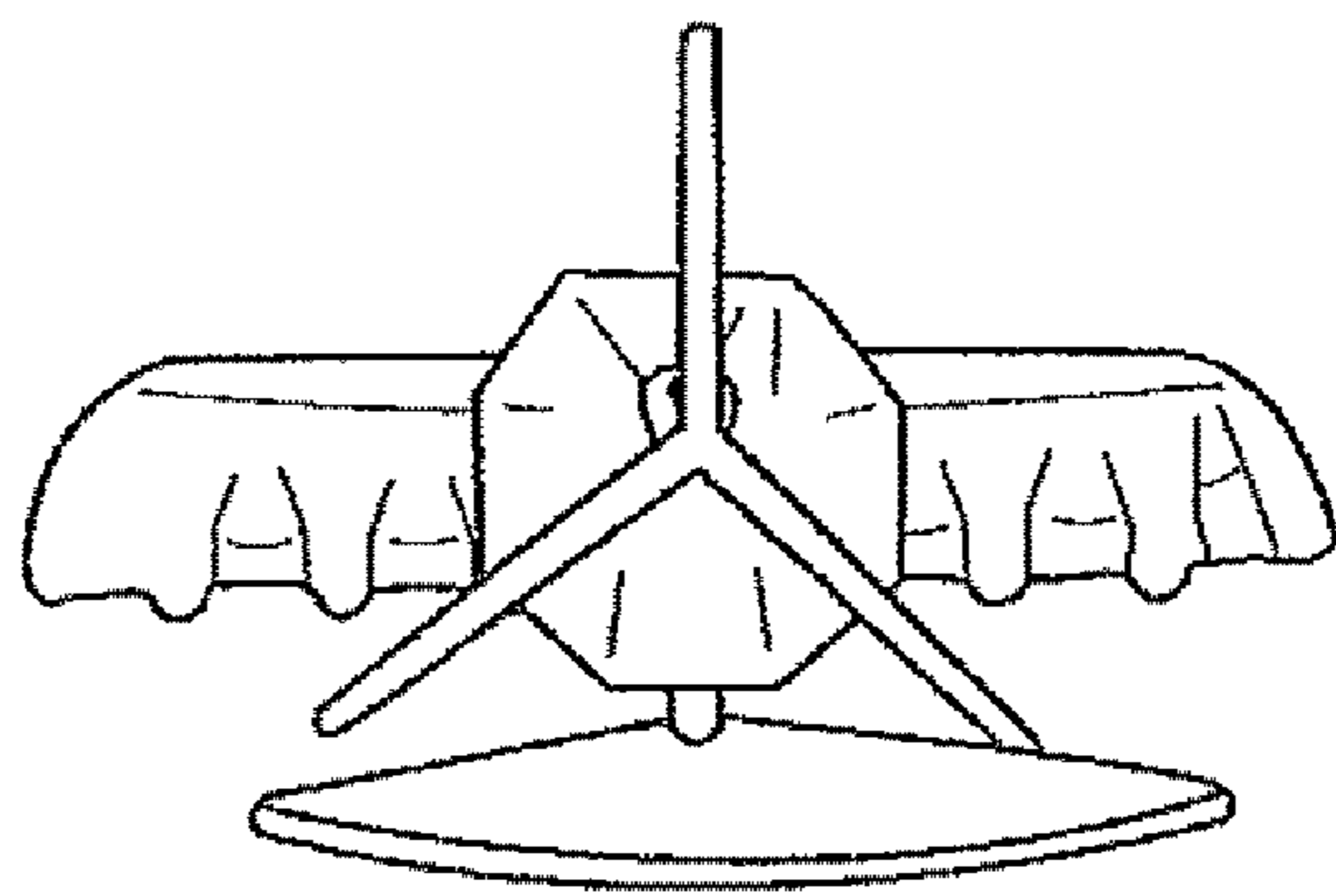


FIG. 7