



US00D647141S

(12) **United States Design Patent**  
**Kaoh**

(10) **Patent No.:** **US D647,141 S**

(45) **Date of Patent:** **\*\* Oct. 18, 2011**

(54) **ELECTRONIC OPEN LIGHT SIGN HOUSING**

D599,410 S \* 9/2009 Kaoh ..... D20/42  
D599,411 S \* 9/2009 Kaoh ..... D20/42  
D624,594 S \* 9/2010 Kaoh ..... D20/18

(76) Inventor: **Andy K. F. Kaoh**, Santa Ana, CA (US)

(\*\*) Term: **14 Years**

(21) Appl. No.: **29/388,494**

(22) Filed: **Mar. 29, 2011**

(51) **LOC (9) Cl.** ..... **20-03**

(52) **U.S. Cl.** ..... **D20/18; D20/42**

(58) **Field of Classification Search** ..... D20/10,  
D20/12-15, 17-19, 29, 39-43, 99; 40/368,  
40/446, 488, 452, 453, 538, 541, 542, 545-548,  
40/563, 564, 568, 570-574, 582, 584, 594,  
40/600, 605, 615, 617, 618, 624; D10/109.1,  
D10/109.2; D19/52; 362/812

See application file for complete search history.

(56) **References Cited**

**U.S. PATENT DOCUMENTS**

D258,829	S	*	4/1981	Silverman	.....	D20/10
5,029,406	A	*	7/1991	Hofman	.....	40/488
D433,453	S	*	11/2000	Fallon	.....	D20/10
D456,850	S	*	5/2002	Fallon	.....	D20/10
D460,490	S	*	7/2002	Fallon	.....	D20/10
D461,846	S	*	8/2002	Fallon	.....	D20/10
D484,916	S	*	1/2004	Fallon	.....	D20/10
6,675,515	B2	*	1/2004	Fallon et al.	.....	40/545
D513,522	S	*	1/2006	Nelson	.....	D20/10
D534,218	S	*	12/2006	Krikorian et al.	.....	D20/18
7,194,831	B1	*	3/2007	Cullinan	.....	40/568
D545,907	S	*	7/2007	Nelson	.....	D20/10
D545,909	S	*	7/2007	Jacobs et al.	.....	D20/42
D553,691	S	*	10/2007	Lane	.....	D20/10

**OTHER PUBLICATIONS**

Business Hours Double Sided Hanging Sign—Pick a Sign.com  
<http://www.pickasign.com/products.aspx?CategoryID=139> pulled  
from the web on Jun. 9, 2010.\*

Newon, Lighted Business Hours Sign—ModernWebSite.com  
<http://www.modernwebsite.com/mall/page602BusinessOpenSigns.asp>  
pulled from the web on Jun. 9, 2010.\*

\* cited by examiner

*Primary Examiner* — Mary Ann Calabrese

(57) **CLAIM**

I claim an ornamental design for the electronic open light sign  
housing, as shown and described.

**DESCRIPTION**

FIG. 1 is a perspective view of the electronic open light sign  
housing of the present invention;

FIG. 2 is an enlarged front elevational view of the electronic  
open light sign housing;

FIG. 3 is a rear elevational view of the electronic open light  
sign housing;


FIG. 4 is a left side end view of the electronic open light sign  
housing;

FIG. 5 is a right side end view of the electronic open light sign  
housing;

FIG. 6 is a top plan view of the electronic open light sign  
housing of FIG. 1; and,

FIG. 7 is a bottom view of the electronic open light sign  
housing.

**1 Claim, 5 Drawing Sheets**






FIG. 1


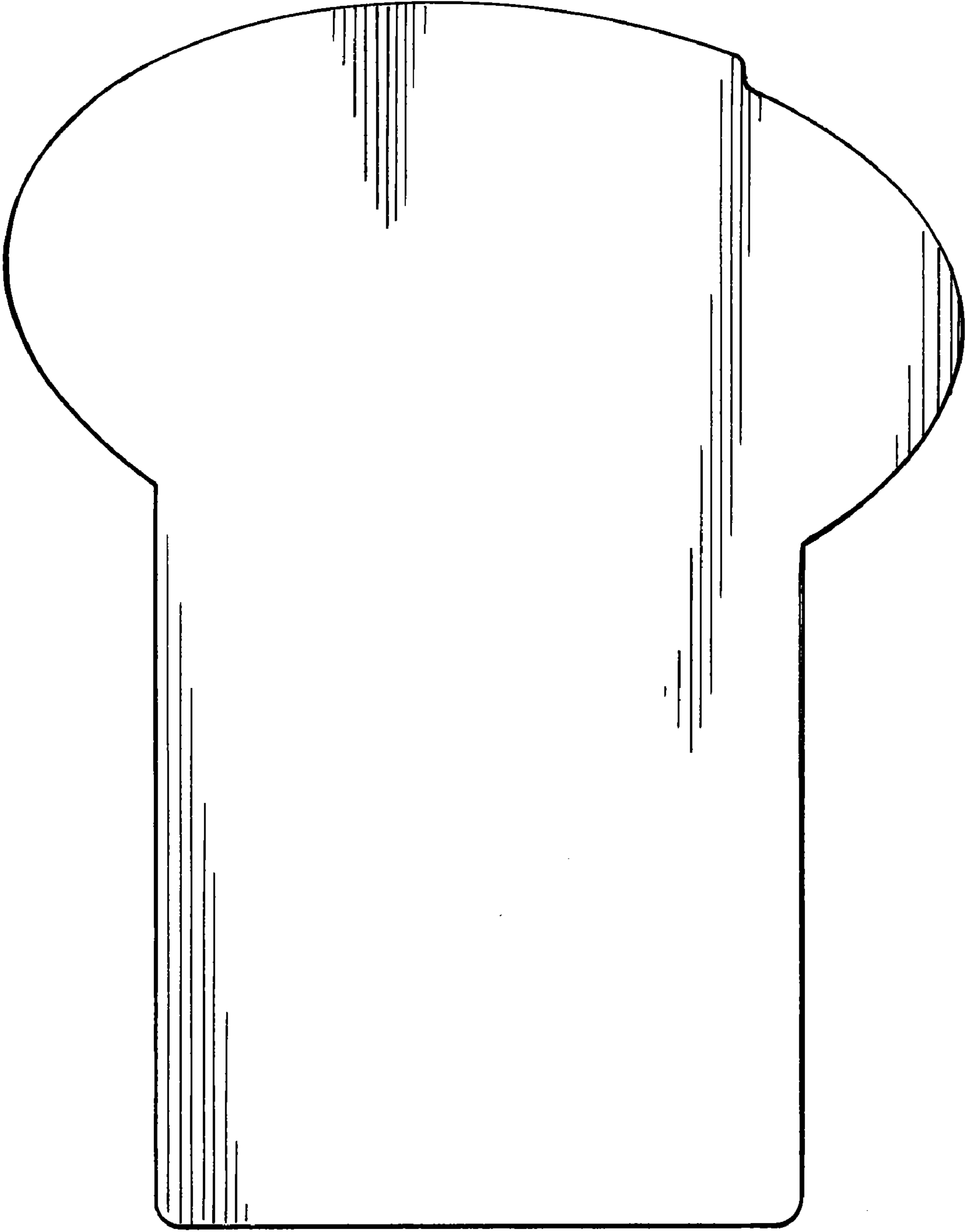
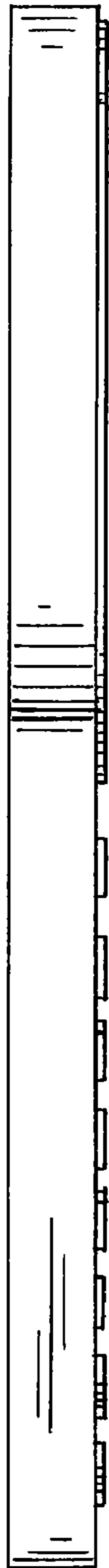


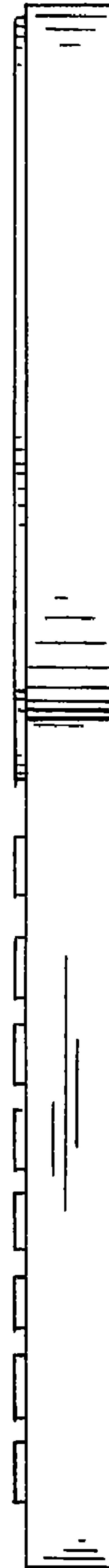
FIG. 2




**FIG. 3**



**FIG. 4**



**FIG. 5**



**FIG. 6**



**FIG. 7**