



US00D647137S

(12) **United States Design Patent**
Uchiyama

(10) **Patent No.:** **US D647,137 S**

(45) **Date of Patent:** **** Oct. 18, 2011**

(54) **BALLPOINT PEN**

(75) Inventor: **Ayana Uchiyama**, Tokyo (JP)

(73) Assignee: **Zebra Co., Ltd.**, Tokyo (JP)

(**) Term: **14 Years**

(21) Appl. No.: **29/379,337**

(22) Filed: **Nov. 18, 2010**

(30) **Foreign Application Priority Data**

May 31, 2010 (JP) 2010-013377

(51) **LOC (9) Cl.** **19-06**

(52) **U.S. Cl.** **D19/47**

(58) **Field of Classification Search** D19/35,
D19/36, 41-51, 54-58; 24/10 R, 11 CC,
24/11 F, 11 P, 11 PP, 11 R; 401/52, 99-114,
401/192, 193, 195-198

See application file for complete search history.

(56) **References Cited**

U.S. PATENT DOCUMENTS

2,007,245	A *	7/1935	Gimonet	132/218
D205,872	S *	9/1966	Parker	D19/48
D260,531	S *	9/1981	Della Beffa	D19/47
D457,917	S *	5/2002	Traut et al.	D19/51
D472,577	S *	4/2003	Sakuno et al.	D19/51
D478,932	S *	8/2003	Moon	D19/51
D558,827	S *	1/2008	Feng et al.	D19/50
D562,389	S *	2/2008	Ikeda	D19/48

D562,392	S *	2/2008	Qiu et al.	D19/50
D562,895	S *	2/2008	Shibata	D19/50
D570,411	S *	6/2008	Feng et al.	D19/50
D587,752	S *	3/2009	Shimizu	D19/50
D602,085	S *	10/2009	Matsumura	D19/47
D602,526	S *	10/2009	Matsumura	D19/47
D607,935	S *	1/2010	Shimada	D19/50
D616,497	S *	5/2010	Shiina	D19/48
D620,524	S *	7/2010	Shibata	D19/47
D622,317	S *	8/2010	Li	D19/50
D624,965	S *	10/2010	Li	D19/48
D628,239	S *	11/2010	Yazawa	D19/47
D630,247	S *	1/2011	Shimizu	D19/50
D631,913	S *	2/2011	Li	D19/48

* cited by examiner

Primary Examiner — Elizabeth Albert

(74) *Attorney, Agent, or Firm* — Banner & Witcoff, Ltd

(57) **CLAIM**

The ornamental design for a ballpoint pen, as shown and described.

DESCRIPTION

FIG. 1 is a perspective view of the front, top and left side of a ballpoint pen showing my new design;
FIG. 2 is a front view thereof;
FIG. 3 is a rear view thereof;
FIG. 4 is a top plan view thereof;
FIG. 5 is a bottom view thereof;
FIG. 6 is a left side view thereof; and,
FIG. 7 is a right side view thereof.

1 Claim, 2 Drawing Sheets


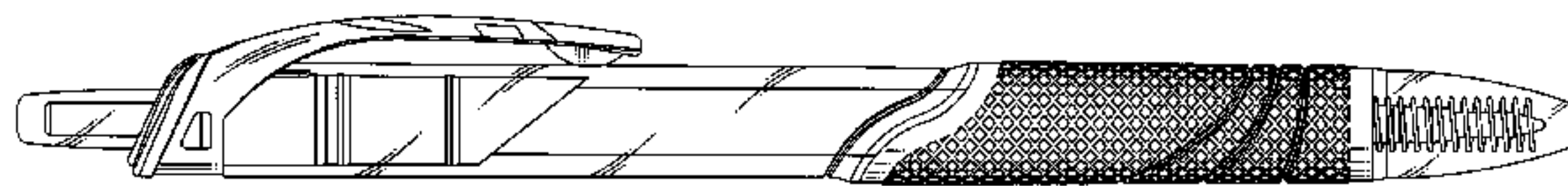


Fig. 1

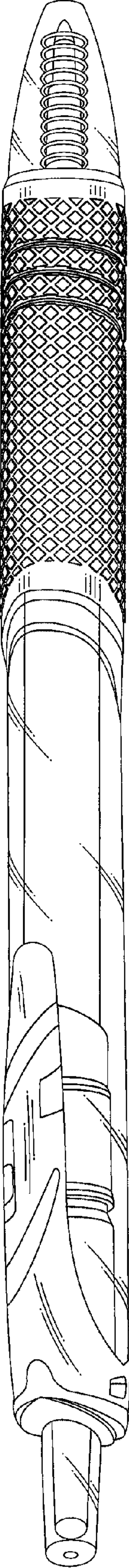


Fig. 2

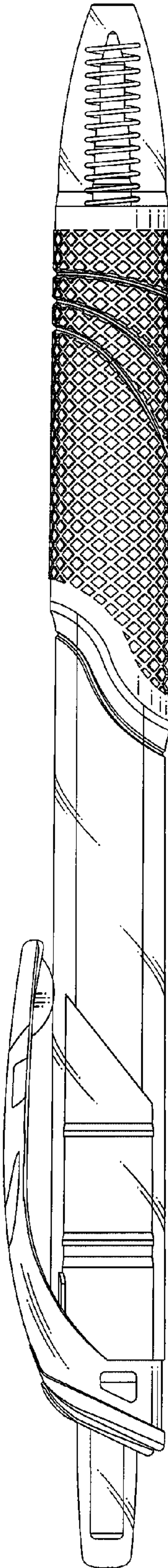


Fig. 3

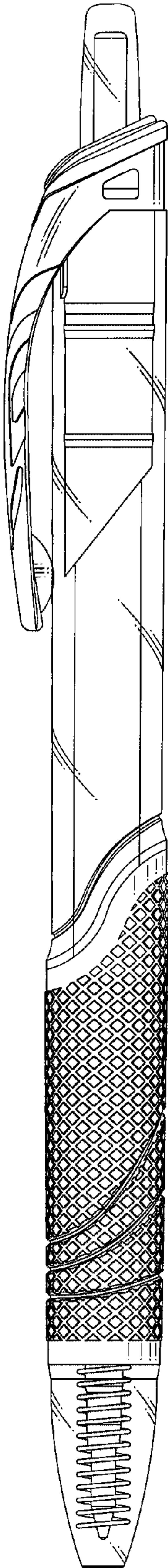


Fig. 4

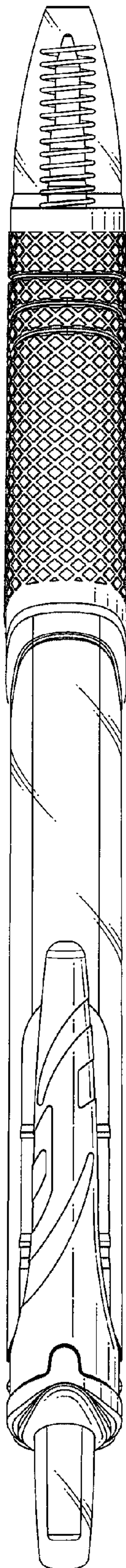


Fig. 5

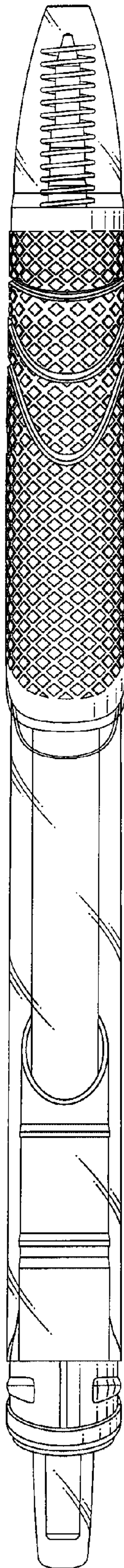


Fig. 6

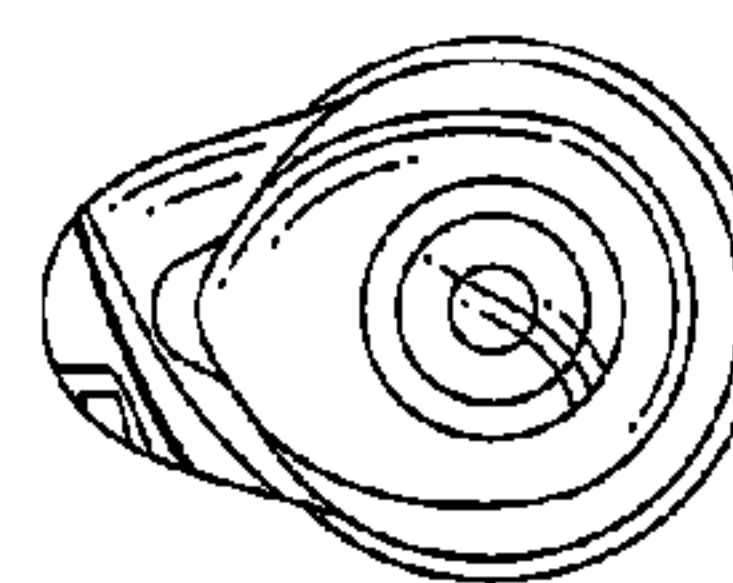


Fig. 7

