



US00D647124S

(12) **United States Design Patent**  
**Li**

(10) **Patent No.:** **US D647,124 S**

(45) **Date of Patent:** **\*\* Oct. 18, 2011**

(54) **EYEGASSES FRAME**

(75) **Inventor:** **Jui-Chi Li**, Tainan (TW)

(73) **Assignee:** **Sun Sight Glasses Co., Ltd.**, Tainan (TW)

(\*\*) **Term:** **14 Years**

(21) **Appl. No.:** **29/311,745**

(22) **Filed:** **Jun. 10, 2009**

(51) **LOC (9) Cl.** ..... **16-06**

(52) **U.S. Cl.** ..... **D16/315**

(58) **Field of Classification Search** ..... D16/101,  
D16/300-342; D29/109-110; D24/110.2;  
351/41, 44, 51-52, 62, 158, 92, 103-123,  
351/140, 153, 45-46; 2/426-432, 447-449,  
2/441, 434-437, 13, 15; D21/483, 659-661

See application file for complete search history.

(56) **References Cited**

**U.S. PATENT DOCUMENTS**

D447,764 S \* 9/2001 Chen ..... D16/330  
D485,857 S \* 1/2004 Lee ..... D16/315

D494,996 S \* 8/2004 Hsu ..... D16/315  
6,863,395 B1 \* 3/2005 Teng ..... 351/103  
D503,949 S \* 4/2005 Teng ..... D16/315  
D508,068 S \* 8/2005 Hsu et al. .... D16/315  
D544,017 S \* 6/2007 Teng ..... D16/315  
D552,663 S \* 10/2007 Cheng ..... D16/315  
D574,410 S \* 8/2008 Chen ..... D16/315

\* cited by examiner

*Primary Examiner* — Raphael Barkai

(74) *Attorney, Agent, or Firm* — Rosenberg, Klein & Lee

(57) **CLAIM**

The ornamental design for an eyeglasses frame, as shown and described.

**DESCRIPTION**

FIG. 1 is a perspective view of an eyeglasses frame showing my new design;

FIG. 2 is a front elevational view thereof;

FIG. 3 is a rear elevational view thereof;

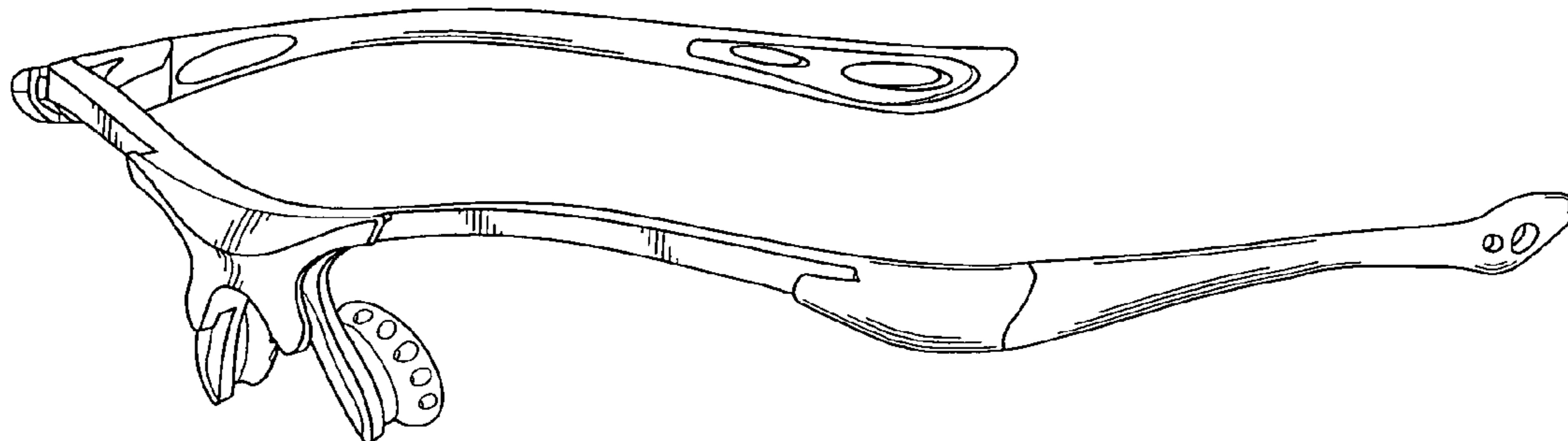
FIG. 4 is a left side elevational view thereof;

FIG. 5 is a right side elevational view thereof;

FIG. 6 is a top plan view thereof; and,

FIG. 7 is a bottom plan view thereof.

**1 Claim, 7 Drawing Sheets**



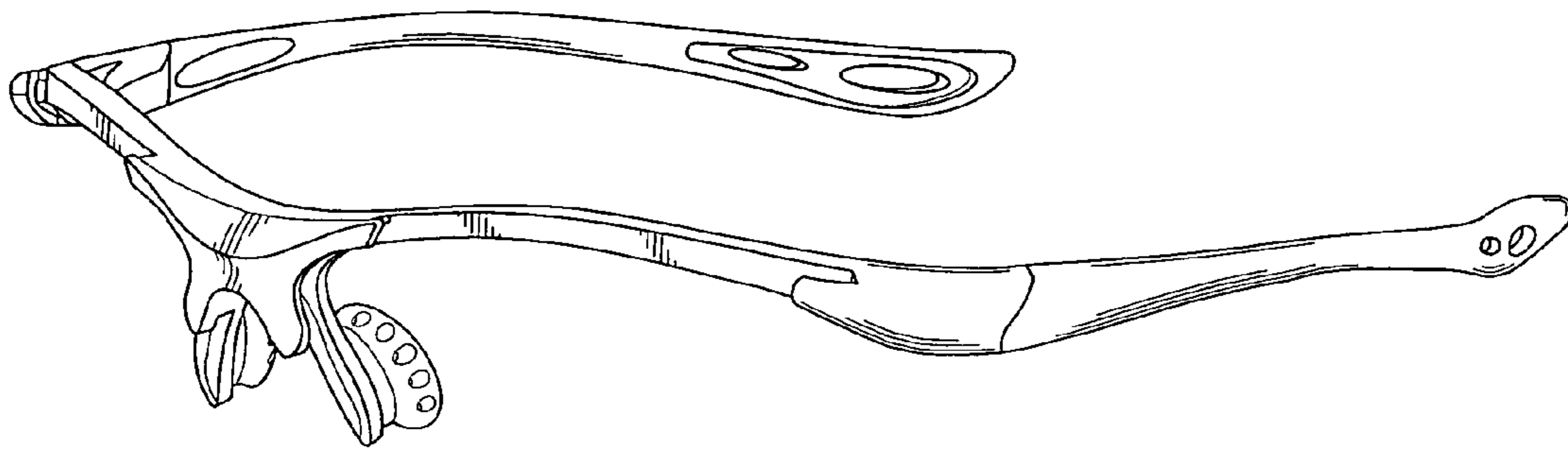


FIG. 1

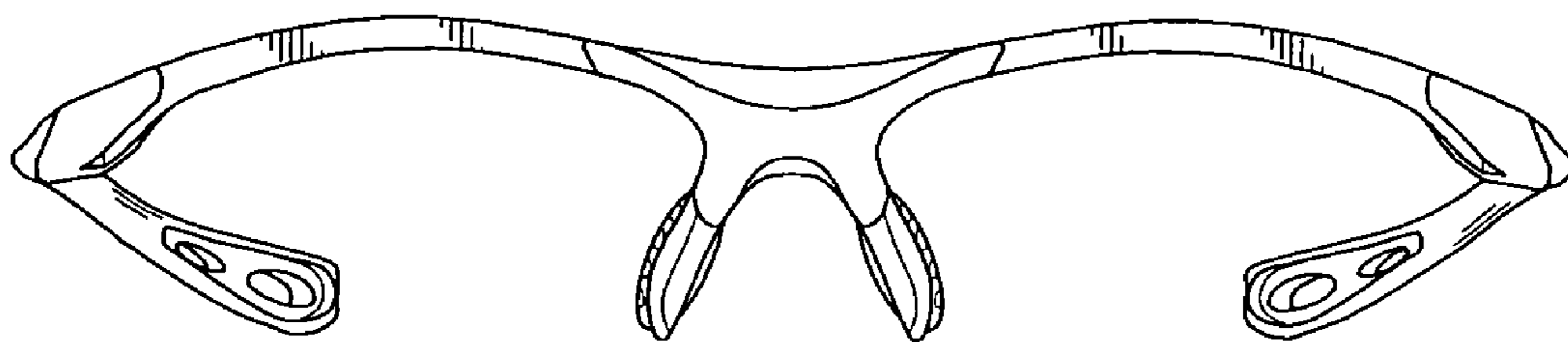


FIG. 2

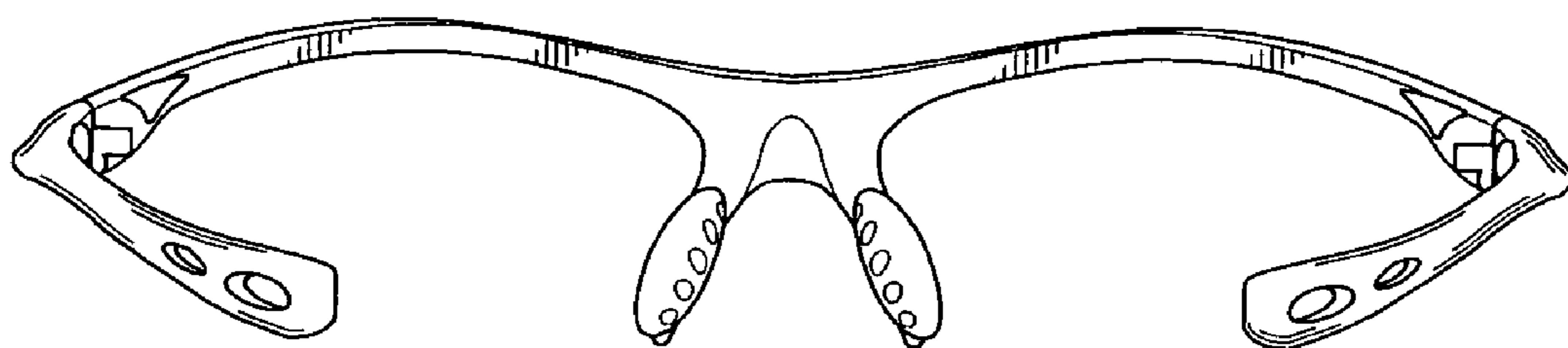


FIG. 3




FIG. 4



FIG. 5

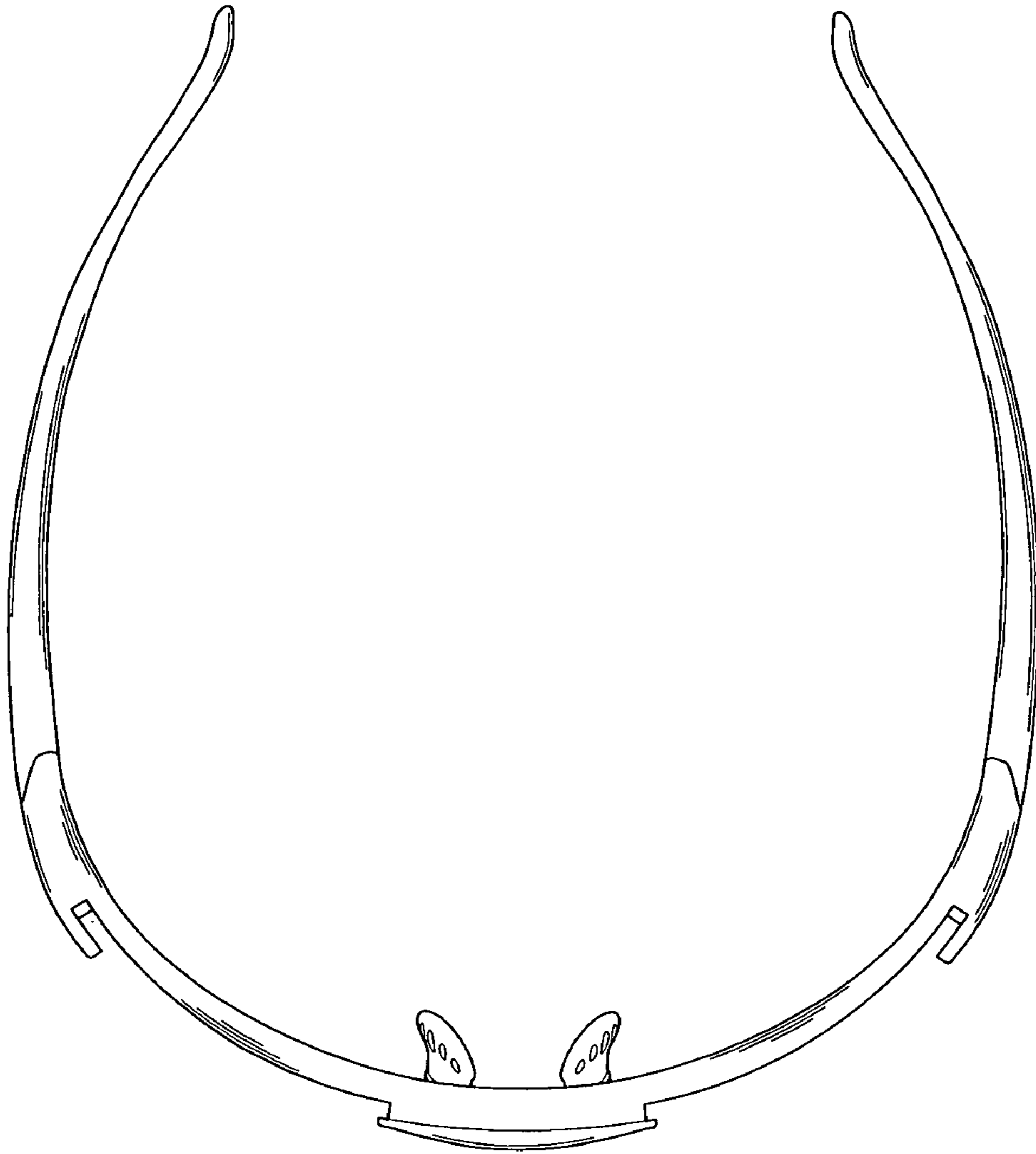


FIG. 6




FIG. 7