



US00D647108S

(12) **United States Design Patent**  
**Lee**

(10) **Patent No.:** **US D647,108 S**

(45) **Date of Patent:** **\*\* \*Oct. 18, 2011**

(54) **PORTABLE MEDIA PLAYER**

(75) Inventor: **Johann Lee**, Syosset, NY (US)

(73) Assignee: **Coby Electronics Corporation**, Lake Success, NY (US)

(\* ) Notice: This patent is subject to a terminal disclaimer.

(\*\*) Term: **14 Years**

(21) Appl. No.: **29/381,551**

(22) Filed: **Dec. 20, 2010**

(51) **LOC (9) Cl.** ..... **14-03**

(52) **U.S. Cl.** ..... **D14/496; D14/203.3; D14/203.7**

(58) **Field of Classification Search** ..... D14/496,  
D14/401, 435, 474, 483, 217, 137, 138, 160,  
D14/168, 356, 203.1–203.8, 507; 345/156,  
345/169, 173–179, 905; 715/727–729, 864;  
710/1, 5, 8; 713/1, 600; 455/1.1, 1.7, 73,  
455/344–347, 93, 95, 3.01–3.06, 550.1, 573.1;  
370/342–344; 369/1, 2, 6–12; 463/43–47;  
273/148 B

See application file for complete search history.

(56) **References Cited**

**U.S. PATENT DOCUMENTS**

5,859,594 A \* 1/1999 King et al. .... 340/7.55  
6,297,795 B1 \* 10/2001 Kato et al. .... 345/684  
D511,512 S \* 11/2005 Yang ..... D14/203.3  
6,977,675 B2 \* 12/2005 Kotzin ..... 348/208.2

D532,425 S \* 11/2006 Kim ..... D14/203.7  
D584,738 S \* 1/2009 Kim et al. .... D14/496  
D610,568 S \* 2/2010 Yu ..... D14/203.7  
D620,919 S \* 8/2010 Lee ..... D14/203.7

\* cited by examiner

*Primary Examiner* — Prabhakar Deshmukh

(74) *Attorney, Agent, or Firm* — Mayer Brown LLP

(57) **CLAIM**

The ornamental design for a portable media player, as shown and described.

**DESCRIPTION**

A portion of the disclosure of this patent document contains material to which a claim for copyright is made. The copyright owner has no objection to the facsimile reproduction by anyone of the patent document or the patent disclosure, as it appears in the Patent and Trademark Office patent file or records, but reserves all other copyright rights whatsoever.

FIG. 1 is a top front perspective view of a portable media player according to an embodiment of my new design;

FIG. 2 is a front view thereof;

FIG. 3 is a rear view thereof;

FIG. 4 is a right side view thereof;

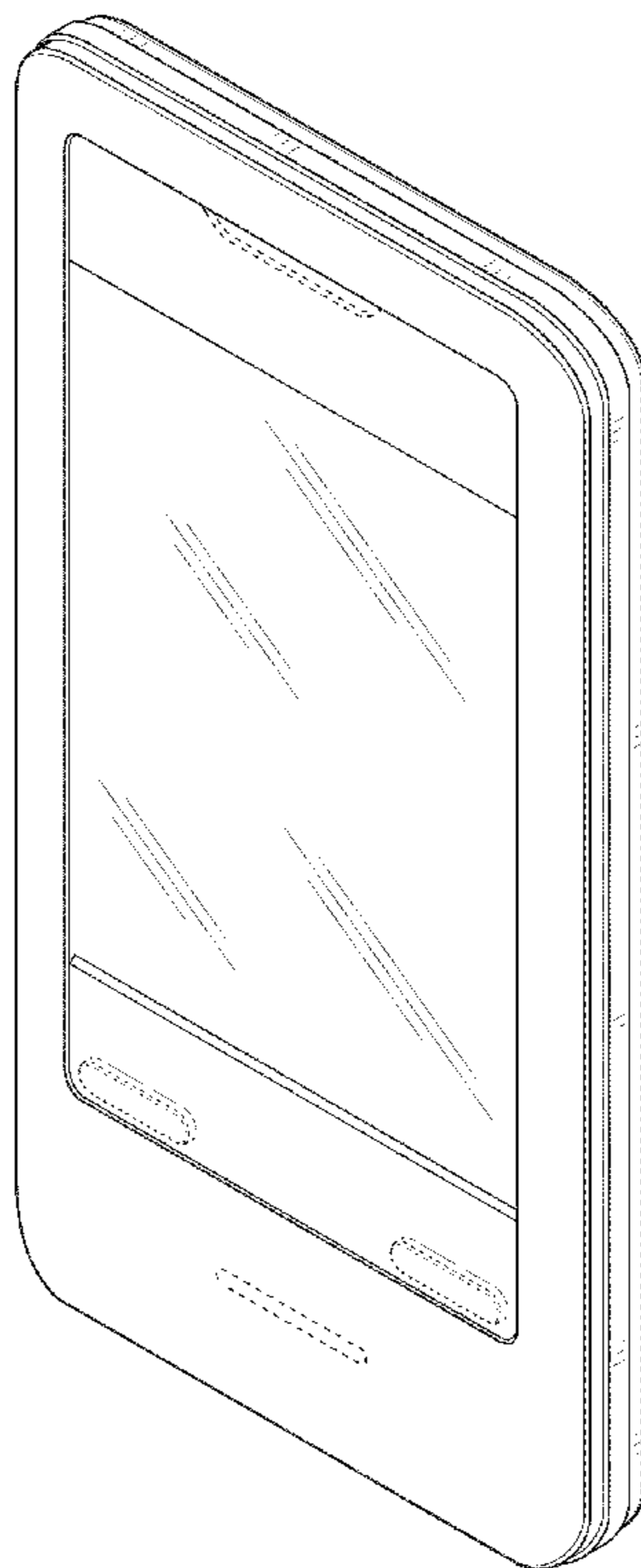
FIG. 5 is a left side view thereof;

FIG. 6 is a top view thereof; and,

FIG. 7 is a bottom view thereof.

The broken lines and shading lines throughout the figures are for illustrative purposes or to show contour only and form no part of the claimed design.

**1 Claim, 3 Drawing Sheets**



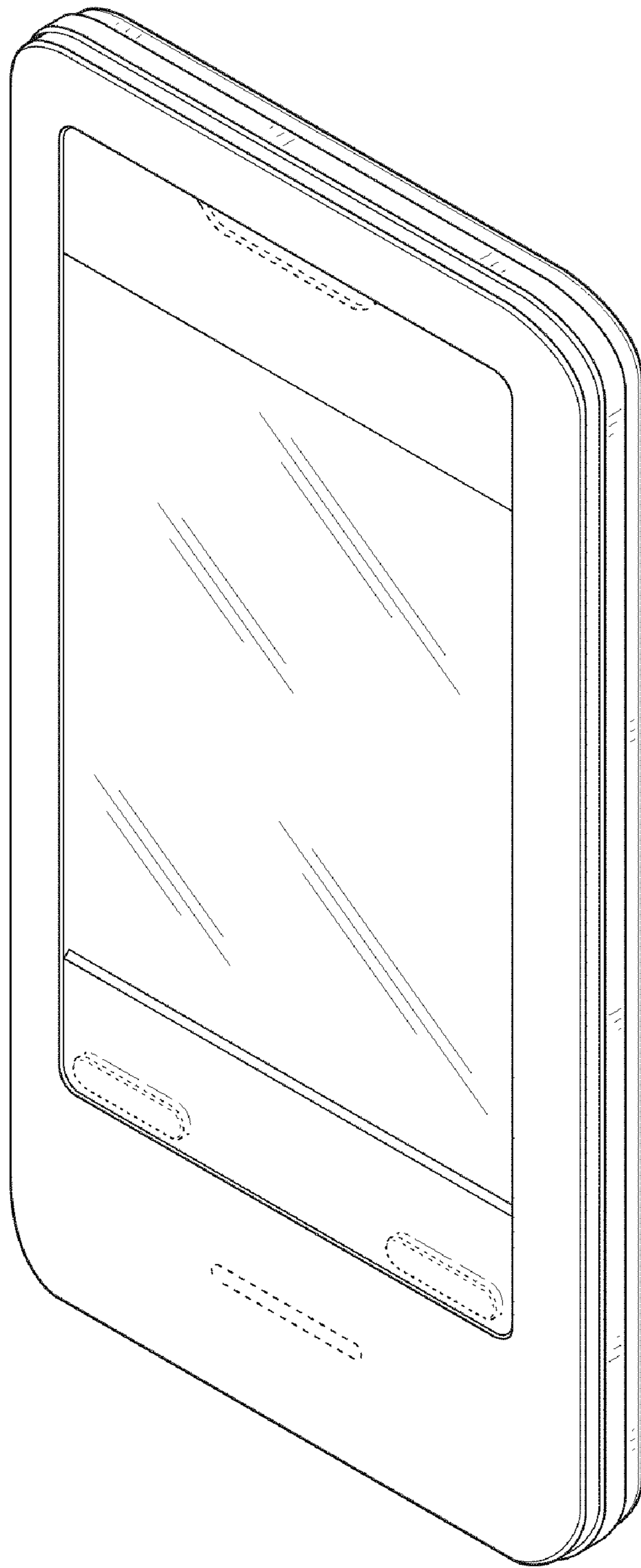


FIG. 1




FIG. 2




FIG. 3

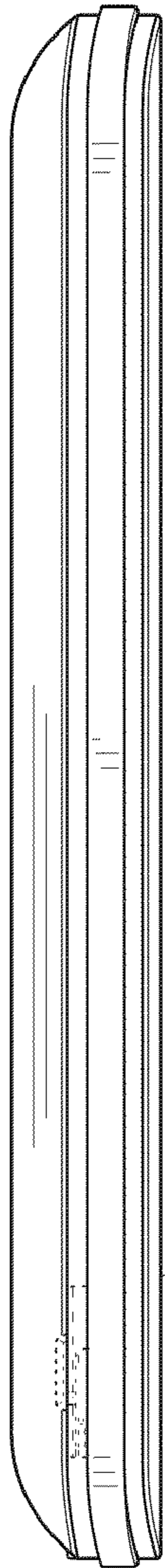


FIG. 4

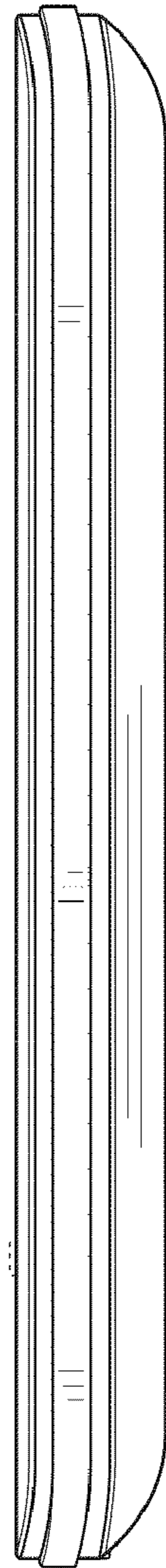


FIG. 5




FIG. 6




FIG. 7