



US00D647098S

(12) **United States Design Patent**
Busch

(10) **Patent No.:** **US D647,098 S**

(45) **Date of Patent:** **** Oct. 18, 2011**

(54) **USB DRIVE WITH CLIP**

(76) Inventor: **Rebecca S. Busch**, Westmont, IL (US)

(**) Term: **14 Years**

(21) Appl. No.: **29/372,612**

(22) Filed: **Dec. 15, 2010**

(51) **LOC (9) Cl.** **14-02**

(52) **U.S. Cl.** **D14/480.3**; D8/395; D11/201

(58) **Field of Classification Search** D14/411,
D14/433, 435.1, 436, 480.1–480.7, 484.1,
D14/137, 155, 203.1–203.8, 240; D3/201,
D3/273; D13/107, 108, 133, 154, 184; 710/300,
710/301; 439/131, 135–147; D8/394, 395;
D11/201, 215; D19/65

See application file for complete search history.

(56) **References Cited**

U.S. PATENT DOCUMENTS

D30,701 S *	5/1899	Haslup	D6/323
1,368,868 A *	2/1921	Wertman	232/33
D169,525 S *	5/1953	Whiting	D21/394
D197,586 S *	2/1964	Glass	D19/65
D378,531 S *	3/1997	Szikszay	D19/65
D445,110 S *	7/2001	MacLeod	D14/433
D574,384 S *	8/2008	Knoch	D14/436
D603,410 S *	11/2009	Knoch	D14/436
D631,056 S *	1/2011	Mans et al.	D14/480.5
D639,707 S *	6/2011	Caskey et al.	D11/201

OTHER PUBLICATIONS

10 Stupid And/Or Cool USB Flash Drives : EveryJoe—Sports News—Tech Reviews—Entertainment—Life Tips for EveryJoe, p. 8 [online] posted May 5, 2009 [retrieved on Nov. 2, 2009]. Retrieved from the Internet <URL: <http://www.everyjoe.com/articles/10-stupid-and-or-cool-usb-flash-drives/>>.*

* cited by examiner

Primary Examiner — Cathron Brooks

Assistant Examiner — Karen E Kearney

(74) *Attorney, Agent, or Firm* — Ryndak & Suri LLP

(57) **CLAIM**

I claim the ornamental design for a USB drive with clip, as shown.

DESCRIPTION

FIG. 1 is a perspective view of the USB drive with clip of the invention;

FIG. 2 is a front elevation view thereof;

FIG. 3 is a side elevation view thereof with the clip in the closed position;

FIG. 4 is a side elevation view thereof with the clip in the open position;

FIG. 5 is a rear elevation view thereof;

FIG. 6 is a side elevation view thereof with the clip in the closed position;

FIG. 7 is a bottom plan view thereof; and,

FIG. 8 is a top plan view thereof.

1 Claim, 3 Drawing Sheets

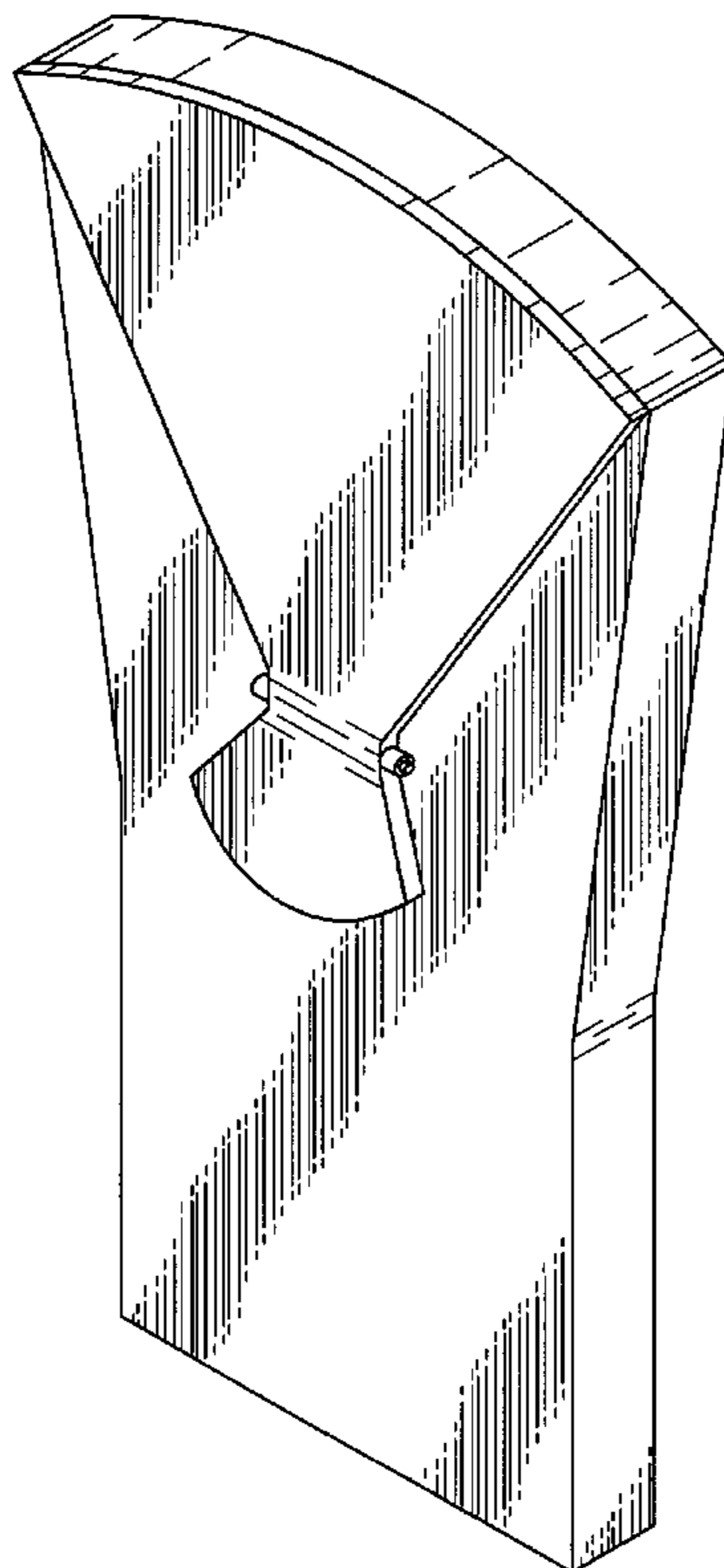


Fig. 1

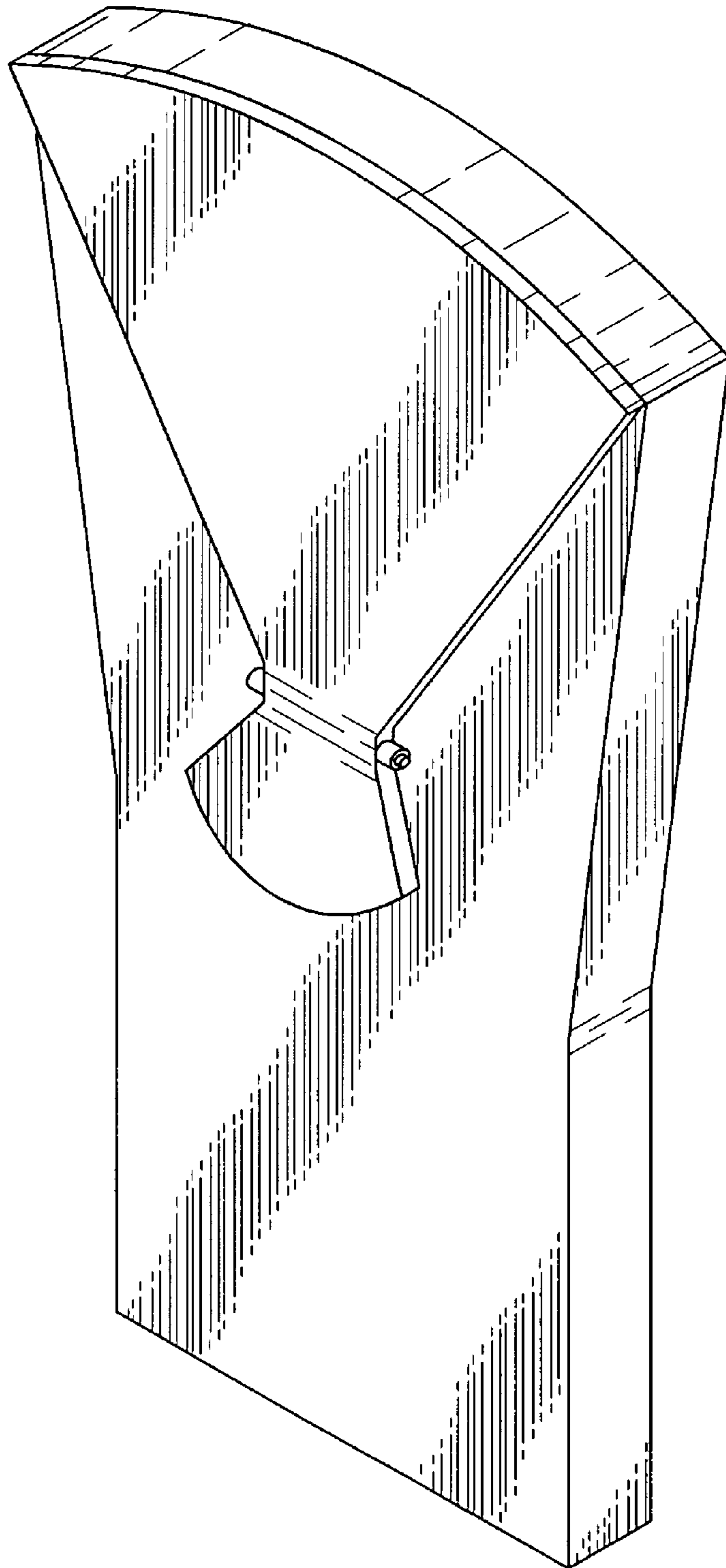


Fig. 2

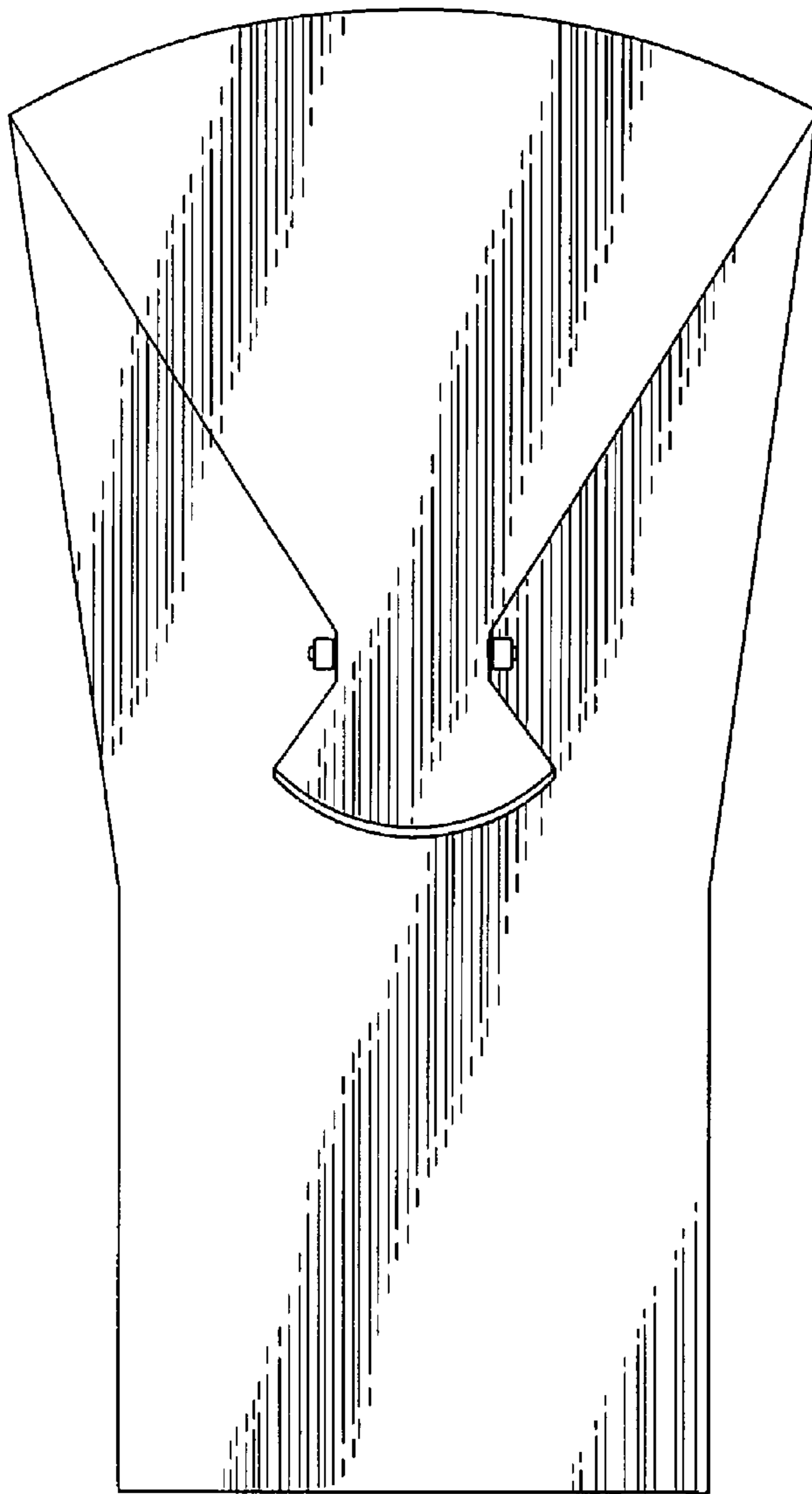


Fig. 3 Fig. 4

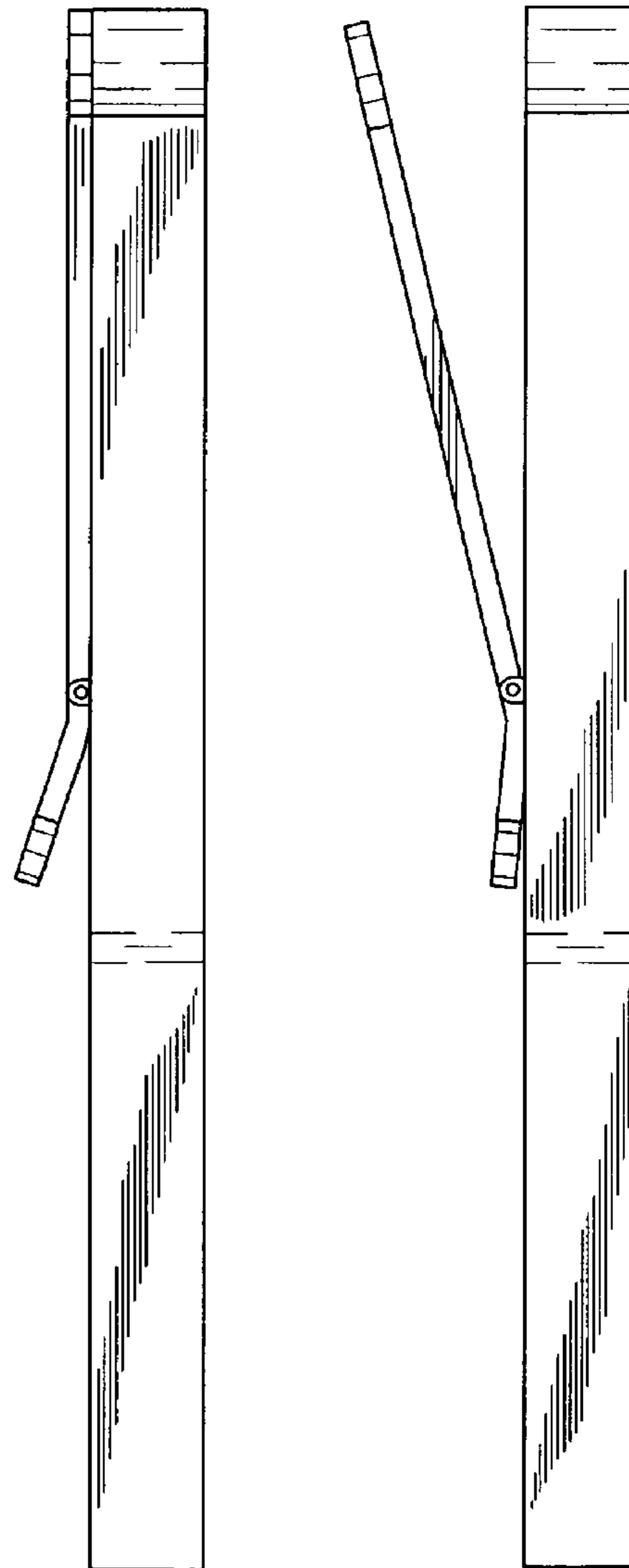


Fig. 7

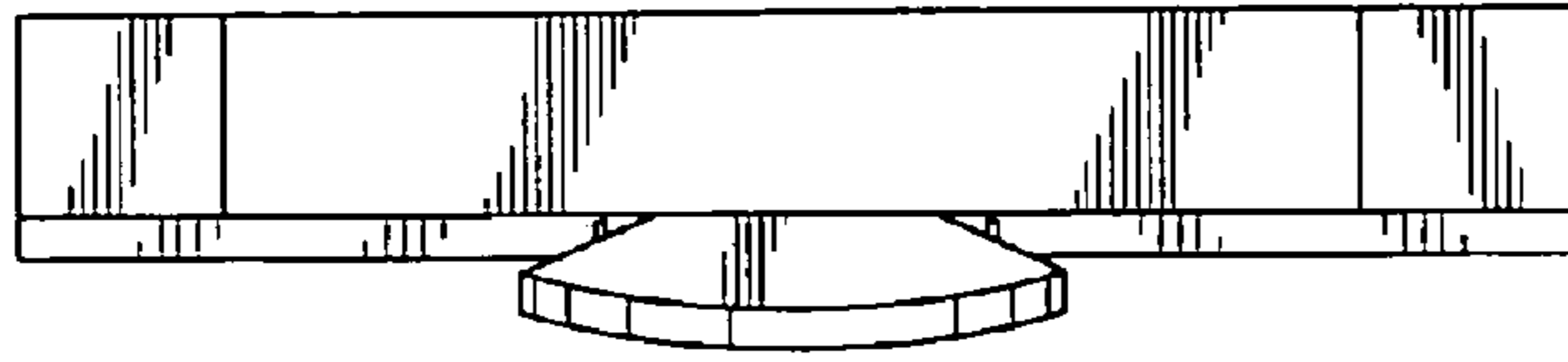


Fig. 5

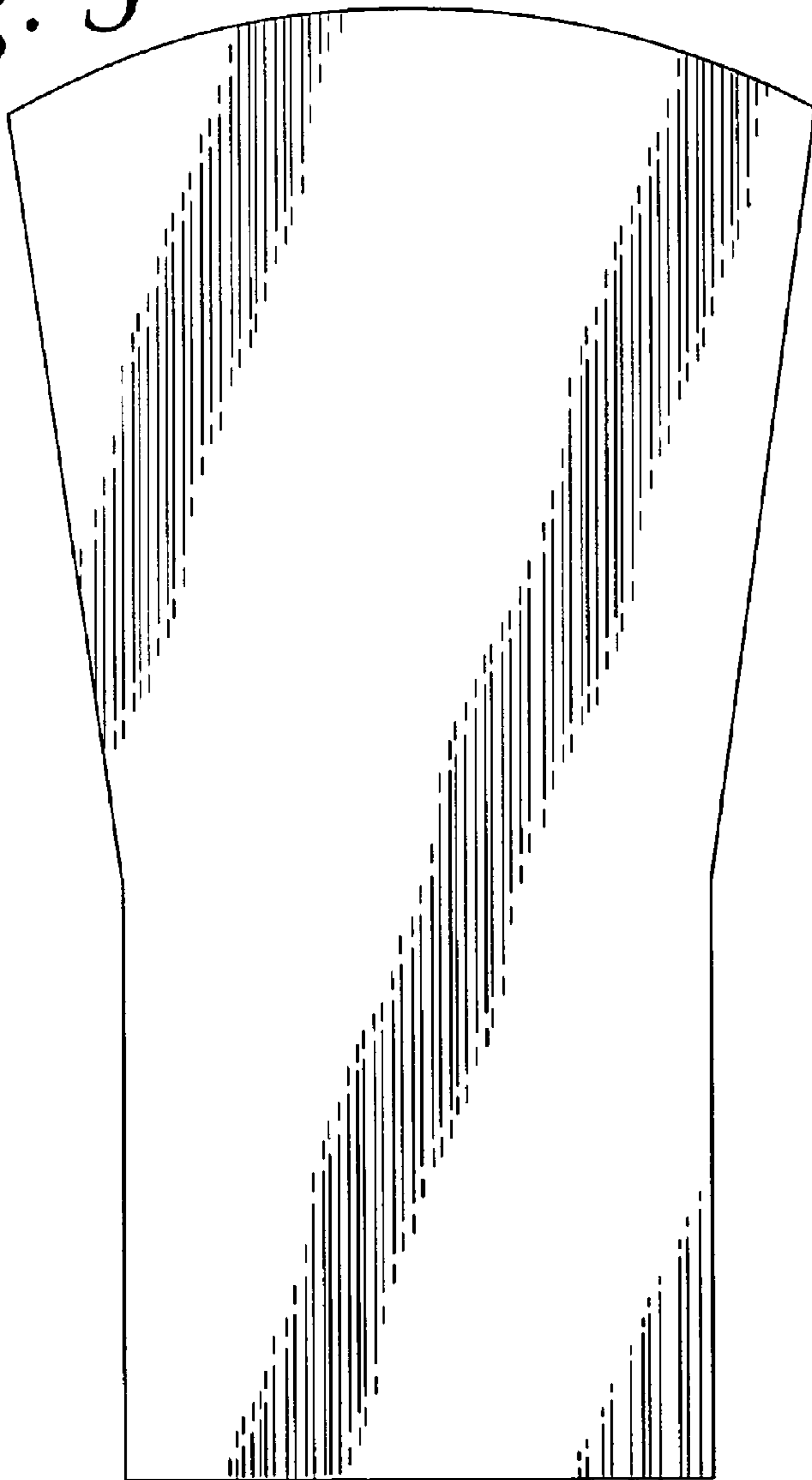


Fig. 6

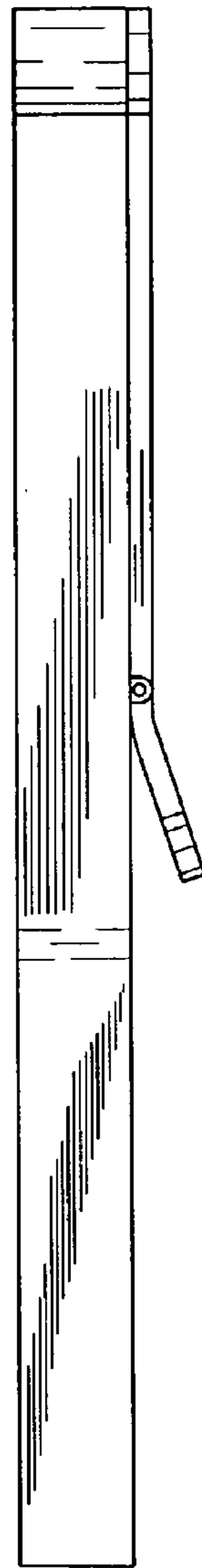


Fig. 8

