



US00D647095S

(12) **United States Design Patent**
Corley et al.

(10) **Patent No.:** **US D647,095 S**

(45) **Date of Patent:** **** Oct. 18, 2011**

(54) **NAVIGATION ROW FOR A DEVICE**

(56)

References Cited

(75) Inventors: **Cortez Corley**, Waterloo (CA); **Todd Andrew Wood**, Guelph (CA); **Norman Miner Ladouceur**, Waterloo (CA)

(73) Assignee: **Research In Motion Limited**, Waterloo, Ontario (CA)

(**) Term: **14 Years**

(21) Appl. No.: **29/367,288**

(22) Filed: **Aug. 5, 2010**

U.S. PATENT DOCUMENTS

D550,665	S	*	9/2007	Griffin et al.	D14/346
D573,969	S	*	7/2008	Tu	D14/138 AA
D586,344	S	*	2/2009	Rak et al.	D14/346
D591,742	S	*	5/2009	Hofer et al.	D14/346
D612,377	S	*	3/2010	Wood et al.	D14/346
D613,723	S	*	4/2010	Tang et al.	D14/138 AA
D615,089	S	*	5/2010	Corley et al.	D14/455
D624,537	S	*	9/2010	Wood et al.	D14/346
D624,538	S	*	9/2010	Corley et al.	D14/346
D629,380	S	*	12/2010	Reivo	D14/138 AA
D630,200	S	*	1/2011	Ruohonen et al.	D14/248
2009/0280871	A1	*	11/2009	Hofer et al.	455/573
2010/0197353	A1	*	8/2010	Marui et al.	455/566

* cited by examiner

Related U.S. Application Data

(63) Continuation of application No. 29/351,331, filed on Dec. 3, 2009, now Pat. No. Des. 624,538.

(51) **LOC (9) Cl.** **14-02**

(52) **U.S. Cl.** **D14/455**

(58) **Field of Classification Search** D14/341, D14/342, 343, 344, 345, 346, 347, 426, 427, D14/428, 430, 431, 496, 125, 126, 129, 130, D14/137, 203.1, 203.3, 203.4, 203.5, 203.6, D14/203.7, 138 R, 138 AA, 138 AB, 138 AC, D14/138 C, 138 AD, 138 G, 454, 455, 456, D14/247; D21/324, 329, 330, 331, 333; D18/7; D10/65; 455/556.1, 556.2, 575.4, 455/575.1; 345/901; 361/679.55, 679.56; 348/552; 379/428.01, 433.04, 433.12, 908, 379/910, 916

See application file for complete search history.

Primary Examiner — Angela J Lee

(57)

CLAIM

We claim the ornamental design for a navigation row for a device, as shown and described.

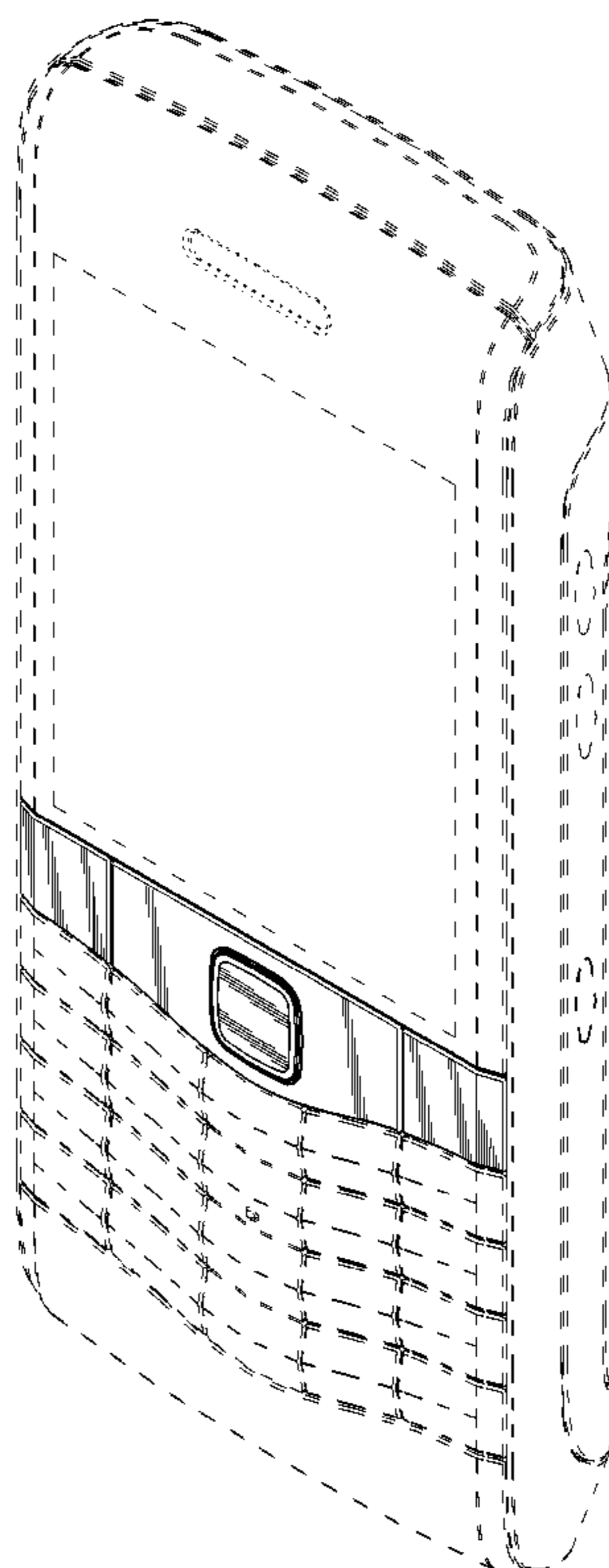
DESCRIPTION

FIG. 1 is a front perspective view of a navigation row for a device; and,

FIG. 2 is a front elevational view of the navigation row for a device.

The broken lines shown in the drawings of the navigation row for a device are for the purpose of illustrating portions of the article and form no part of the claimed design.

1 Claim, 2 Drawing Sheets



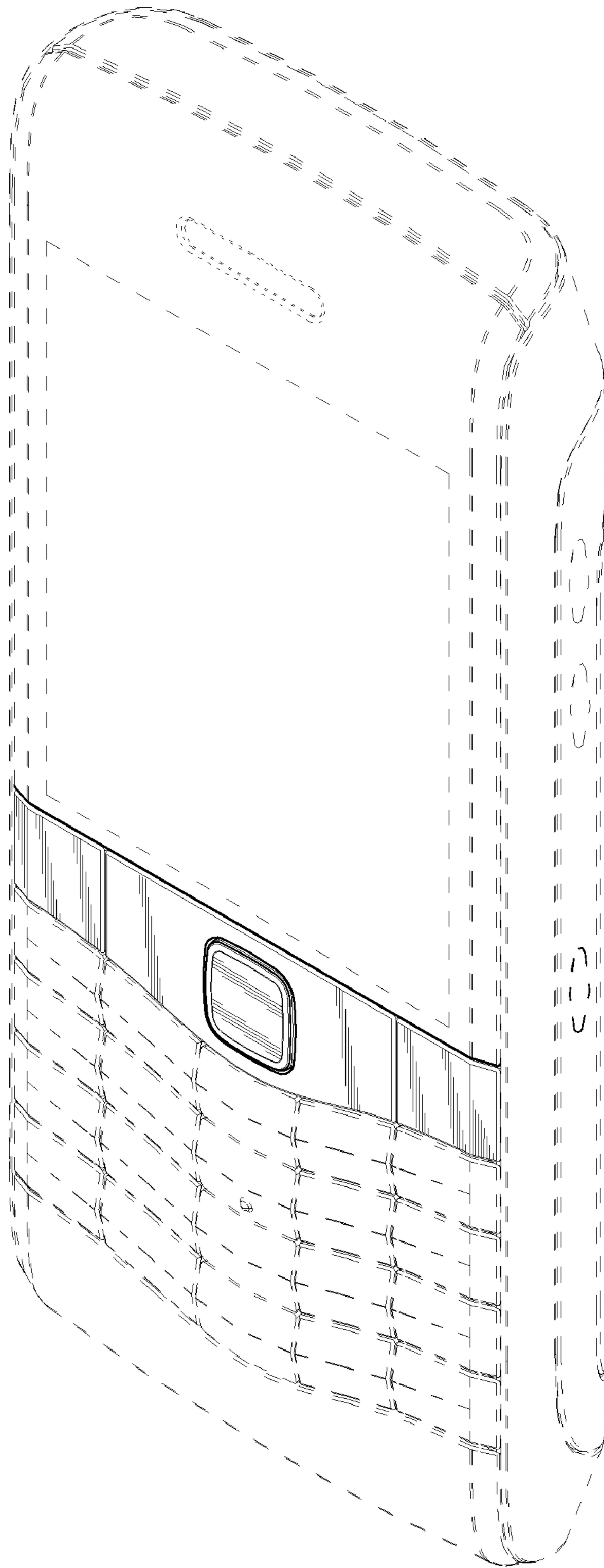


FIG. 1

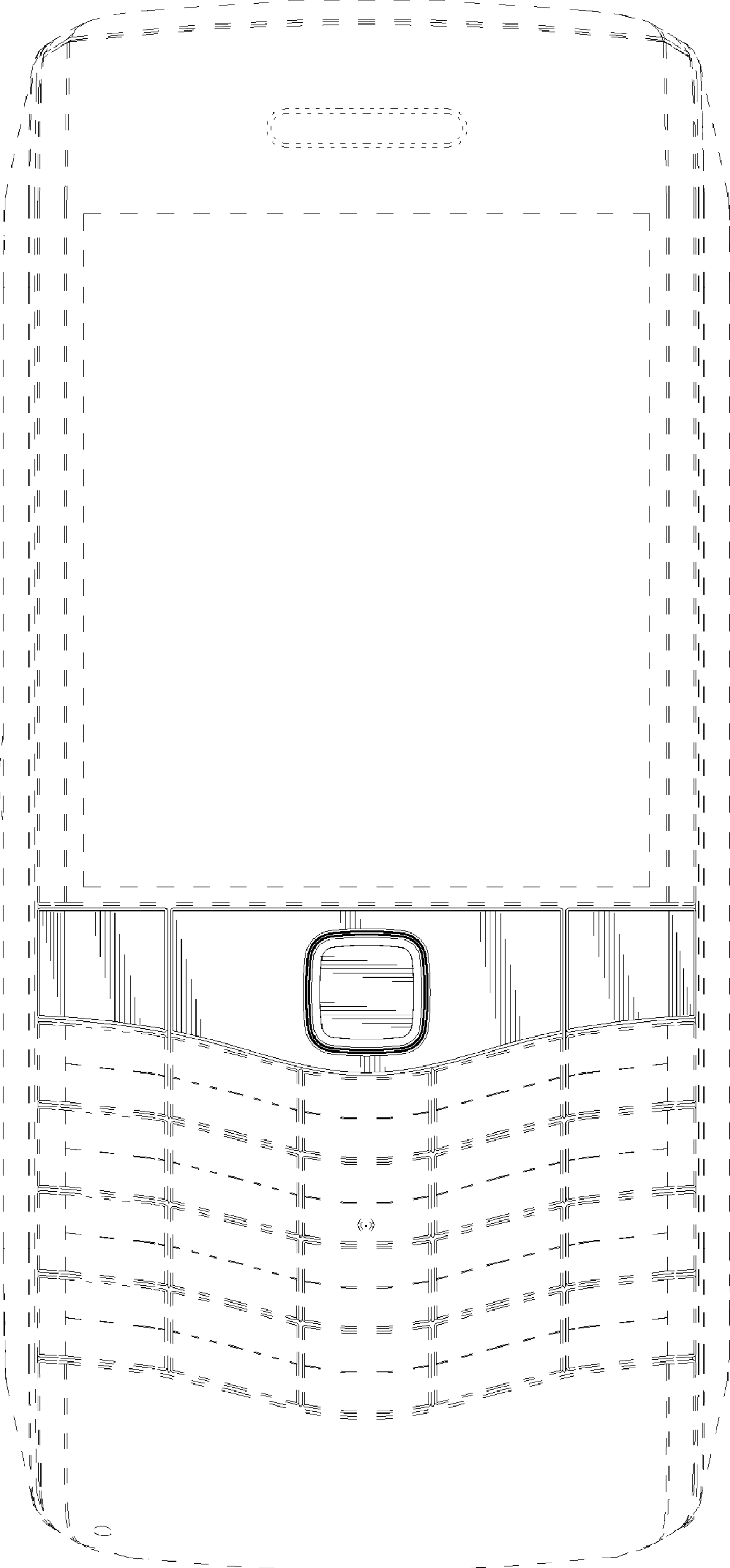


FIG.2