



US00D647089S

(12) **United States Design Patent**
Chen et al.

(10) **Patent No.:** **US D647,089 S**

(45) **Date of Patent:** **** Oct. 18, 2011**

(54) **COMPUTER ENCLOSURE**

(75) Inventors: **Yun-Lung Chen**, Taipei Hsien (TW);
Hong-Jin Wu, Shenzhen (CN);
Song-Tao Xie, Shenzhen (CN)

(73) Assignee: **Hon Hai Precision Industry Co., Ltd.**,
Tu-Cheng, New Taipei (TW)

(**) Term: **14 Years**

(21) Appl. No.: **29/380,104**

(22) Filed: **Nov. 30, 2010**

(51) **LOC (9) Cl.** **14-02**

(52) **U.S. Cl.** **D14/349**

(58) **Field of Classification Search** D14/349-356,
D14/300, 301, 308, 388; D13/162, 184,
D13/199; 312/223.1-223.2; 360/99.01-99.12;
369/34.01, 36.01; 361/600, 679.31-679.39,
361/679.58

See application file for complete search history.

(56) **References Cited**

U.S. PATENT DOCUMENTS

6,297,952 B1 * 10/2001 Liu et al. 361/679.31
6,549,398 B2 * 4/2003 Chen 361/679.58

D481,388 S * 10/2003 Tanaka D14/356
D497,162 S * 10/2004 Neal et al. D14/349
D526,318 S * 8/2006 Neal et al. D14/349
D545,306 S * 6/2007 Lauffer et al. D14/349
D593,089 S * 5/2009 Sun et al. D14/349
D609,232 S * 2/2010 Wang et al. D14/308
2005/0012436 A1 * 1/2005 Lai 312/223.2

* cited by examiner

Primary Examiner — Freda Nunn

(74) *Attorney, Agent, or Firm* — Altis Law Group, Inc.

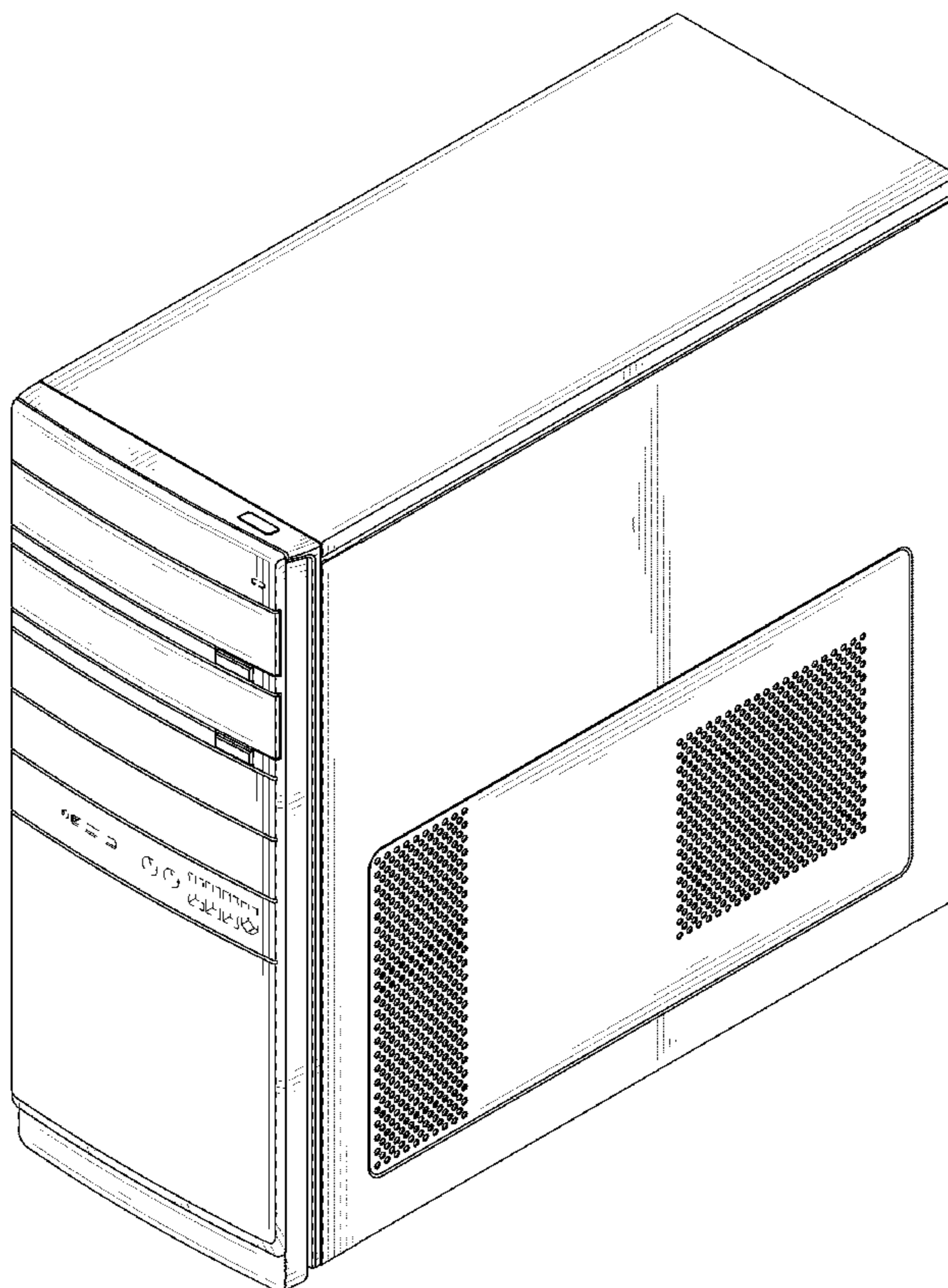
(57) **CLAIM**

The ornamental design for a computer enclosure, as shown and described.

DESCRIPTION

FIG. 1 is a perspective view of the computer enclosure showing our new design;
FIG. 2 is a front elevational view thereof;
FIG. 3 is a left elevational view thereof;
FIG. 4 is a right side elevational view thereof;
FIG. 5 is a top plan view thereof; and,
FIG. 6 is a bottom plan view thereof.
The broken lines showing of portions of the computer enclosure are for the purpose of illustrating environmental structure and form no part of the claimed design.

1 Claim, 6 Drawing Sheets



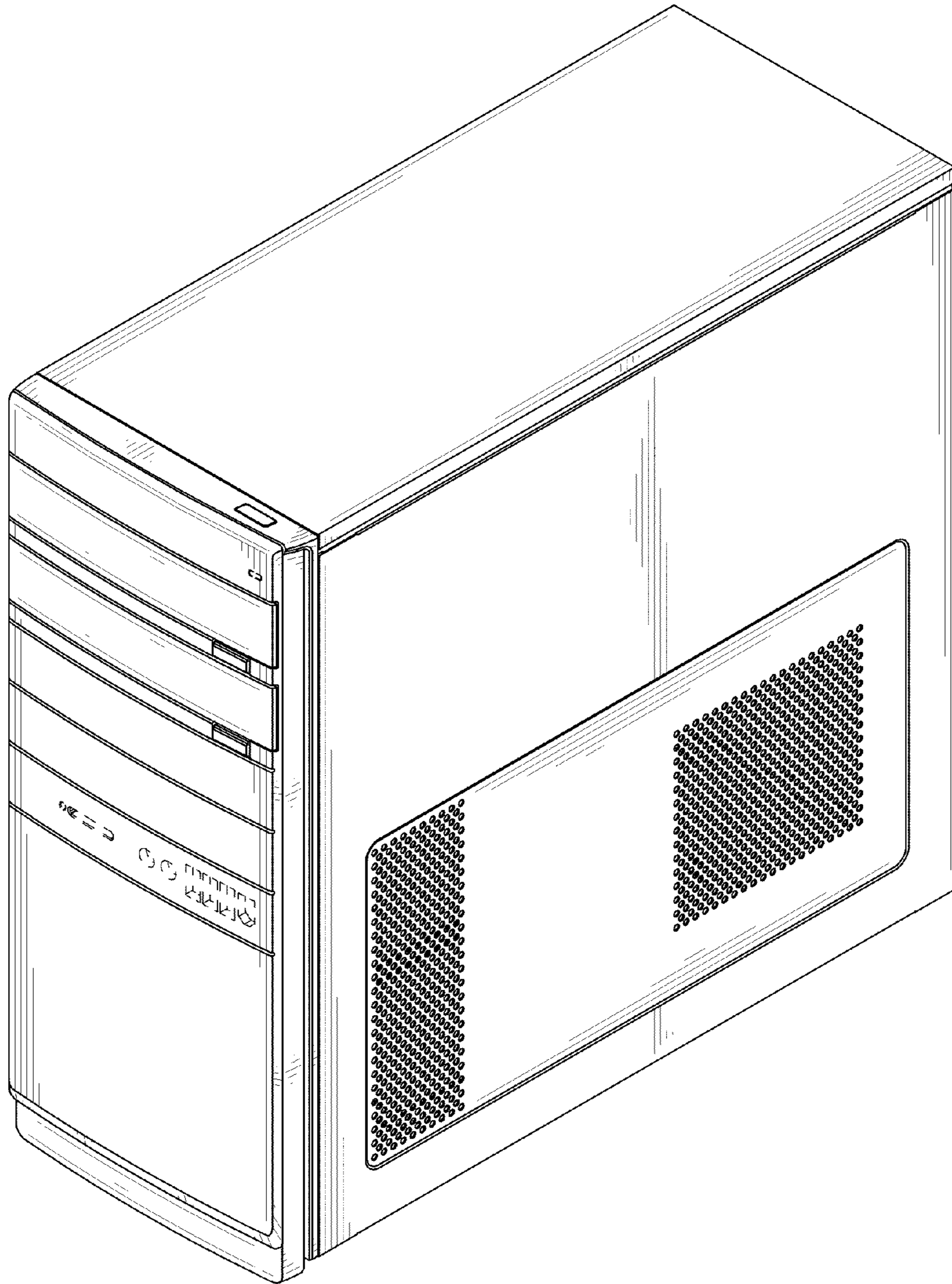


FIG. 1

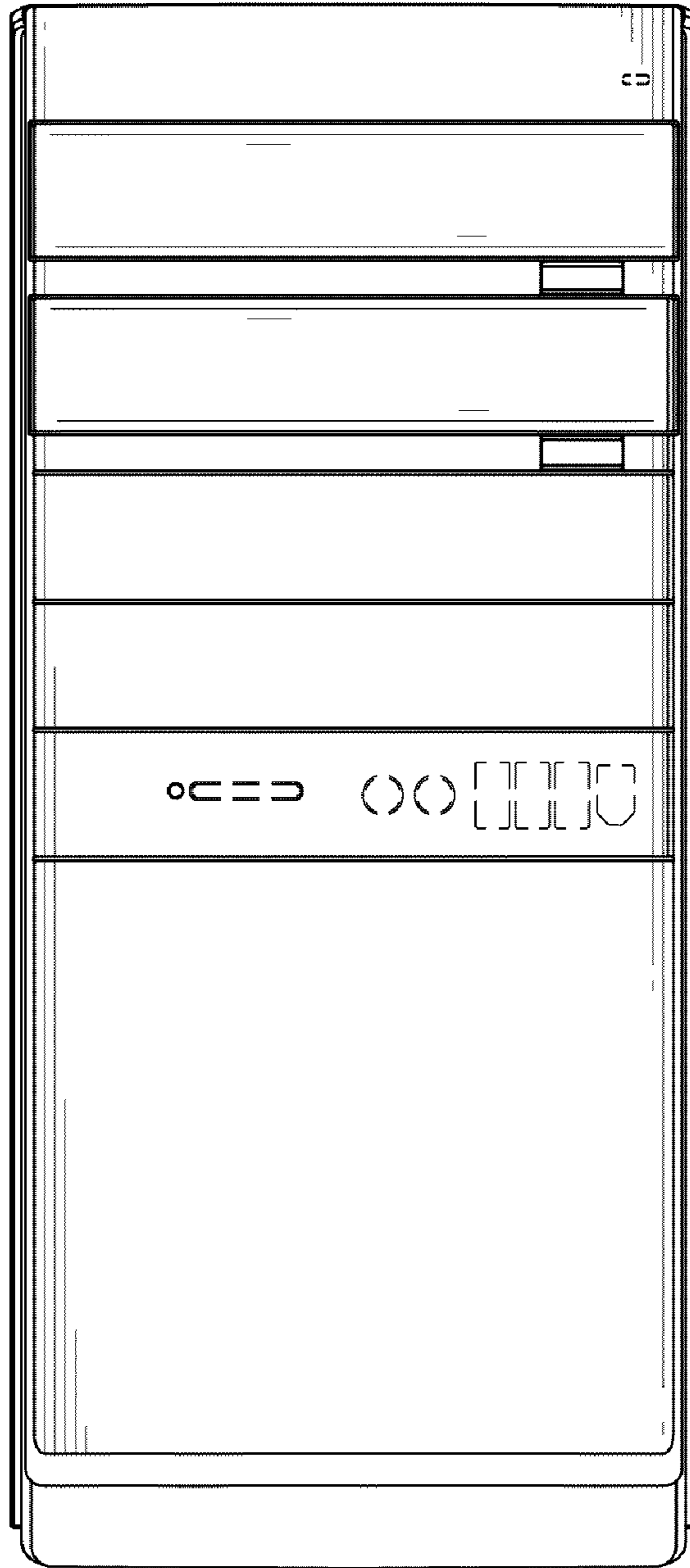


FIG. 2

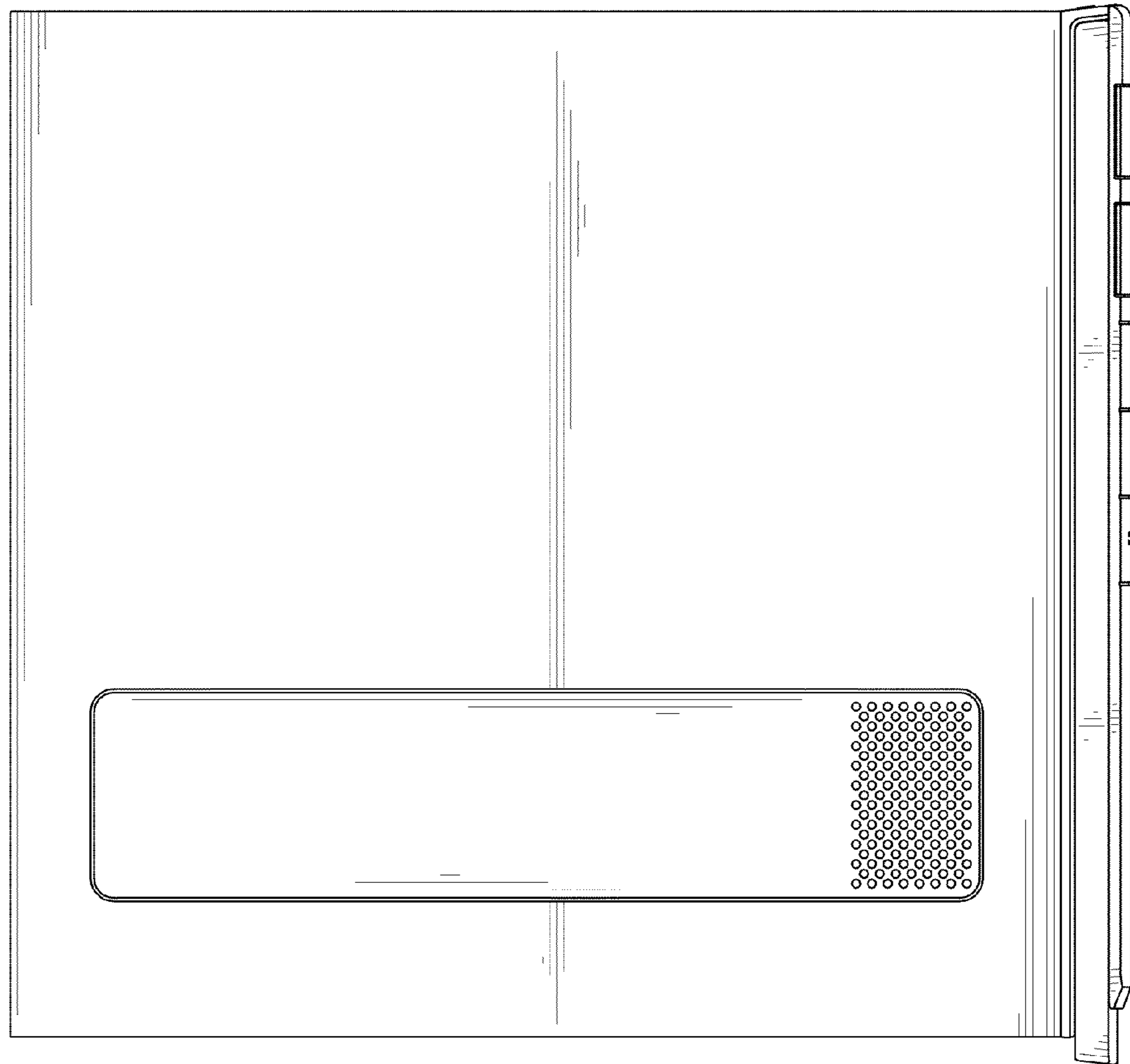


FIG. 3

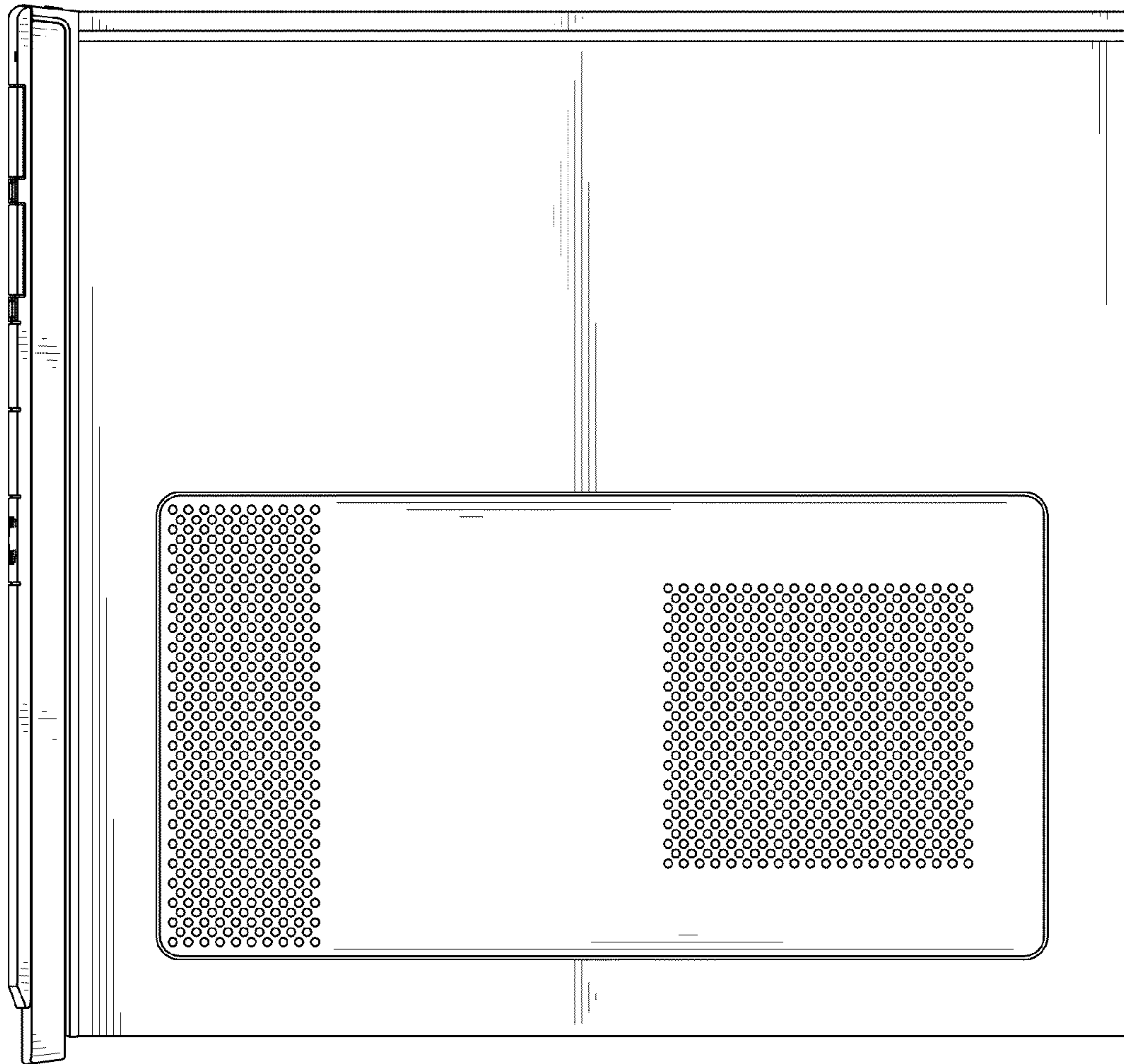


FIG. 4




FIG. 5




FIG. 6