

US00D647079S

(12) **United States Design Patent**  
**Woods et al.**

(10) **Patent No.:** **US D647,079 S**

(45) **Date of Patent:** **\*\* Oct. 18, 2011**

(54) **REMOTE KEEPER**

(76) Inventors: **Garry E. Woods**, Williamson, GA (US);  
**Gina L. Woods**, Williamson, GA (US)

(\*\*) Term: **14 Years**

(21) Appl. No.: **29/372,775**

(22) Filed: **Jan. 11, 2011**

(51) **LOC (9) Cl.** ..... **14-03**

(52) **U.S. Cl.** ..... **D14/217; D14/218**

(58) **Field of Classification Search** ..... D14/188,  
D14/192, 203.5, 217, 218, 224–224.1, 238.1,  
D14/432, 496; D3/207, 208; 455/556.1–556.2,  
455/557; 340/396.1; 70/456 R, 458, 456 B  
See application file for complete search history.

(56) **References Cited**

**U.S. PATENT DOCUMENTS**

D301,883	S	*	6/1989	Kroplopp et al.	.....	D14/142
D326,226	S	*	5/1992	Gerhart	.....	D9/423
5,316,249	A		5/1994	Anderson		
5,460,347	A		10/1995	Schacher		
D381,023	S	*	7/1997	Accardo	.....	D14/218
D384,669	S	*	10/1997	Collier	.....	D14/218
D411,206	S	*	6/1999	Richter	.....	D14/253
D411,208	S	*	6/1999	Richter	.....	D14/253
D412,706	S		8/1999	Virost		
D426,825	S	*	6/2000	van Nimwegen	.....	D14/218

D477,309	S	*	7/2003	Cunningham et al.	.....	D14/217
D557,259	S	*	12/2007	Hirsch	.....	D14/217
D569,457	S	*	5/2008	Hanoun	.....	D21/696
D578,961	S	*	10/2008	Fisher et al.	.....	D13/108
7,642,912	B2		1/2010	Sholem		

\* cited by examiner

*Primary Examiner* — Prabhakar Deshmukh

*Assistant Examiner* — Keli L Hill

(74) *Attorney, Agent, or Firm* — Paul R. Martin

(57) **CLAIM**

The ornamental design for a remote keeper, as shown and described.

**DESCRIPTION**

FIG. 1 is a perspective view from above of my new design for a remote keeper.

FIG. 2 is top plan view of the remote keeper of FIG. 1.

FIG. 3 is a back elevational view thereof.

FIG. 4 is an front elevational view thereof.

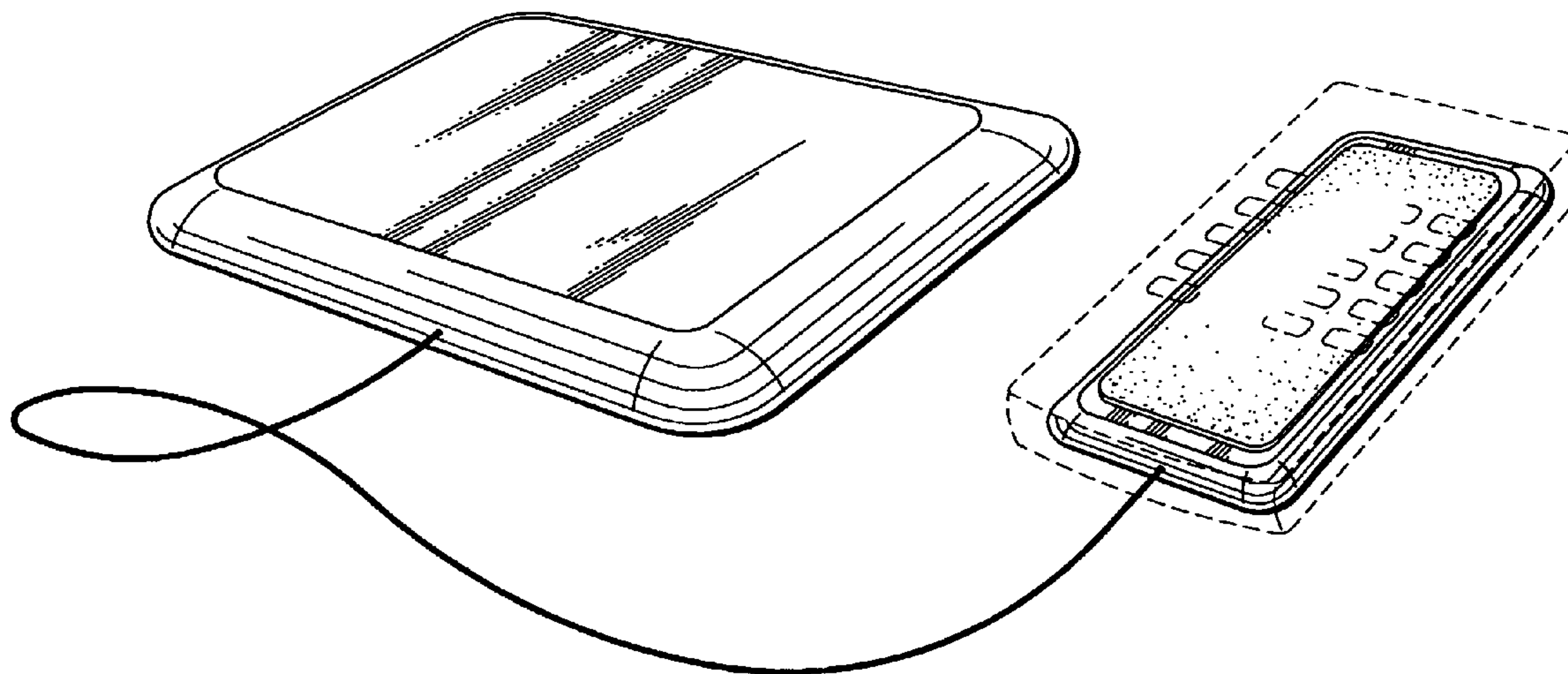
FIG. 5 is an elevational view of one side thereof.

FIG. 6 is an elevational view of the opposite side thereof; and,

FIG. 7 is a bottom plan view thereof.

The broken line showing of remote device is included for the purpose of illustrating environment of the article and forms no part of the claimed design.

**1 Claim, 3 Drawing Sheets**



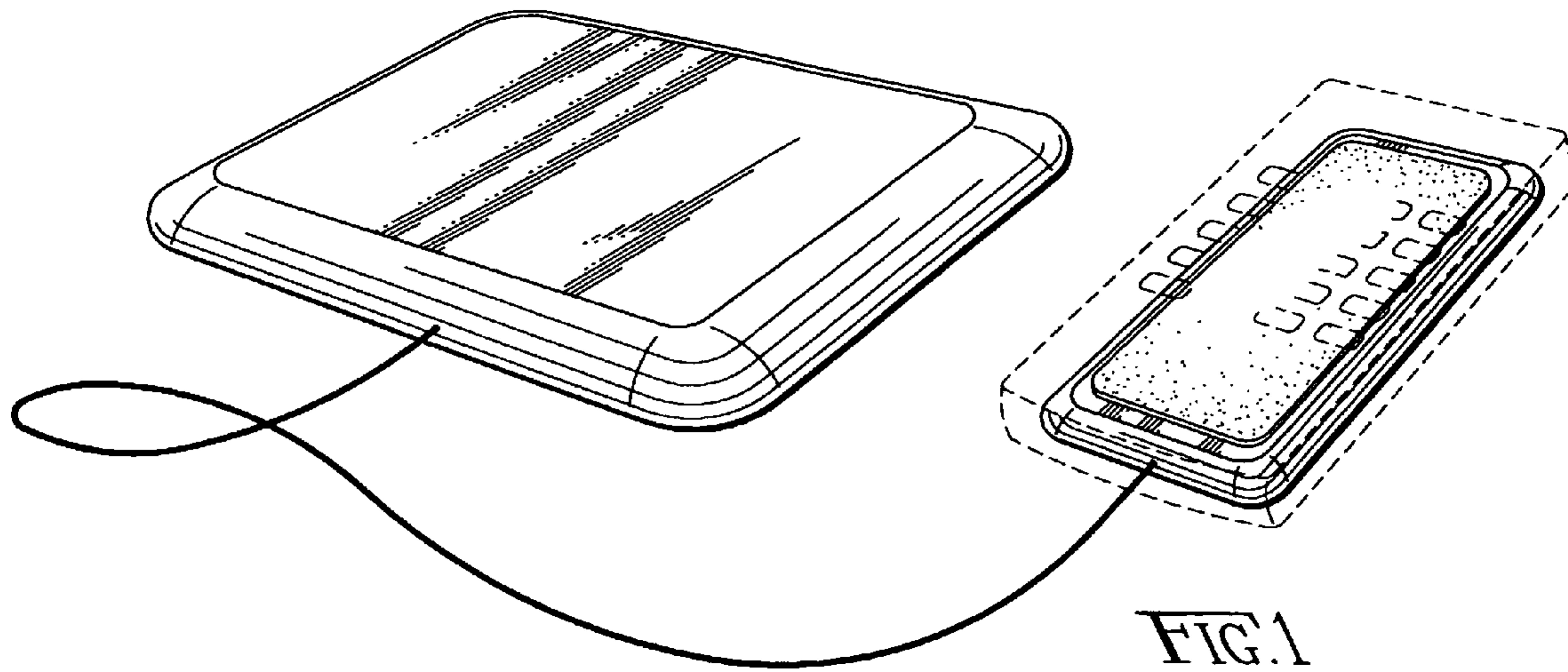


FIG. 1

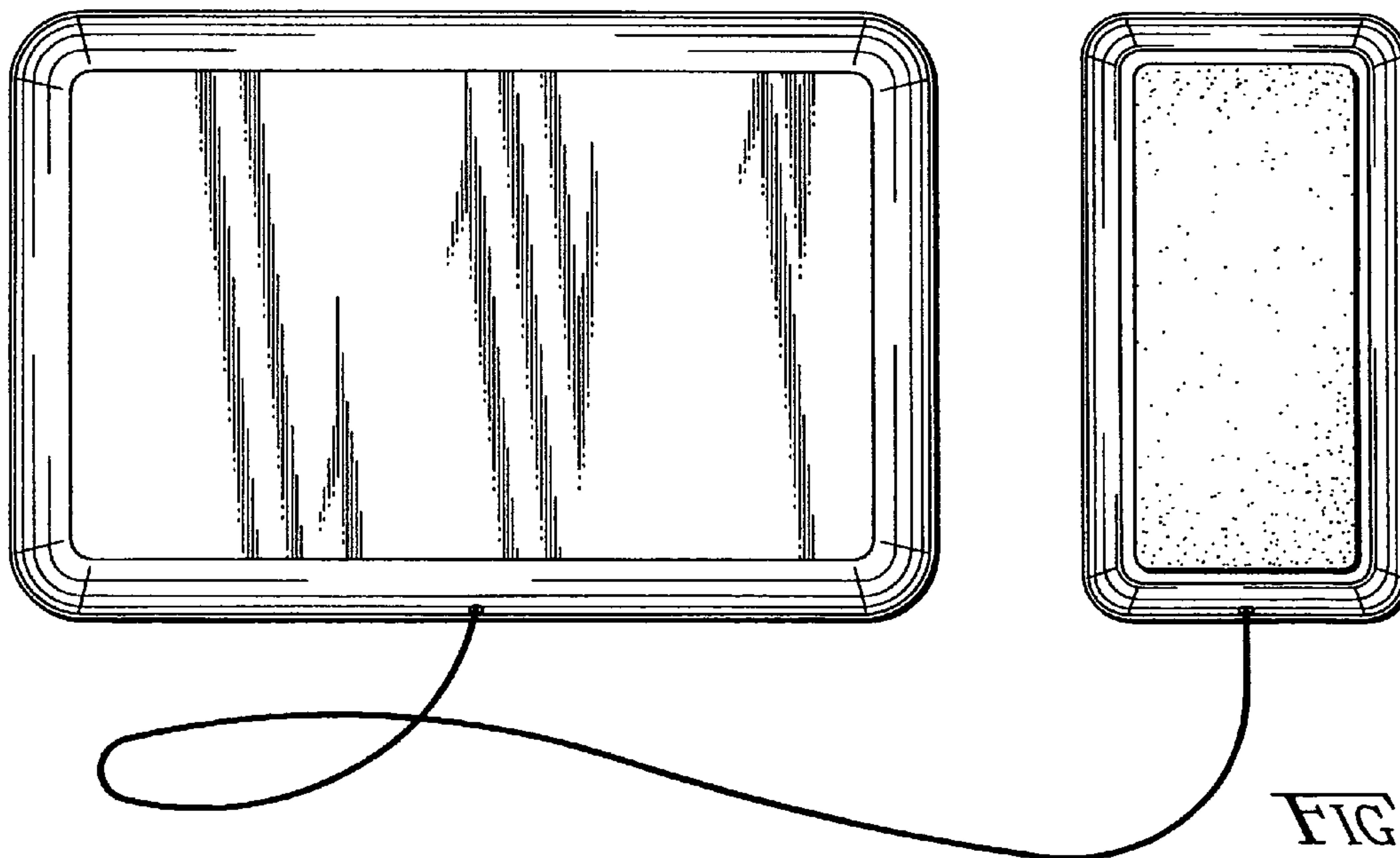


FIG. 2




FIG. 3




FIG. 4




FIG. 5




FIG. 6

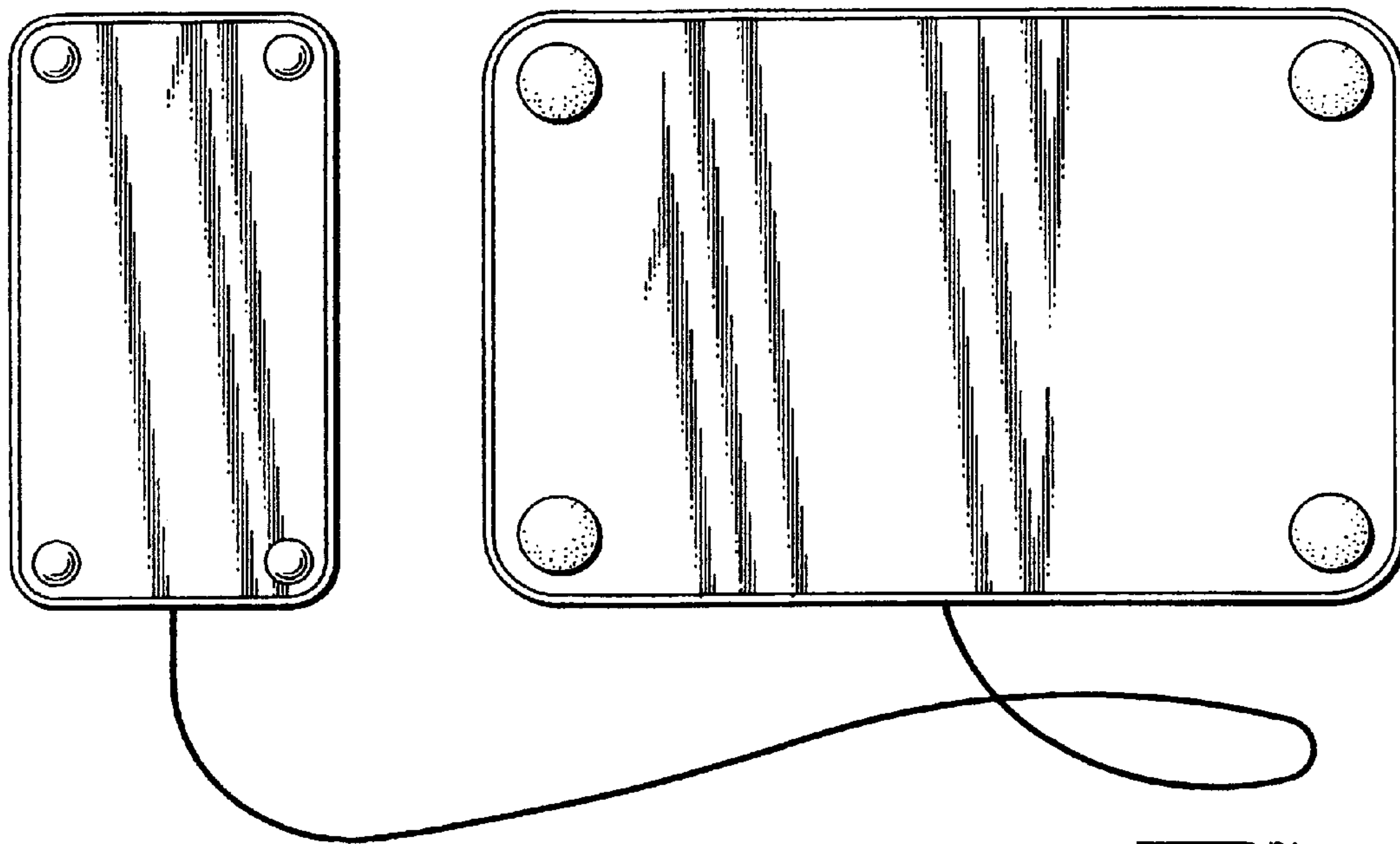


FIG. 7