



US00D647073S

(12) **United States Design Patent**
Morihira

(10) **Patent No.:** **US D647,073 S**

(45) **Date of Patent:** **** Oct. 18, 2011**

(54) **NOZZLE FOR CLEANING SUBSTRATE**

(75) **Inventor:** **Kyota Morihira, Kanagawa (JP)**

(73) **Assignee:** **Aqua Science Corporation,**
Yokohama-Shi, Kanagawa (JP)

(**) **Term:** **14 Years**

(21) **Appl. No.:** **29/313,709**

(22) **Filed:** **Feb. 4, 2009**

(30) **Foreign Application Priority Data**

Oct. 1, 2008 (JP) 2008-026918

(51) **LOC (9) Cl.** **13-99**

(52) **U.S. Cl.** **D13/199**

(58) **Field of Classification Search** D23/213;
D24/108, 112, 121, 155, 217; D9/447, 454;
D15/125; 239/390, 601; D13/199

See application file for complete search history.

(56) **References Cited**

U.S. PATENT DOCUMENTS

2,685,738	A *	8/1954	Leff	433/166
4,055,897	A *	11/1977	Brix	433/166
D278,034	S *	3/1985	Cafiero et al.	D9/437
D282,771	S *	2/1986	Garrison	D23/213
D349,292	S *	8/1994	Chunn	D15/125
D377,180	S *	1/1997	Young et al.	D15/125

D420,445	S *	2/2000	Von Weissenfluh et al.	..	D24/176
D442,670	S *	5/2001	Maddox et al.	D23/213
D450,496	S *	11/2001	Schwartz et al.	D6/495
D453,472	S *	2/2002	Kwong	D9/447
D504,936	S *	5/2005	Yeager	D23/213
D521,642	S *	5/2006	Dorahy	D24/155
D568,914	S *	5/2008	Or et al.	D15/138
D581,304	S *	11/2008	Phillips	D10/109
D584,407	S *	1/2009	Kawamura	D24/130
D596,487	S *	7/2009	Batton et al.	D9/447
D598,217	S *	8/2009	Bode	D6/449
D625,528	S *	10/2010	Sprague	D6/449
2003/0111657	A1 *	6/2003	Green	256/45

* cited by examiner

Primary Examiner — Elizabeth Albert

Assistant Examiner — Kelley Donnelly

(74) *Attorney, Agent, or Firm* — Holtz, Holtz, Goodman & Chick, PC

(57) **CLAIM**

The ornamental design for a nozzle for cleaning substrate, as shown and described.

DESCRIPTION

FIG. 1 is a front view of the nozzle for cleaning substrate, the rear view being a mirror image;

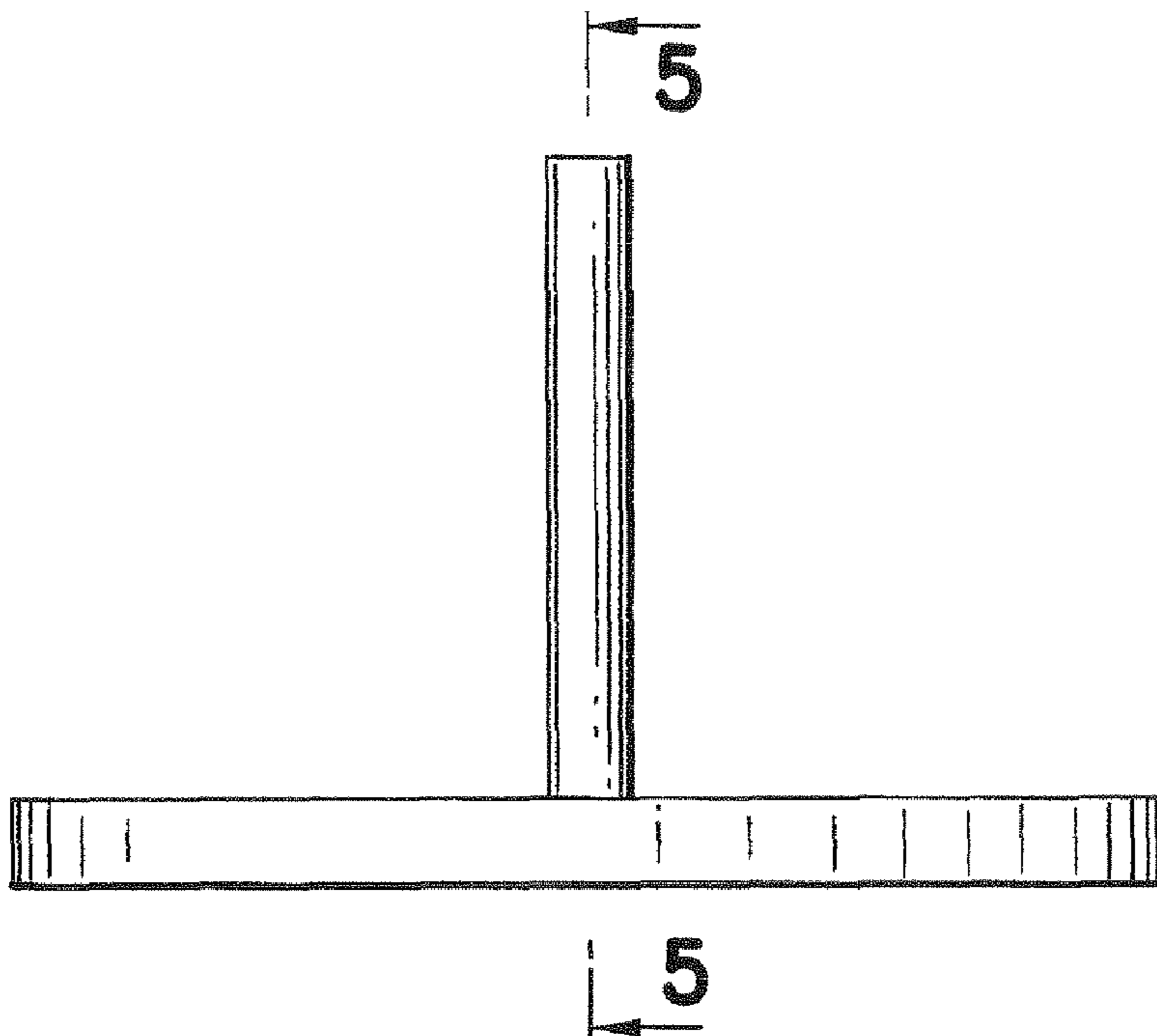
FIG. 2 is a right side view thereof, the left side view being a mirror image;

FIG. 3 is a top plan view thereof;

FIG. 4 is a bottom view thereof; and,

FIG. 5 is a sectional view along the line 5-5 in FIG. 1 thereof.

1 Claim, 3 Drawing Sheets



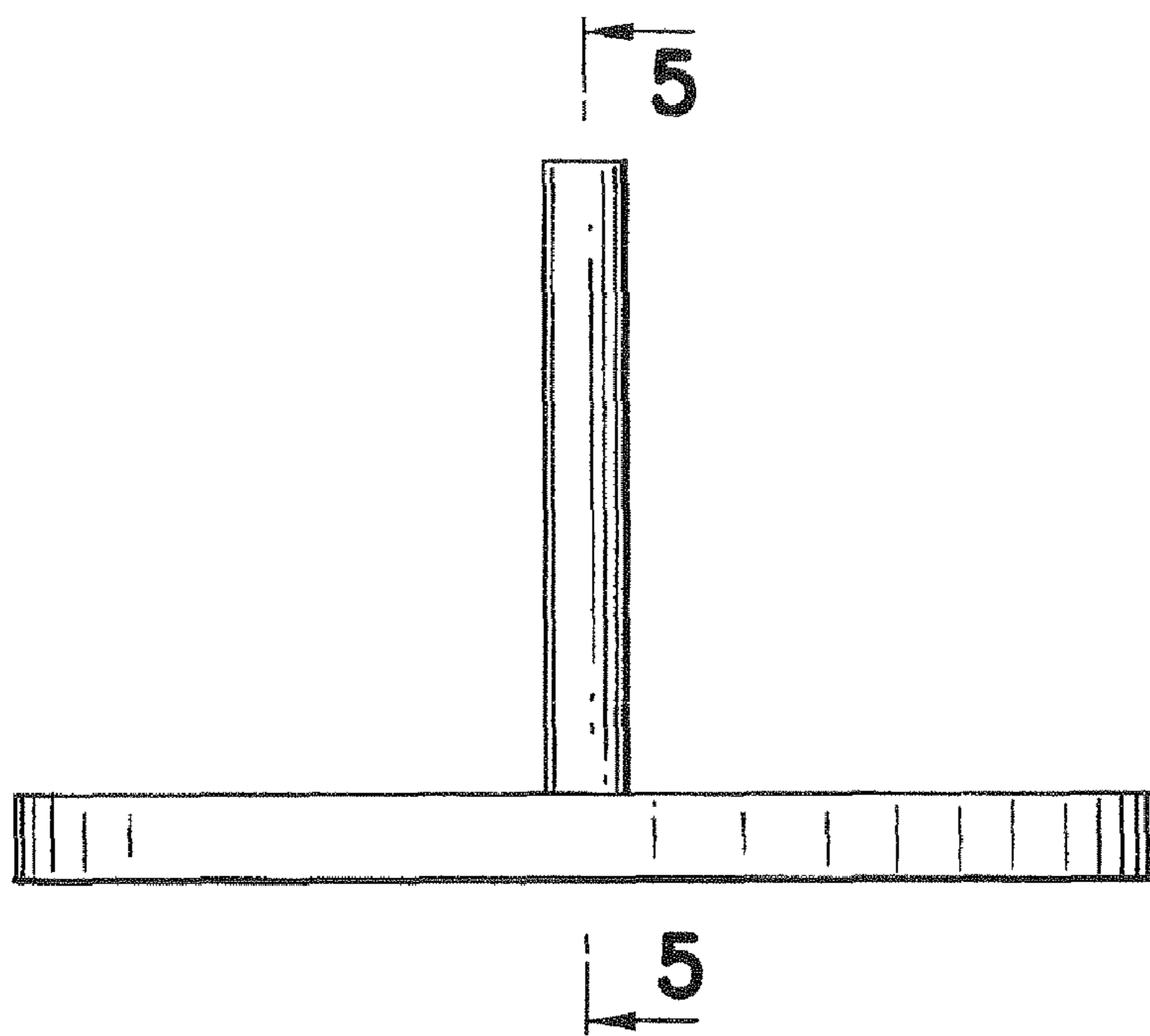


FIG. 1

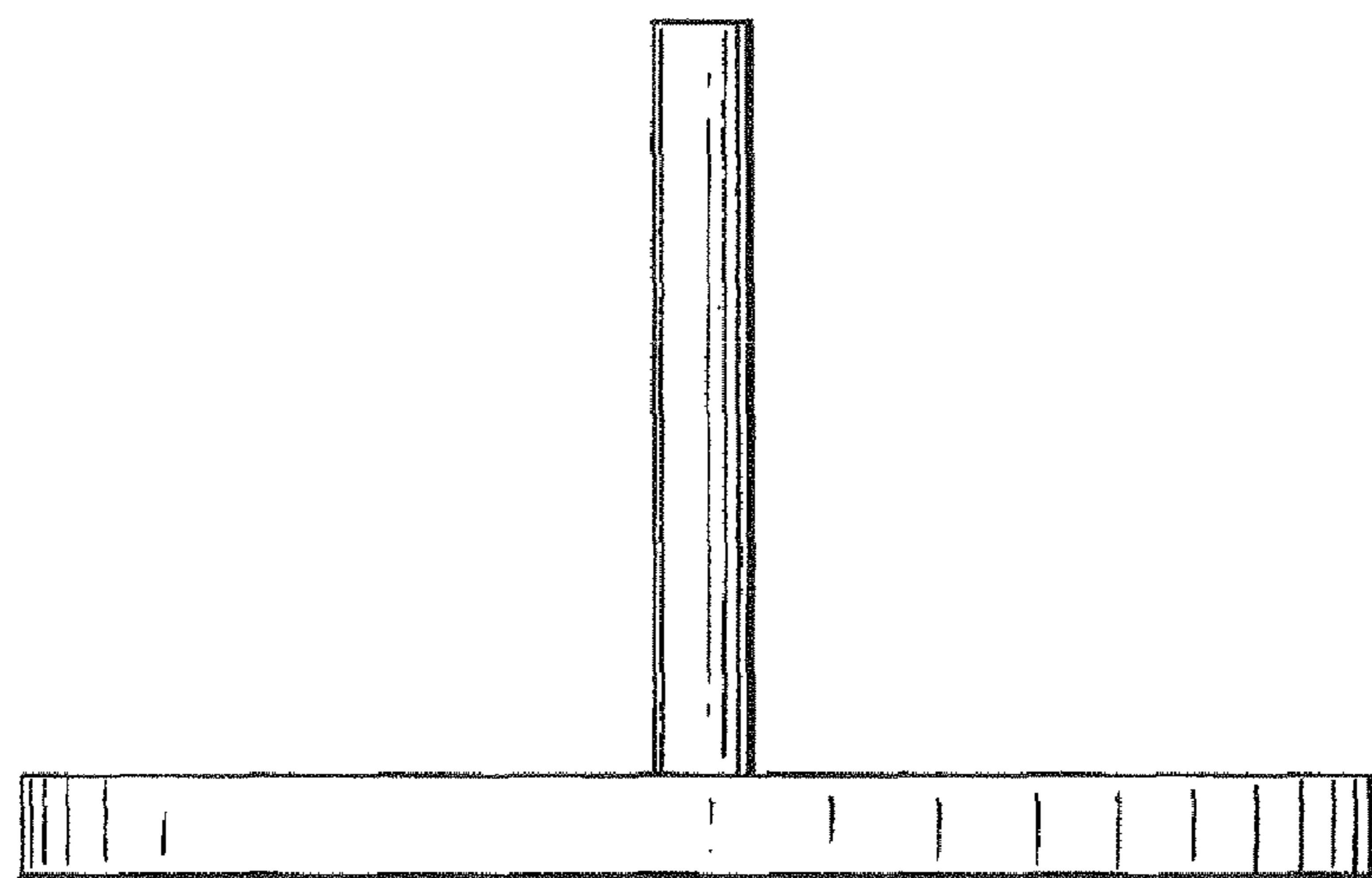


FIG. 2

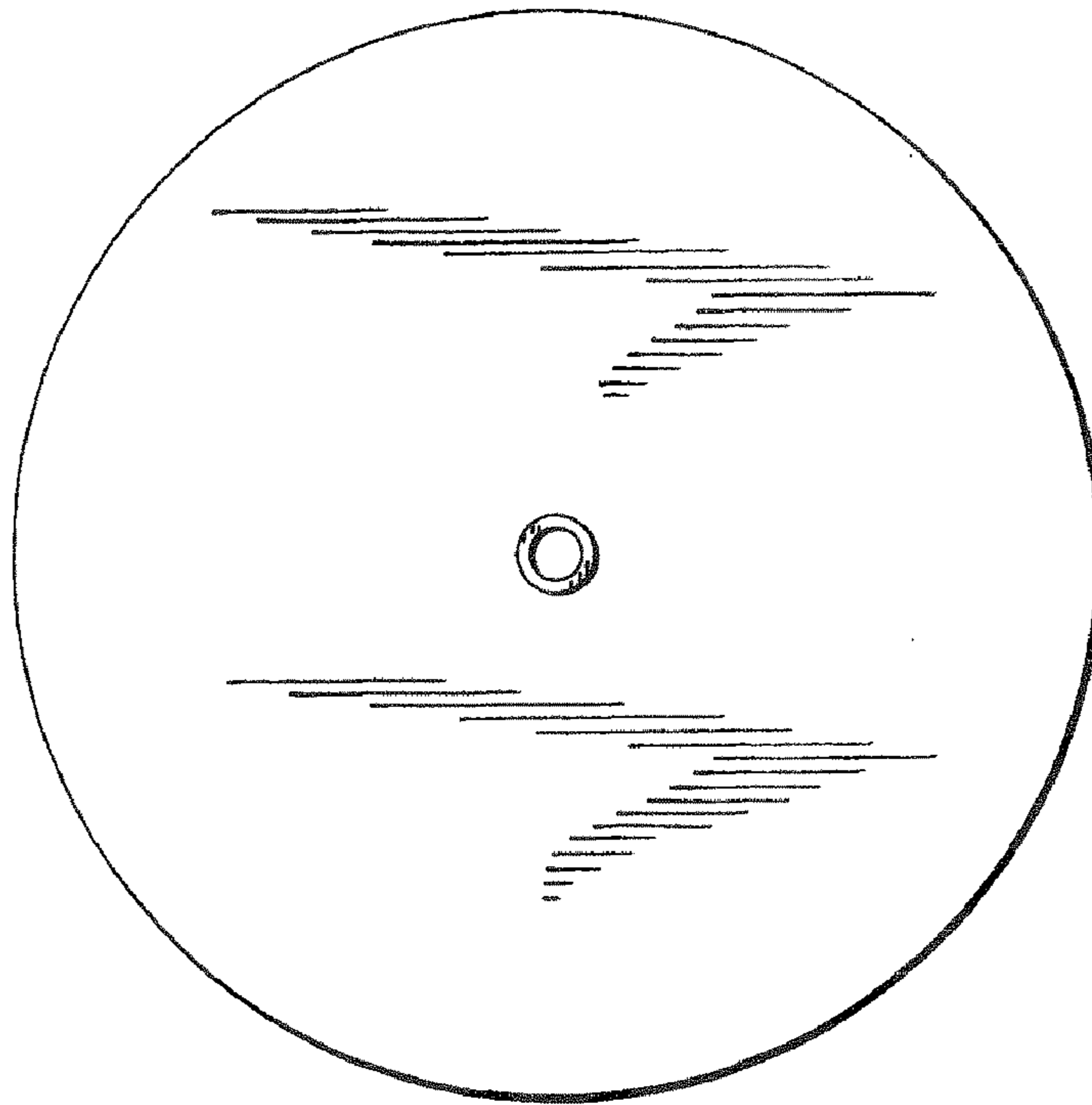


FIG. 3

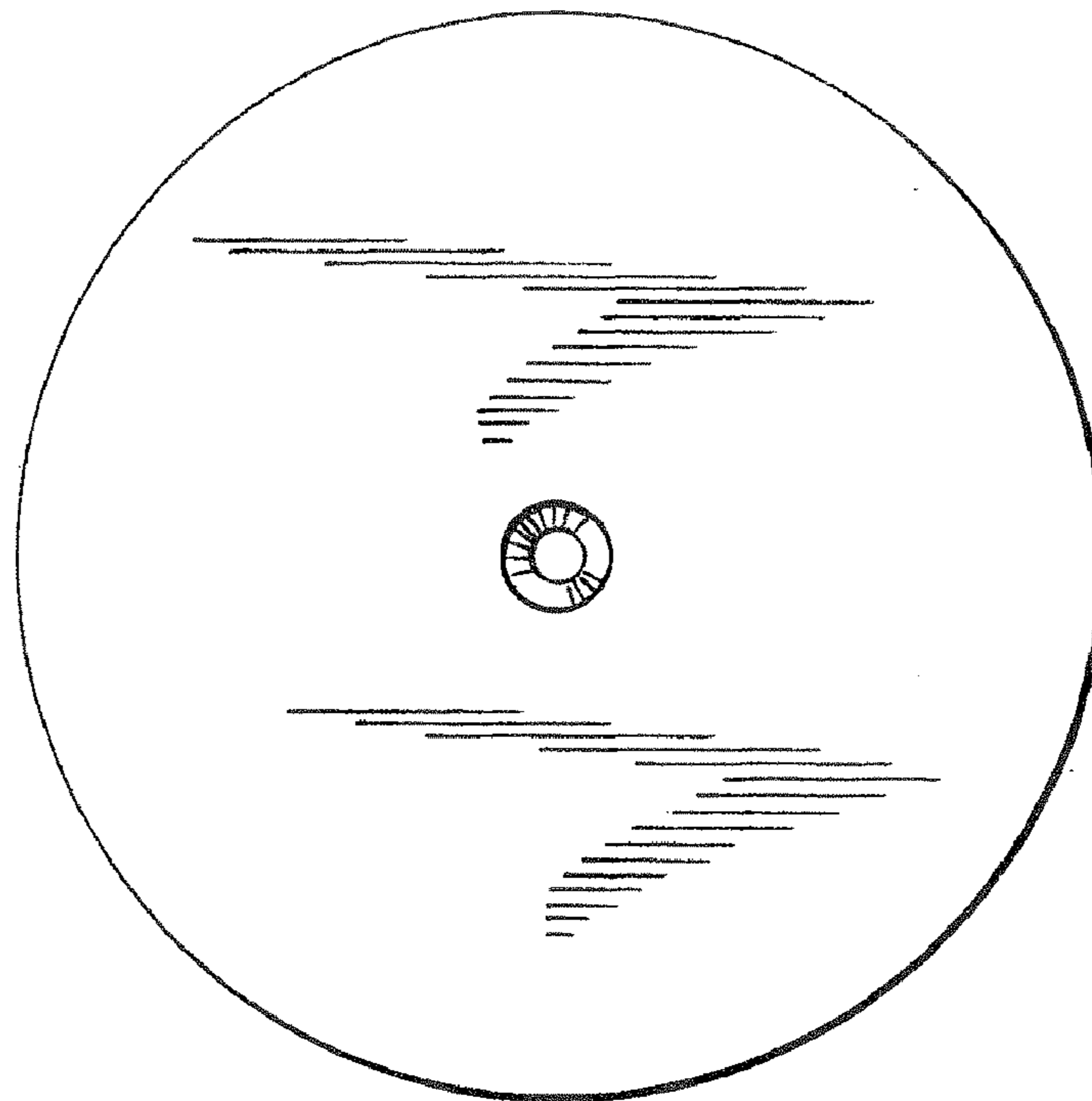


FIG. 4

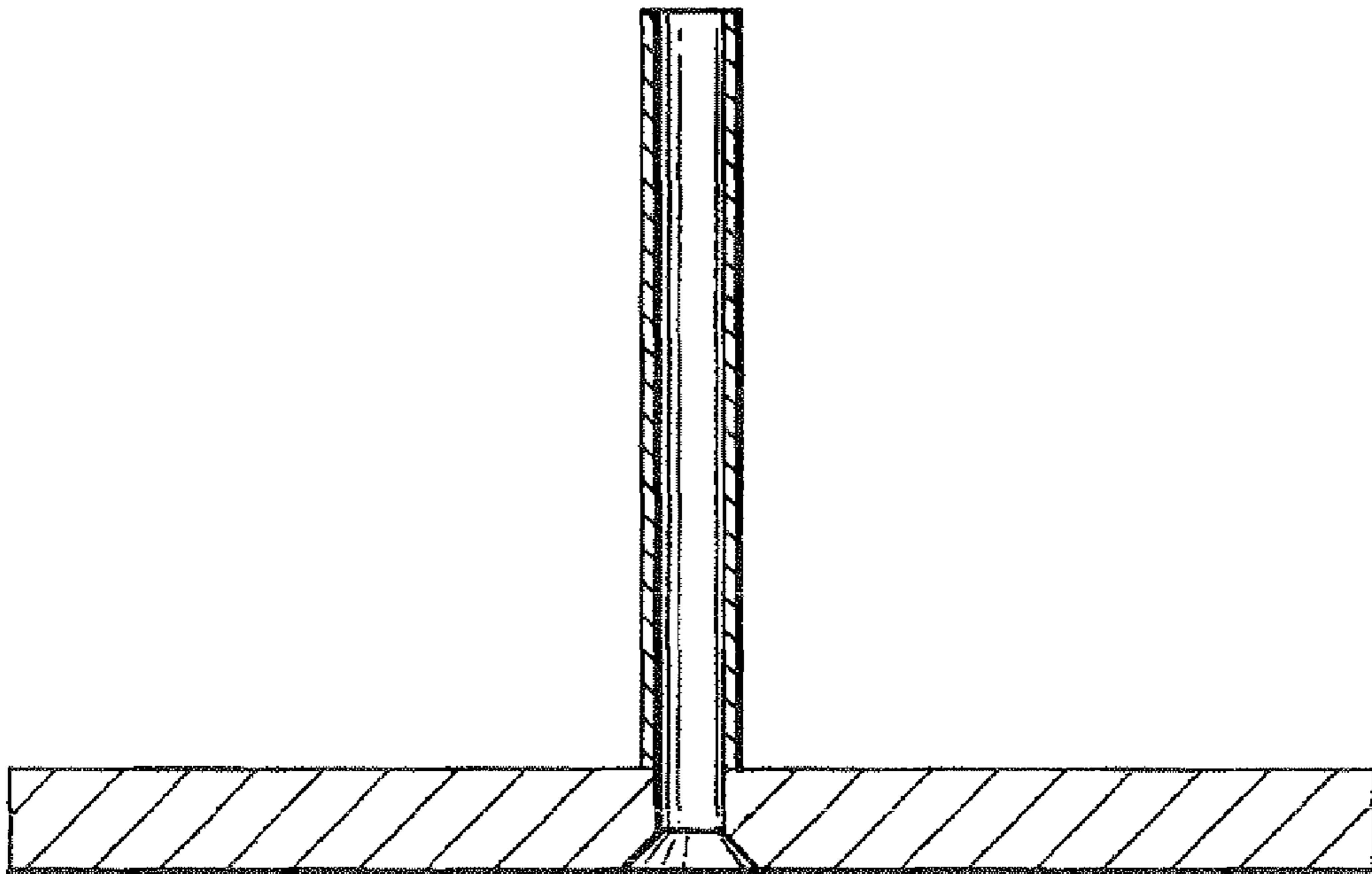


FIG.5