

US00D647066S

(12) **United States Design Patent**
Jacoby et al.

(10) **Patent No.:** **US D647,066 S**
(45) **Date of Patent:** **** Oct. 18, 2011**

(54) **TABLETOP REMOTE LOAD CONTROL DEVICE**

(75) Inventors: **Elliot G. Jacoby**, Glenside, PA (US);
Erica L. Clymer, Nazareth, PA (US);
Jason C. Killo, Emmaus, PA (US);
Matthew Philip McDonald,
Phoenixville, PA (US); **Noel Mayo**,
Philadelphia, PA (US)

(73) Assignee: **Lutron Electronics Co., Inc.**,
Coopersburg, PA (US)

(**) Term: **14 Years**

(21) Appl. No.: **29/378,458**

(22) Filed: **Nov. 4, 2010**

(51) **LOC (9) Cl.** **14-03**

(52) **U.S. Cl.** **D13/168**

(58) **Field of Classification Search** D13/168;
D10/104.1, 106.1; D14/218; D21/324; 315/158,
315/295; 340/4.3, 4.42, 12.22, 12.23, 12.24,
340/12.29, 12.3, 13.2, 13.21, 13.24; 341/176;
345/169; 348/734; 455/352; 463/39; 700/17,
700/65, 83

See application file for complete search history.

(56) **References Cited**

U.S. PATENT DOCUMENTS

D557,259 S	*	12/2007	Hirsch	D14/217
D592,609 S		5/2009	Felegy, Jr. et al.		
D614,146 S		4/2010	Felegy, Jr. et al.		
D615,046 S	*	5/2010	Felegy et al.	D13/168
D616,836 S	*	6/2010	Felegy et al.	D13/168
D619,105 S	*	7/2010	Felegy et al.	D13/168
D619,972 S		7/2010	Felegy, Jr. et al.		
D625,274 S		10/2010	Felegy, Jr. et al.		
D626,092 S		10/2010	Clymer et al.		
D627,308 S		11/2010	Snyder et al.		
D630,618 S	*	1/2011	Kim et al.	D14/218

D631,849 S		2/2011	Jacoby et al.		
D631,850 S		2/2011	Jacoby et al.		
D631,852 S		2/2011	Clymer et al.		
D631,854 S		2/2011	Blair et al.		
D631,855 S		2/2011	Blair et al.		
D640,209 S	*	6/2011	Felegy et al.	D13/168

FOREIGN PATENT DOCUMENTS

EM 000911987-0094 5/2008

OTHER PUBLICATIONS

- U.S. Appl. No. 29/378,451, filed Nov. 4, 2010, Jacoby et al.
- U.S. Appl. No. 29/378,454, filed Nov. 4, 2010, Jacoby et al.
- U.S. Appl. No. 29/378,456, filed Nov. 4, 2010, Jacoby et al.
- U.S. Appl. No. 29/378,462, filed Nov. 4, 2010, Jacoby et al.
- U.S. Appl. No. 29/378,469, filed Nov. 4, 2010, Jacoby et al.
- U.S. Appl. No. 29/380,374, filed Dec. 3, 2010, Spira.
- U.S. Appl. No. 29/380,376, filed Dec. 3, 2010, Spira.
- U.S. Appl. No. 29/380,377, filed Dec. 3, 2010, Jacoby et al.
- U.S. Appl. No. 29/380,381, filed Dec. 3, 2010, Jacoby et al.
- U.S. Appl. No. 29/380,385, filed Dec. 3, 2010, Jacoby et al.

* cited by examiner

Primary Examiner — Selina Sikder

(74) *Attorney, Agent, or Firm* — Mark E. Rose; Philip N. Smith; Bridget L. McDonough

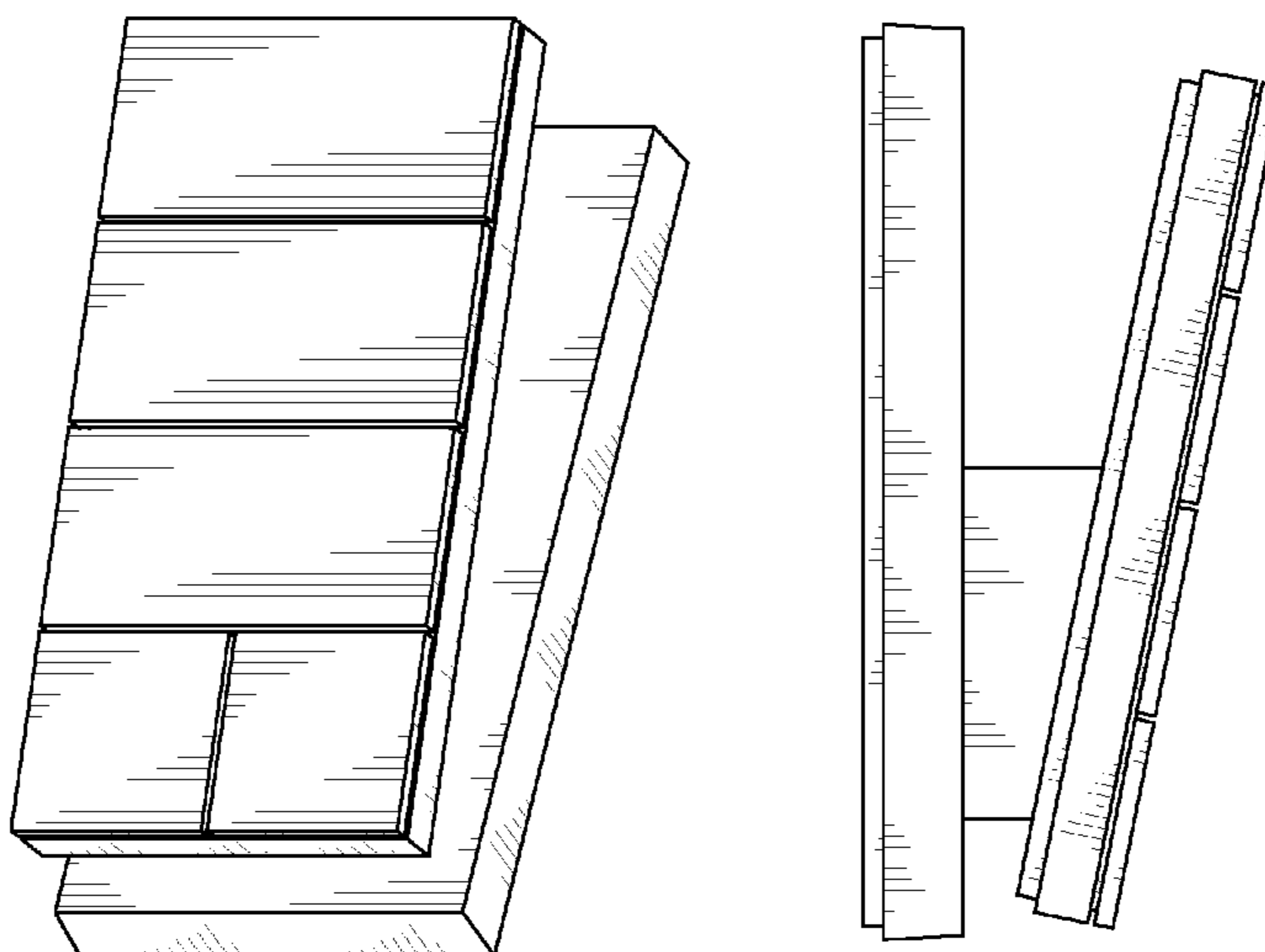
(57) **CLAIM**

We claim the ornamental design for a tabletop remote load control device, as shown and described.

DESCRIPTION

FIG. 1 is a perspective view of a tabletop remote load control device according to our new design.
 FIG. 2 is a front view thereof.
 FIG. 3 is a left side view thereof.
 FIG. 4 is a right side view thereof.
 FIG. 5 is a top view thereof; and,
 FIG. 6 is a bottom view thereof.
 The rear view forms no part of the design and is omitted.

1 Claim, 4 Drawing Sheets



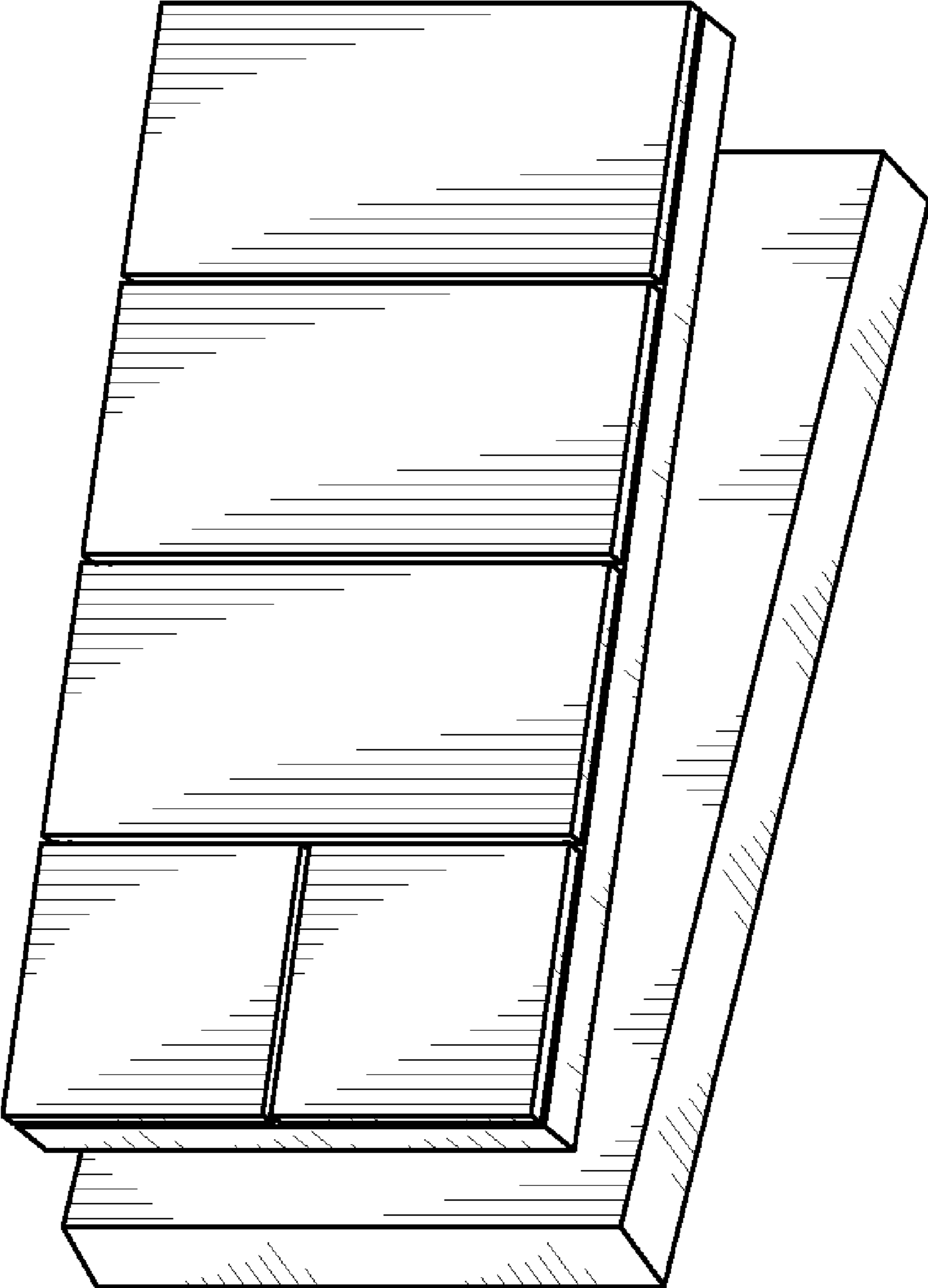


Fig. 1




Fig. 2

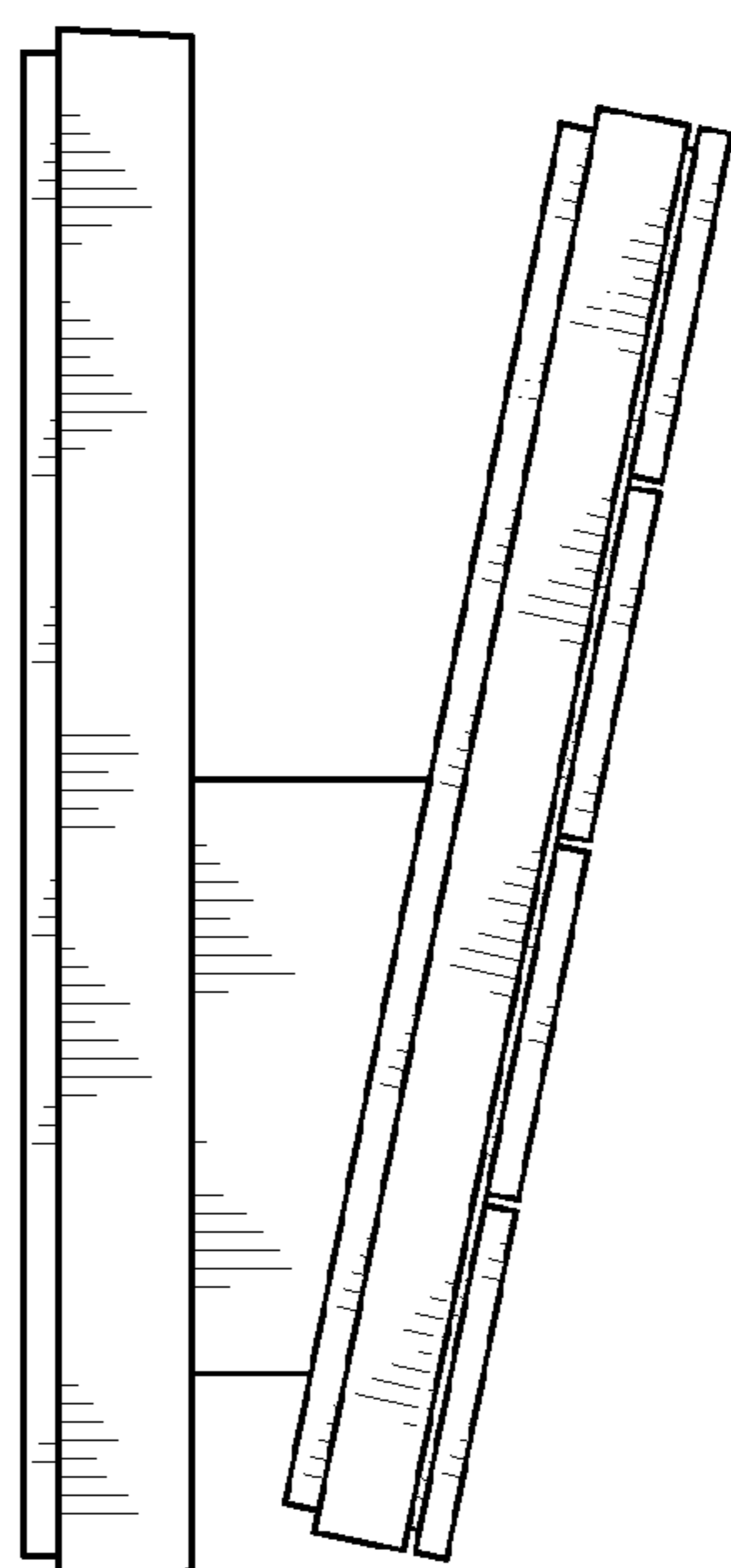


Fig. 3

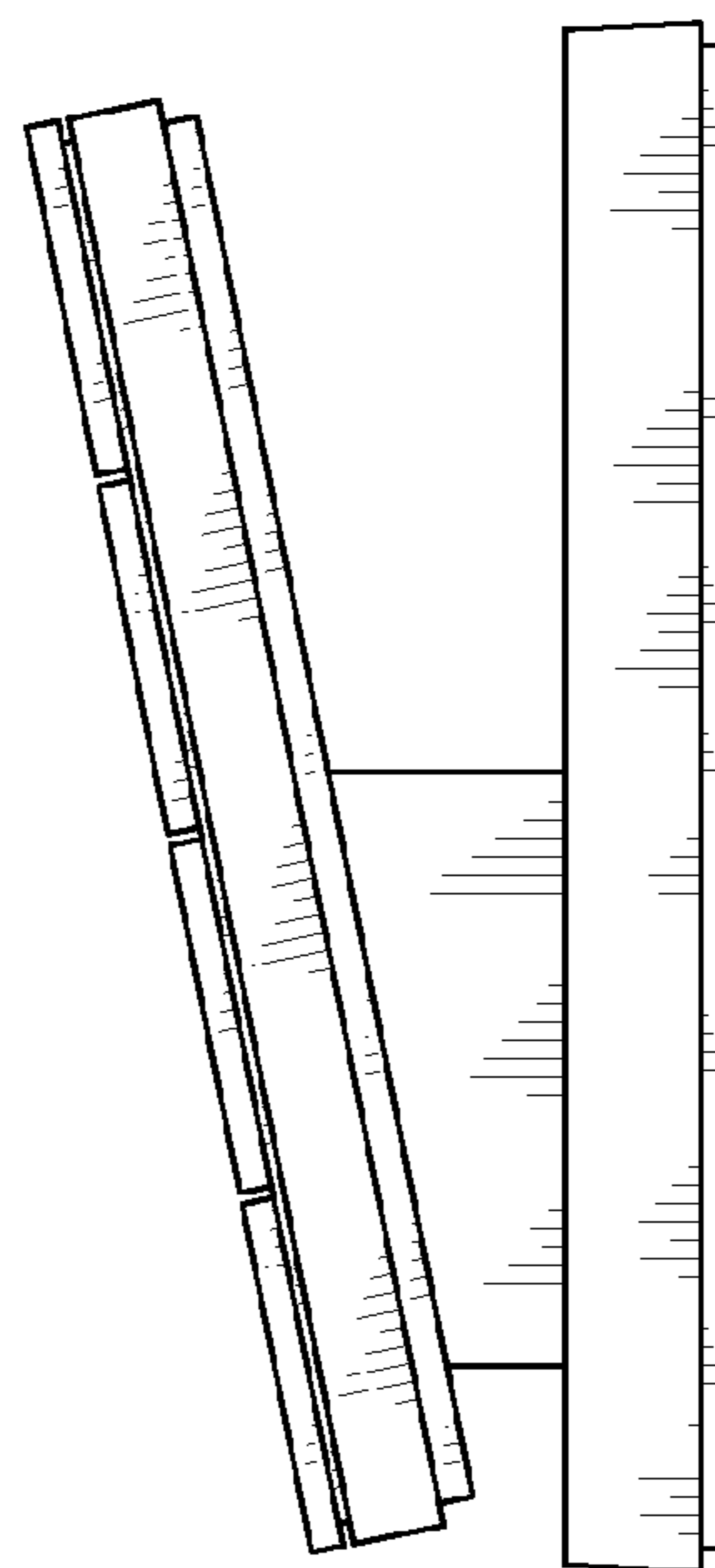


Fig. 4

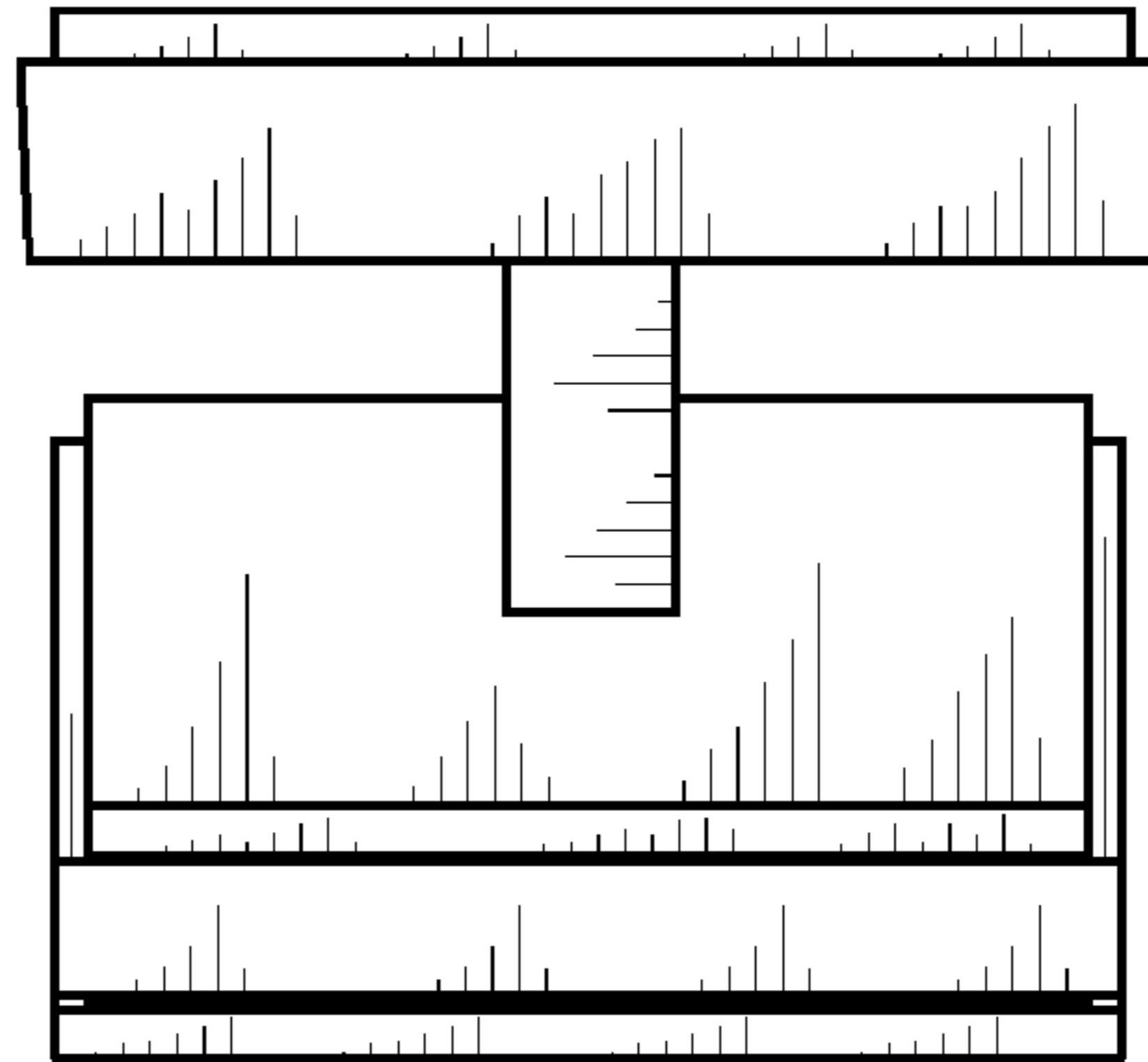


Fig. 5

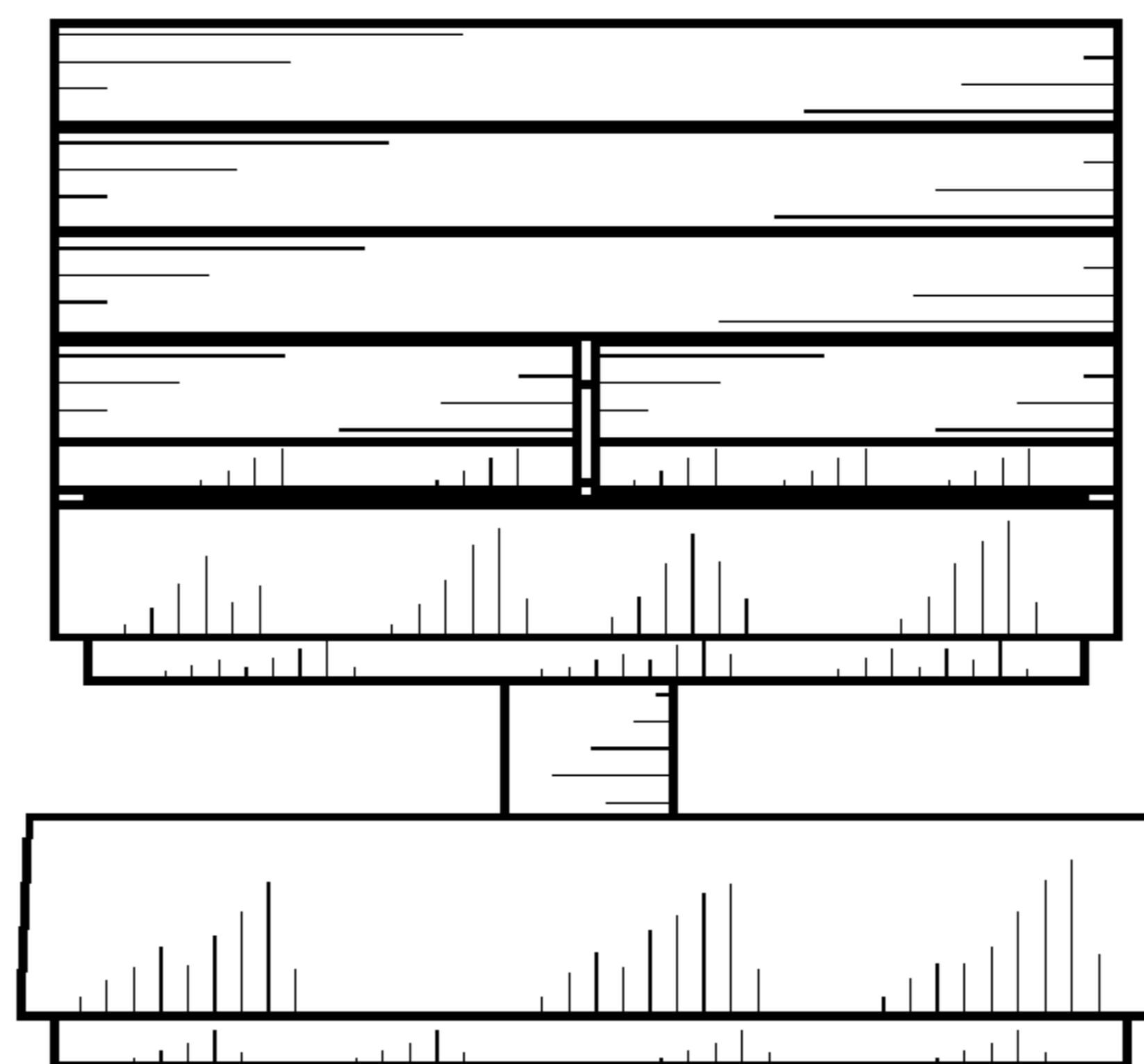


Fig. 6