

US00D647037S

(12) **United States Design Patent**
Lo

(10) **Patent No.:** **US D647,037 S**

(45) **Date of Patent:** **** Oct. 18, 2011**

(54) **TIRE TREAD**

Mohawk Comanche H/T Tire; 2005 Tread Design Guide, p. 85, Row 3, Item 4.*

(76) Inventor: **Tsai Jen Lo**, Chang-Hwa (TW)

* cited by examiner

(**) Term: **14 Years**

Primary Examiner — Garth Rademaker

(21) Appl. No.: **29/347,227**

(74) *Attorney, Agent, or Firm* — Rosenberg, Klein & Lee

(22) Filed: **Nov. 4, 2009**

(51) **LOC (9) Cl.** **12-15**

(52) **U.S. Cl.** **D12/588; D12/587**

(58) **Field of Classification Search** D12/500,
D12/502, 503, 568, 571, 574, 577-579, 586-591,
D12/604, 900, 901; 152/209.1, 209.3, 209.18,
152/209.19, 209.22, 209.25, 209.27, 209.28
See application file for complete search history.

(57) **CLAIM**

The ornamental design for a tire tread, as shown and described.

DESCRIPTION

(56) **References Cited**

U.S. PATENT DOCUMENTS

D261,497 S	*	10/1981	Baus et al.	D12/595
D390,513 S	*	2/1998	Guspodin et al.	D12/601
D402,240 S	*	12/1998	Hubbell, Jr.	D12/594
D421,415 S	*	3/2000	Weber	D12/595
D498,456 S	*	11/2004	Regallis et al.	D12/588
D621,779 S	*	8/2010	Yonetsu	D12/586

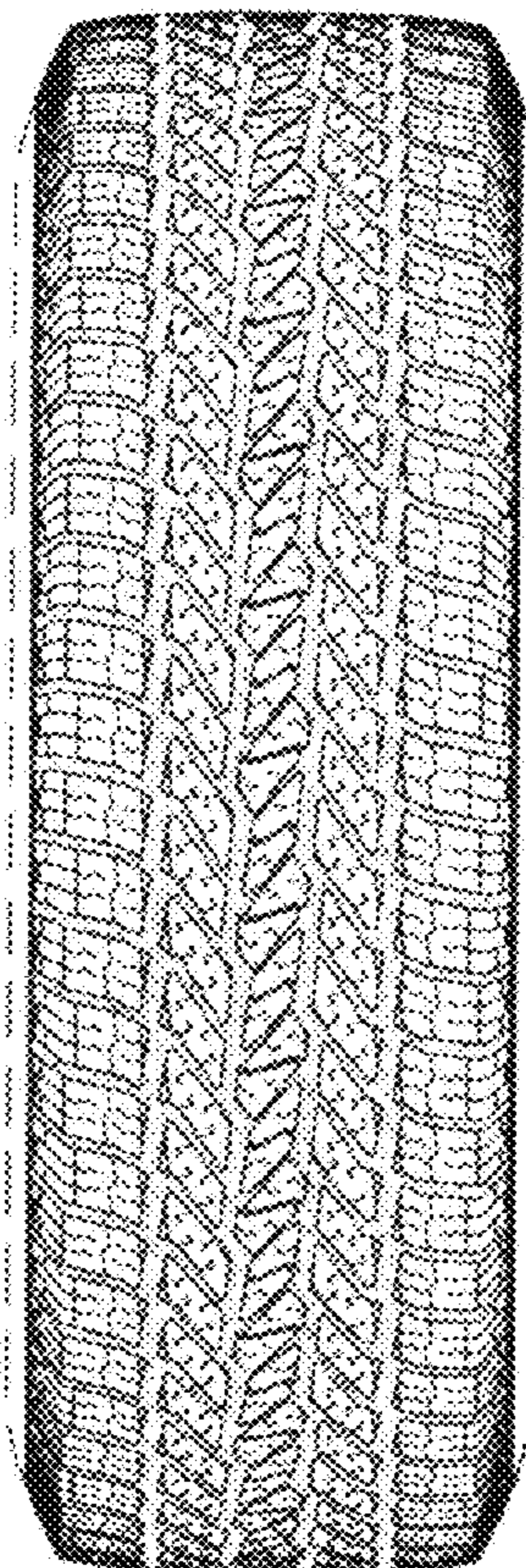
OTHER PUBLICATIONS

Cooper Trendsetter SE Tire; 2005 Tread Design Guide, p. 14, Row 1, Item 3.*

FIG. 1 is a perspective view of a tire tread showing my new design, it being understood that the tread pattern repeats uniformly throughout the outer circumference of the tire; FIG. 2 is a front elevation view thereof, the back elevation view being identical thereto; and, FIG. 3 is a right side elevation view thereof, the left side being identical thereto.

The broken lines depict environmental subject matter only and form no part of the claimed design.

1 Claim, 3 Drawing Sheets



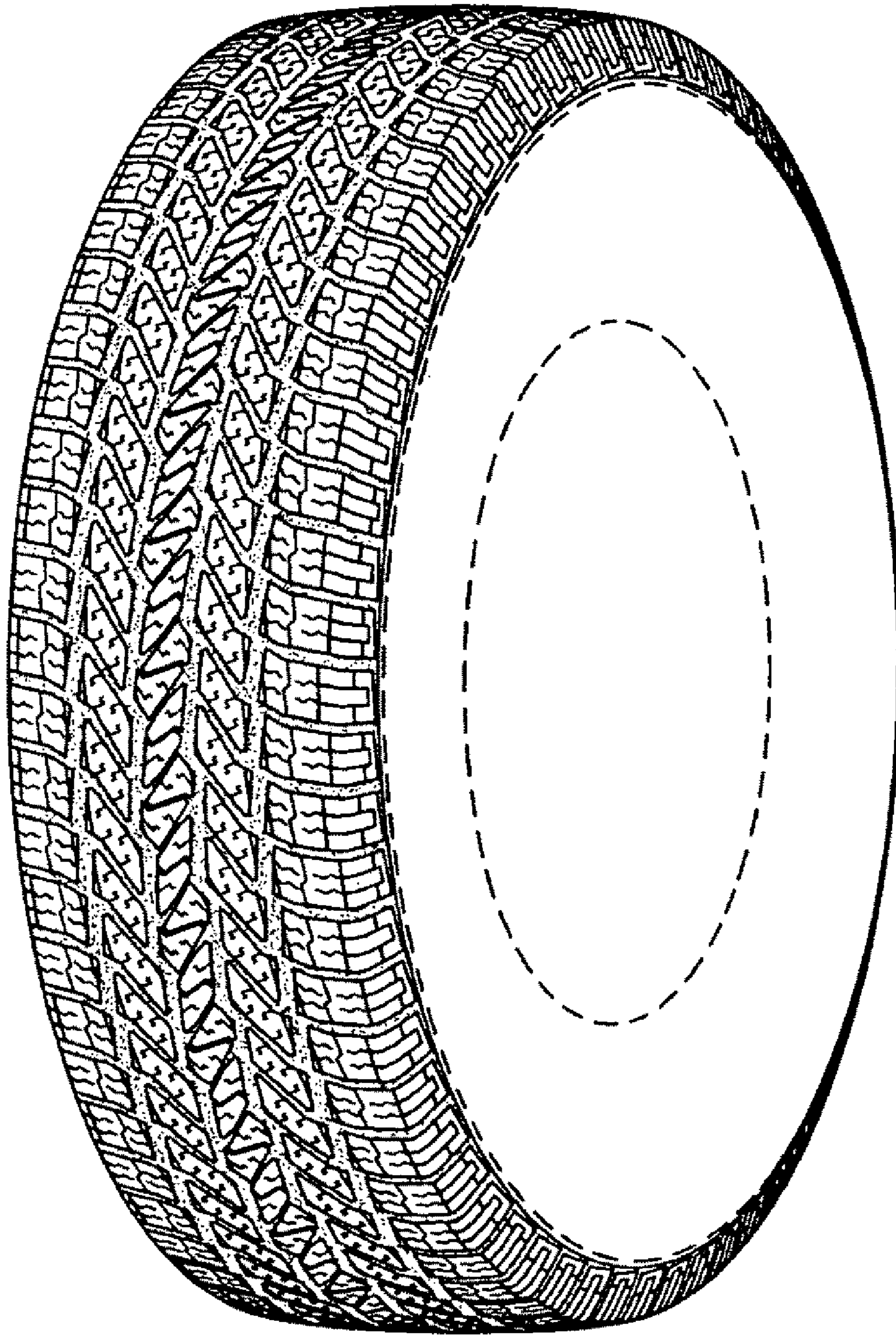


Fig. 1

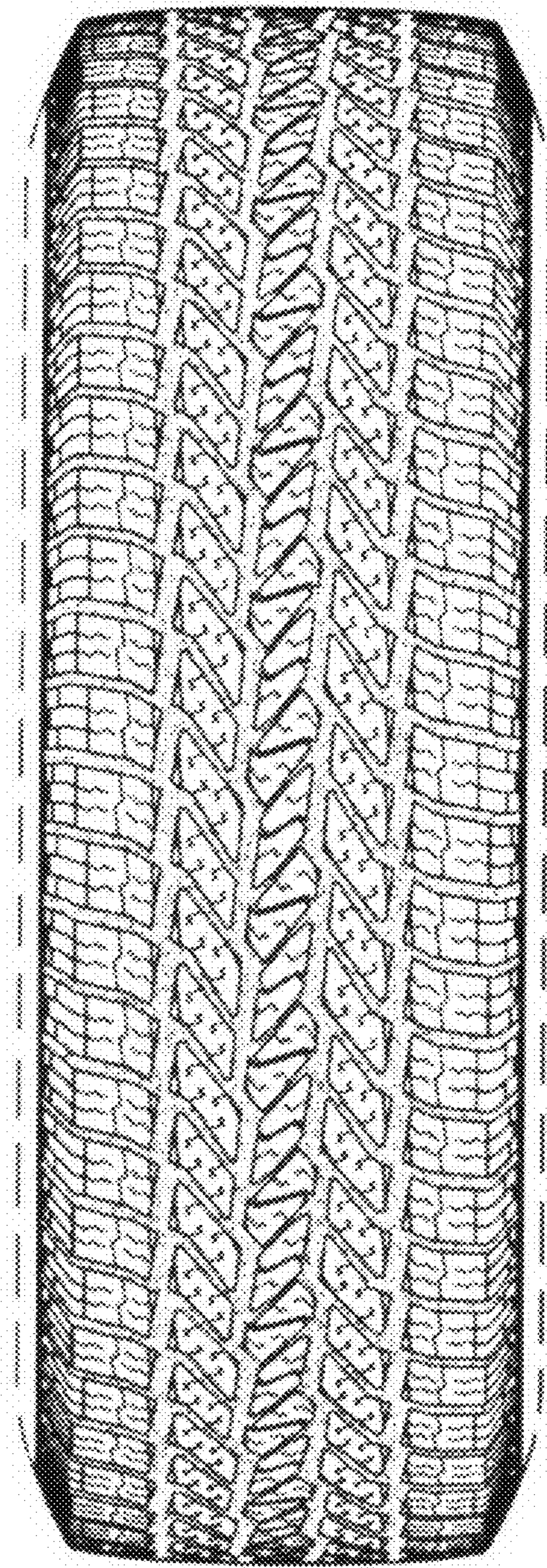


Fig. 2

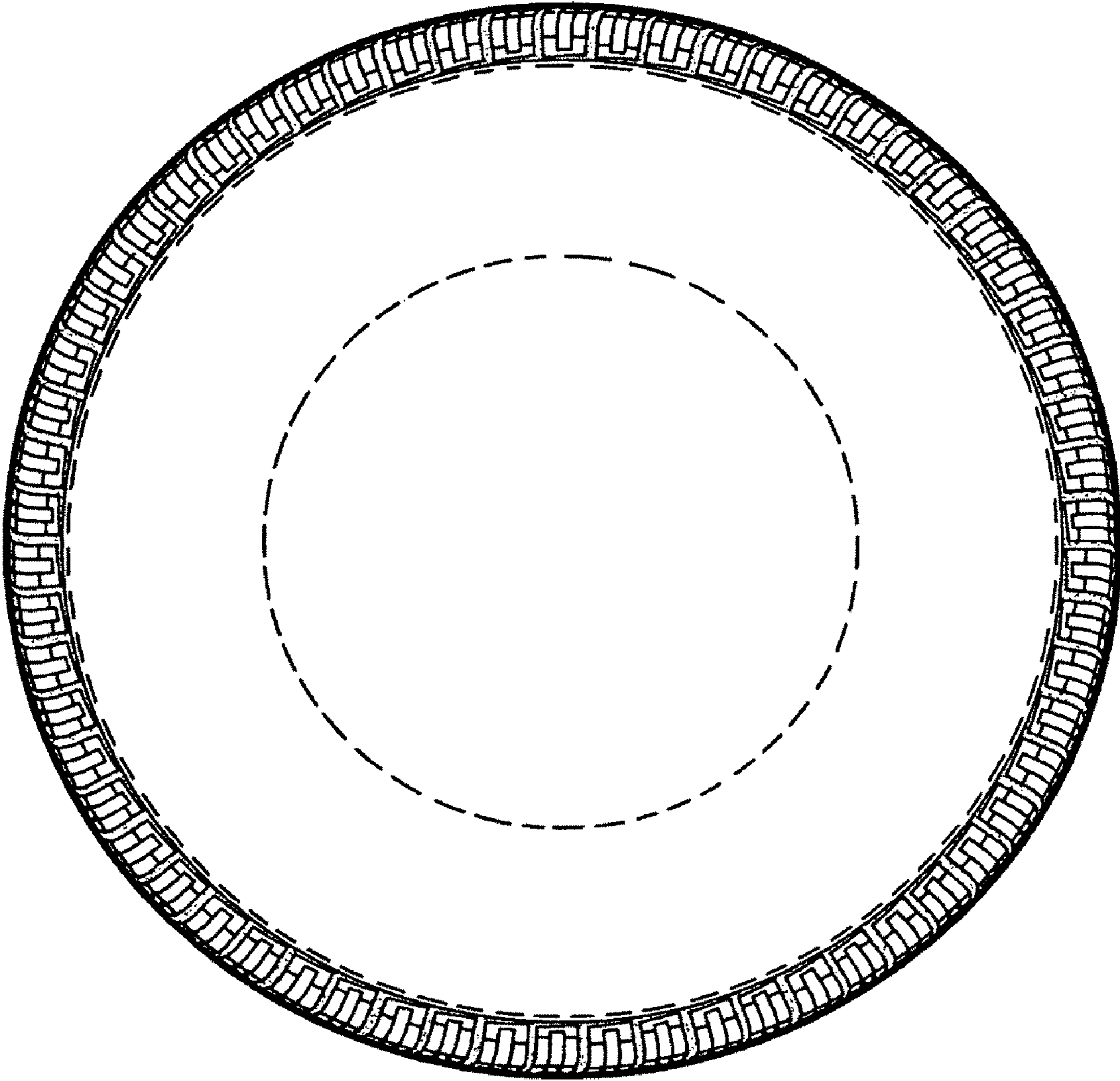


Fig. 3