



US00D647034S

(12) **United States Design Patent**
Iwasaki

(10) **Patent No.:** **US D647,034 S**
(45) **Date of Patent:** **** Oct. 18, 2011**

- (54) **TIRE FOR AUTOMOBILE**
- (75) Inventor: **Satoshi Iwasaki**, Hyogo-Ken (JP)
- (73) Assignee: **The Goodyear Tire & Rubber Company**, Akron, OH (US)
- (**) Term: **14 Years**
- (21) Appl. No.: **29/392,765**
- (22) Filed: **May 26, 2011**

D572,187 S *	7/2008	Himuro	D12/587
D578,059 S	10/2008	Fujita	D12/588
D579,865 S	11/2008	Matsuyama et al.	D12/586
D581,351 S	11/2008	Morrison et al.	D12/588
D582,836 S	12/2008	Harvey et al.	D12/512
D583,310 S	12/2008	Dixon et al.	D12/588
D585,364 S	1/2009	Shondel et al.	D12/600
D598,365 S	8/2009	Tagashira et al.	D12/521
D607,812 S	1/2010	Dixon et al.	D12/587
D610,969 S	3/2010	Dixon et al.	D12/587
D614,119 S *	4/2010	Umstot et al.	D12/588
D627,711 S *	11/2010	Grote	D12/586

* cited by examiner

(30) **Foreign Application Priority Data**

Dec. 3, 2010 (JP) 2010-028909

- (51) **LOC (9) Cl.** **12-15**
- (52) **U.S. Cl.** **D12/586**
- (58) **Field of Classification Search** D12/568-603,
D12/900-901, 551-556; 152/209.1-209.28,
152/455

See application file for complete search history.

(56) **References Cited**

U.S. PATENT DOCUMENTS

D265,186 S *	6/1982	Karlyn et al.	D12/587
D280,091 S *	8/1985	Fetty et al.	D12/586
D283,214 S *	4/1986	Sladky	D12/586
D284,276 S *	6/1986	Candiliotis	D12/587
D299,330 S *	1/1989	Wallet	D12/586
D299,331 S *	1/1989	Wallet	D12/586
D318,830 S *	8/1991	Manestar	D12/587
D365,058 S *	12/1995	McKisson	D12/586
D379,786 S	6/1997	Brown et al.	D12/146
D391,205 S	2/1998	Schad et al.	D12/147
D400,135 S *	10/1998	Blankenship et al.	D12/586
D421,243 S *	2/2000	Cho et al.	D12/587
D460,406 S *	7/2002	Guspodin	D12/586
D491,129 S	6/2004	Maxwell	D12/553
D504,657 S	5/2005	Allen et al.	D12/579
D531,113 S	10/2006	Dixon et al.	D12/587
D531,114 S	10/2006	Dixon et al.	D12/587
D535,611 S	1/2007	Sundkvist et al.	D12/588
D549,155 S	8/2007	Umstot et al.	D12/512
D557,656 S *	12/2007	Iwabuchi	D12/588
D560,599 S	1/2008	Dixon et al.	D12/587
D571,281 S	6/2008	Murata et al.	D12/519

Primary Examiner — Stacia Cadmus

(74) *Attorney, Agent, or Firm* — Richard B. O'Planick

(57) **CLAIM**

The ornamental design for a tire for automobile, as shown and described.

DESCRIPTION

FIG. 1 is a perspective view of a tire for automobile showing my new design, it being understood that the pattern repeats uniformly throughout the circumference of the tread;

FIG. 2 is a front elevational view thereof;

FIG. 3 is a right side elevational view thereof; the opposite side elevational view being identical thereto;

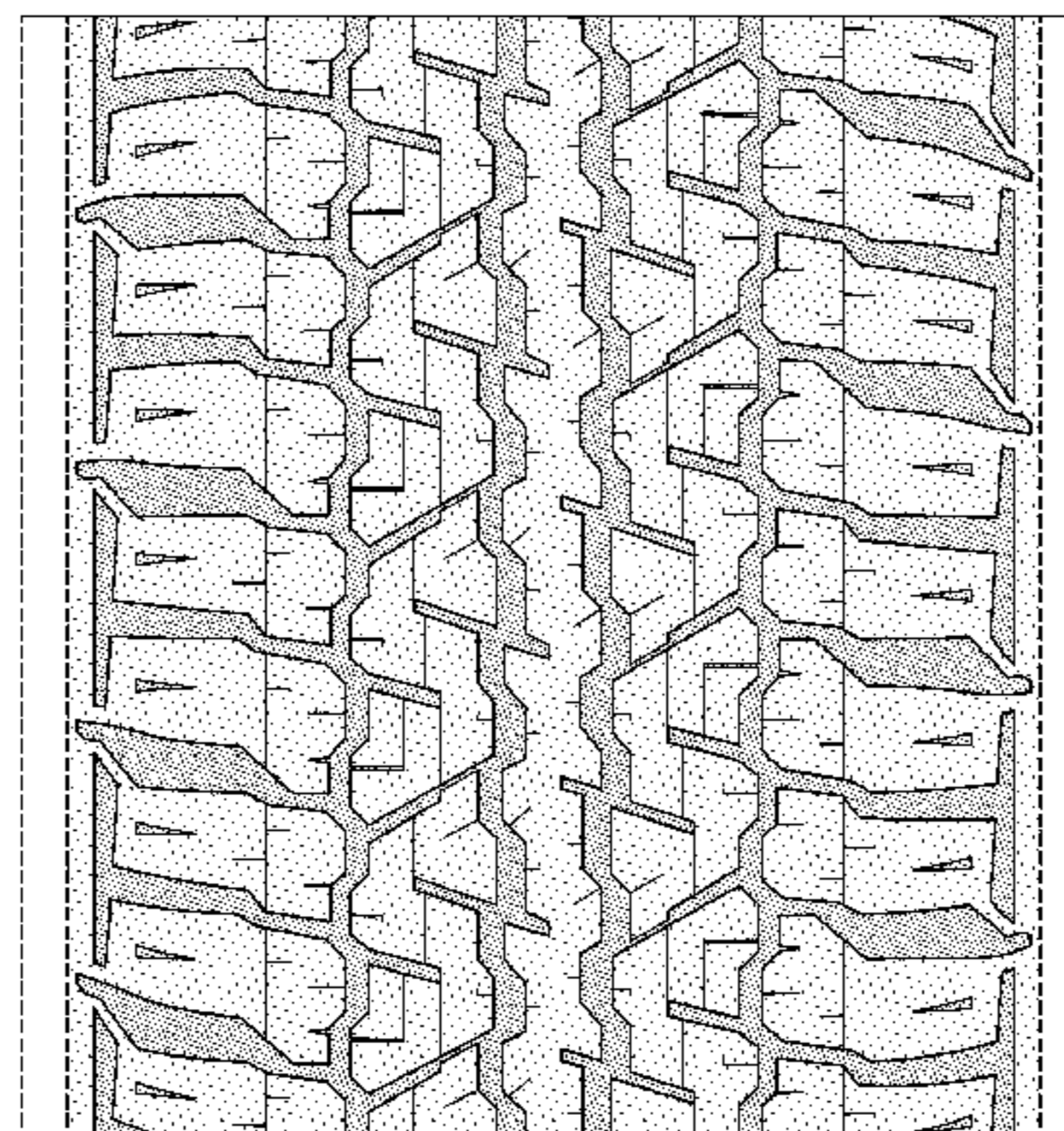
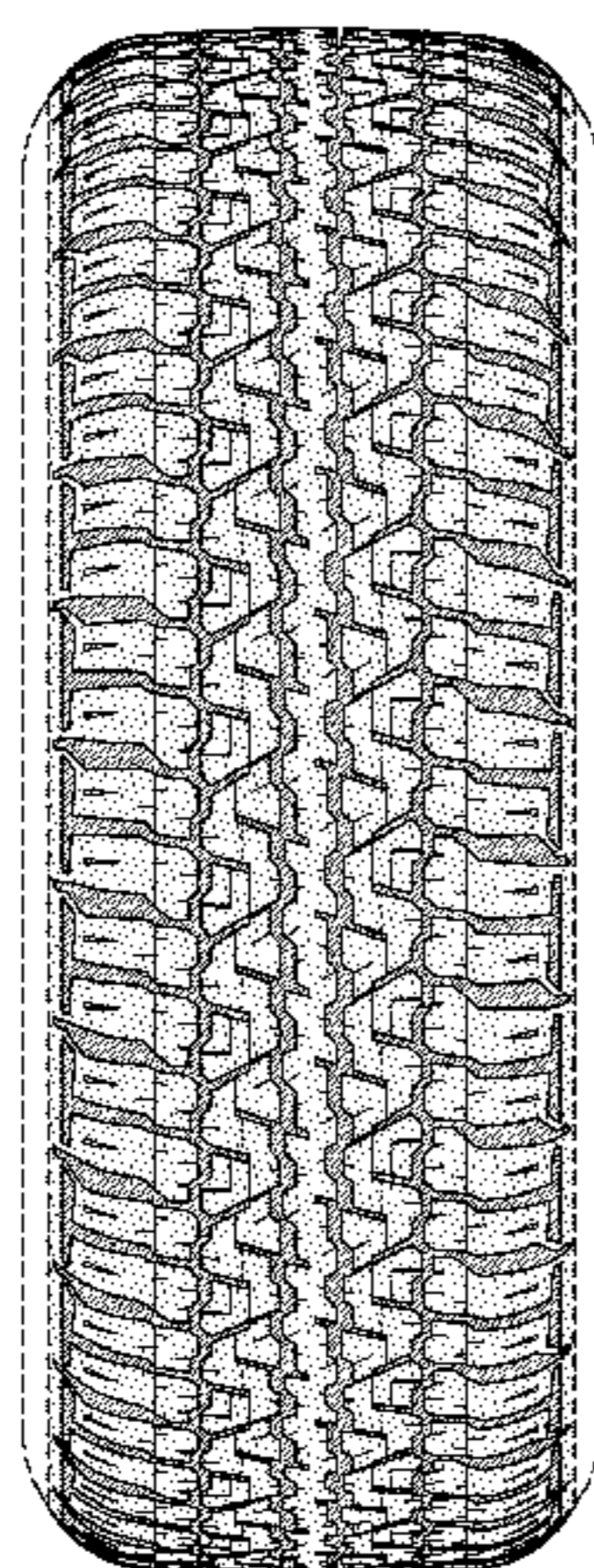
FIG. 4 is an enlarged fragmentary front elevational view thereof;

FIG. 5 is a perspective view of a second embodiment of a tire for automobile showing my new design, it being understood that the pattern repeats uniformly throughout the circumference of the tread and that the opposite side view is identical thereto; and,

FIG. 6 is a front elevational view of a second embodiment, it being understood that an enlarged fragmentary view thereof would be substantially identical to that shown in FIG. 4, with the exception of the inclusion of the sidewall in solid lines.

In the drawings, the broken lines showing of the sidewall, inner bead and the peripheral boundary between the tire tread and the sidewall in FIGS. 1 through 4 depict environmental subject matter and form no part of the claimed design.

1 Claim, 6 Drawing Sheets



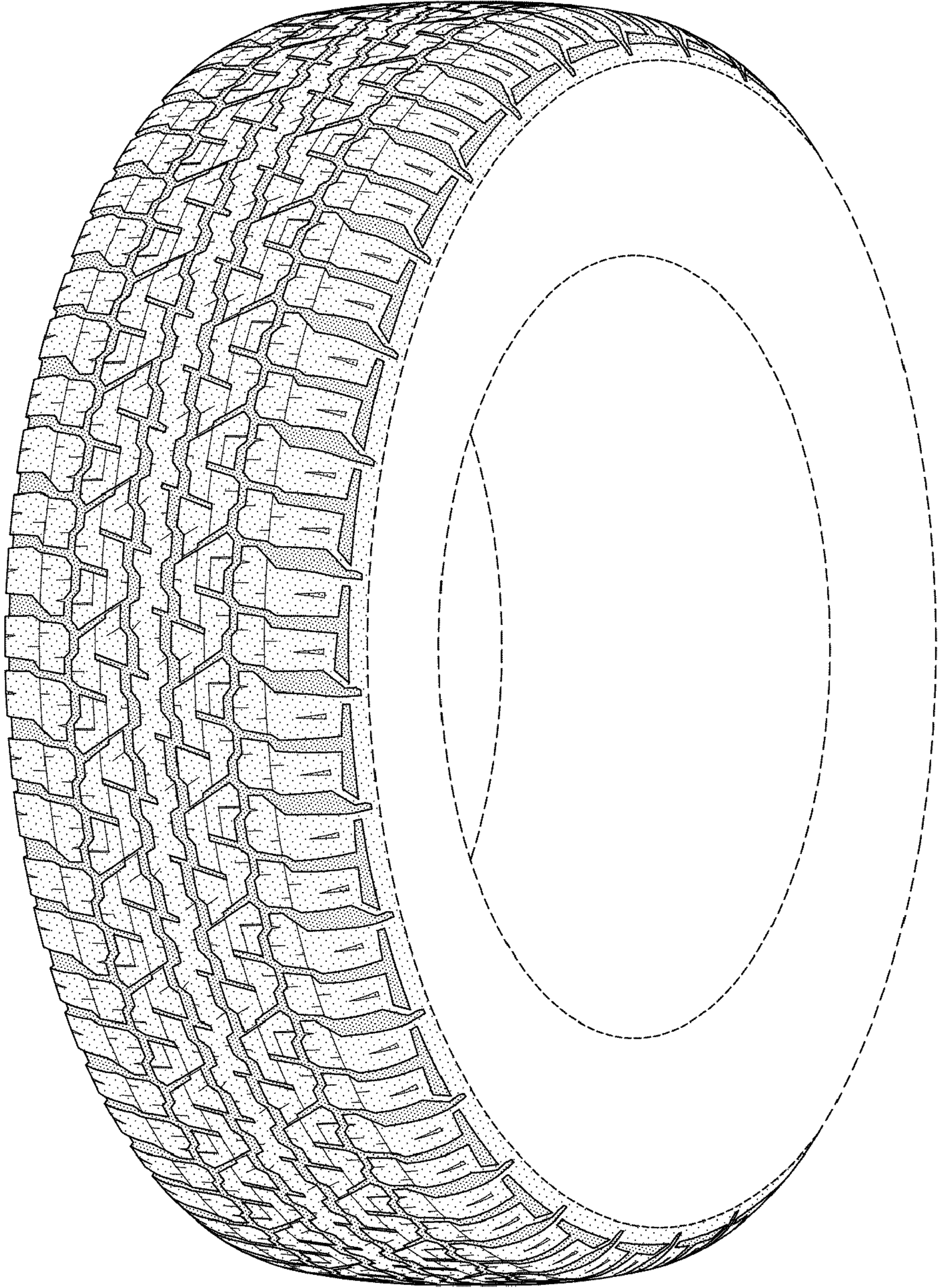


FIG-1

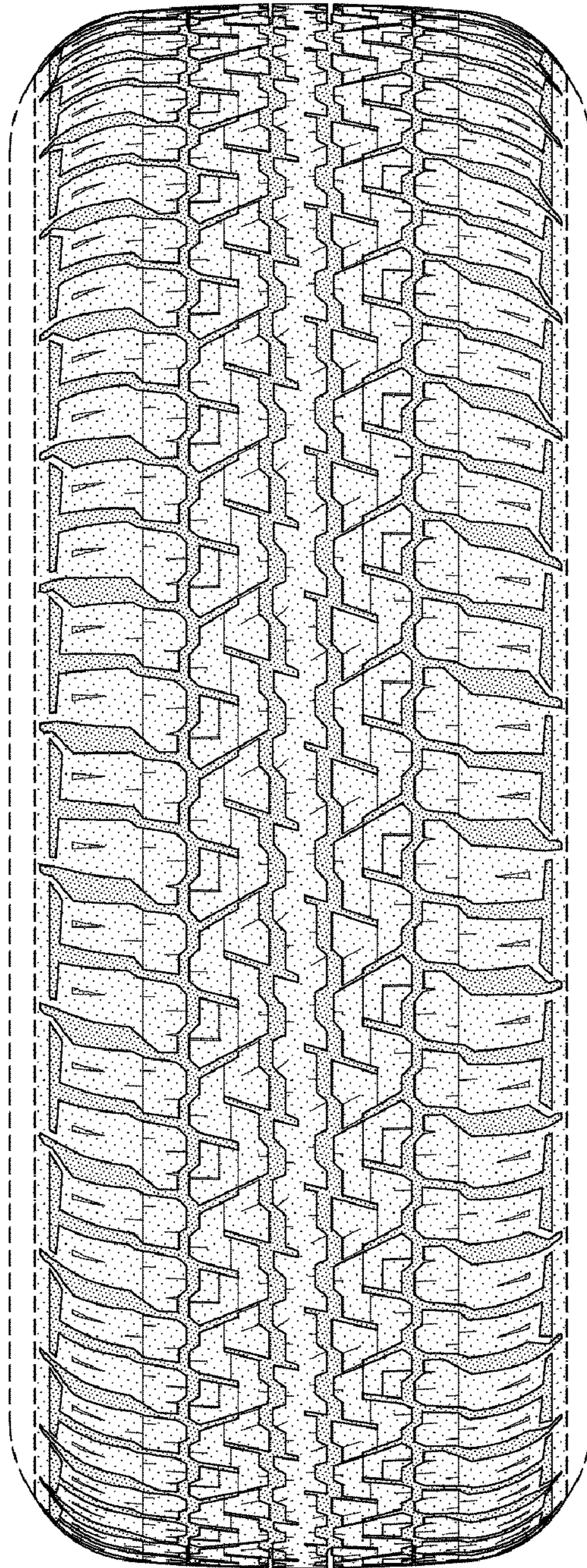


FIG-2

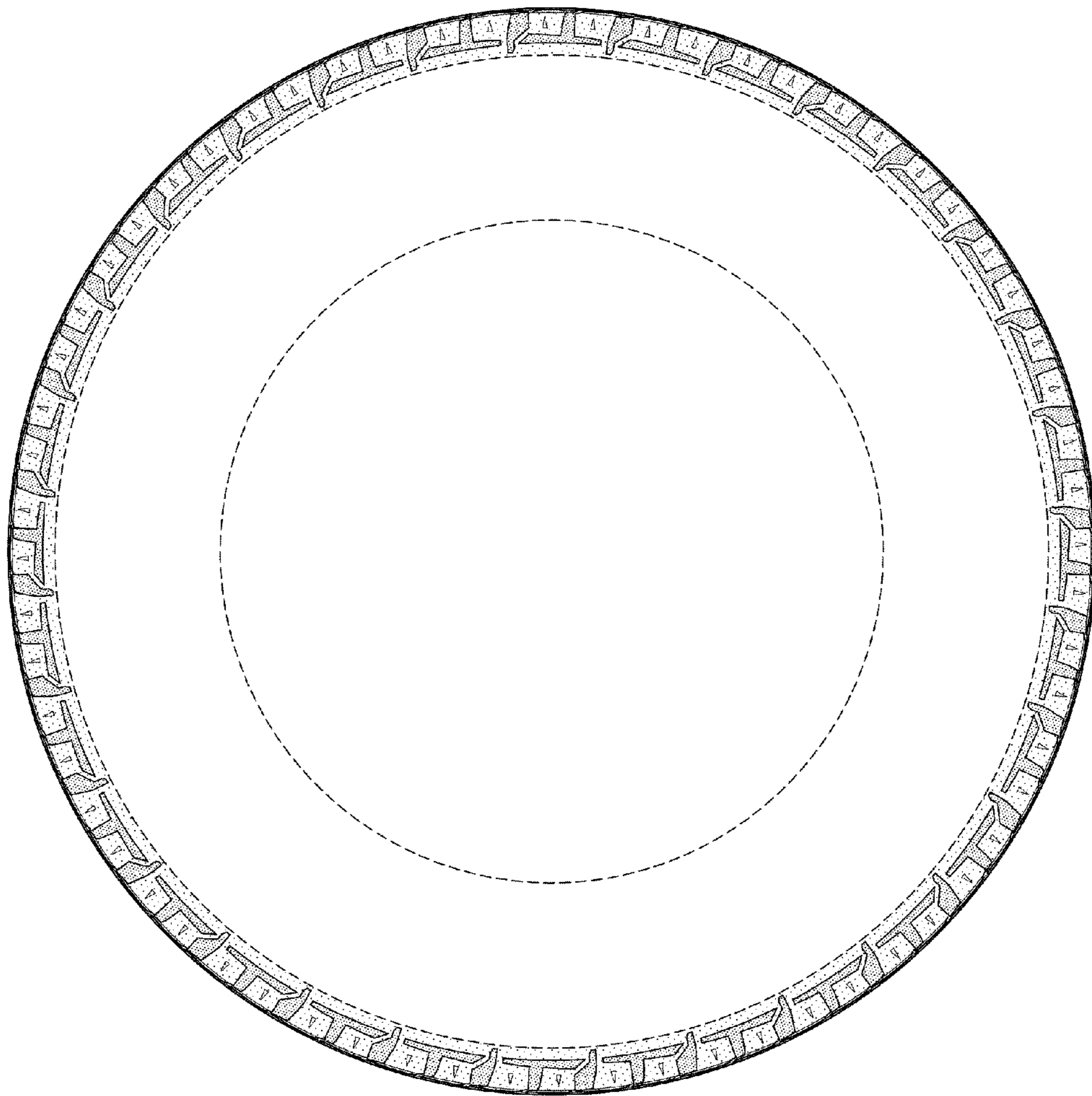


FIG-3

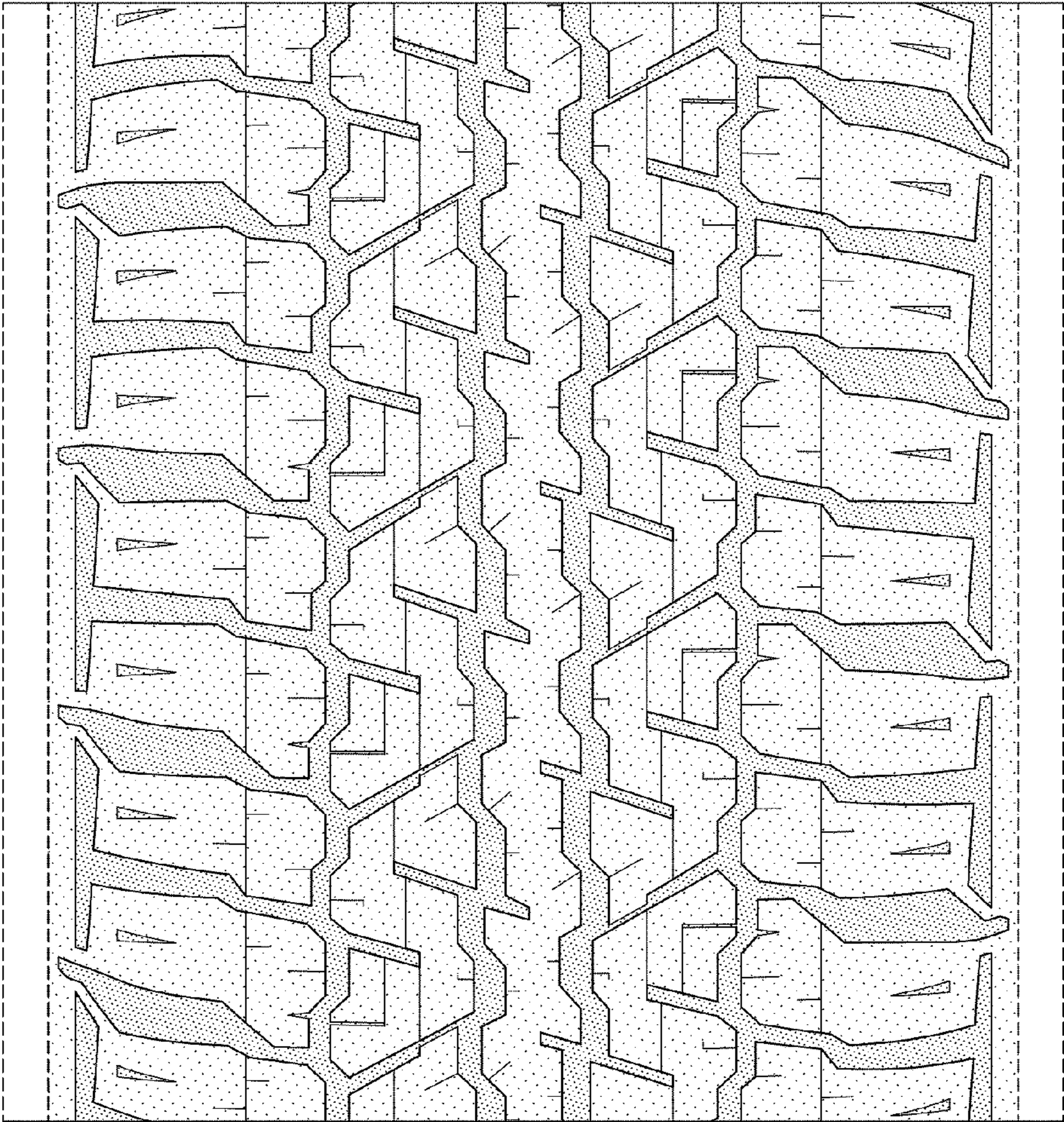


FIG-4

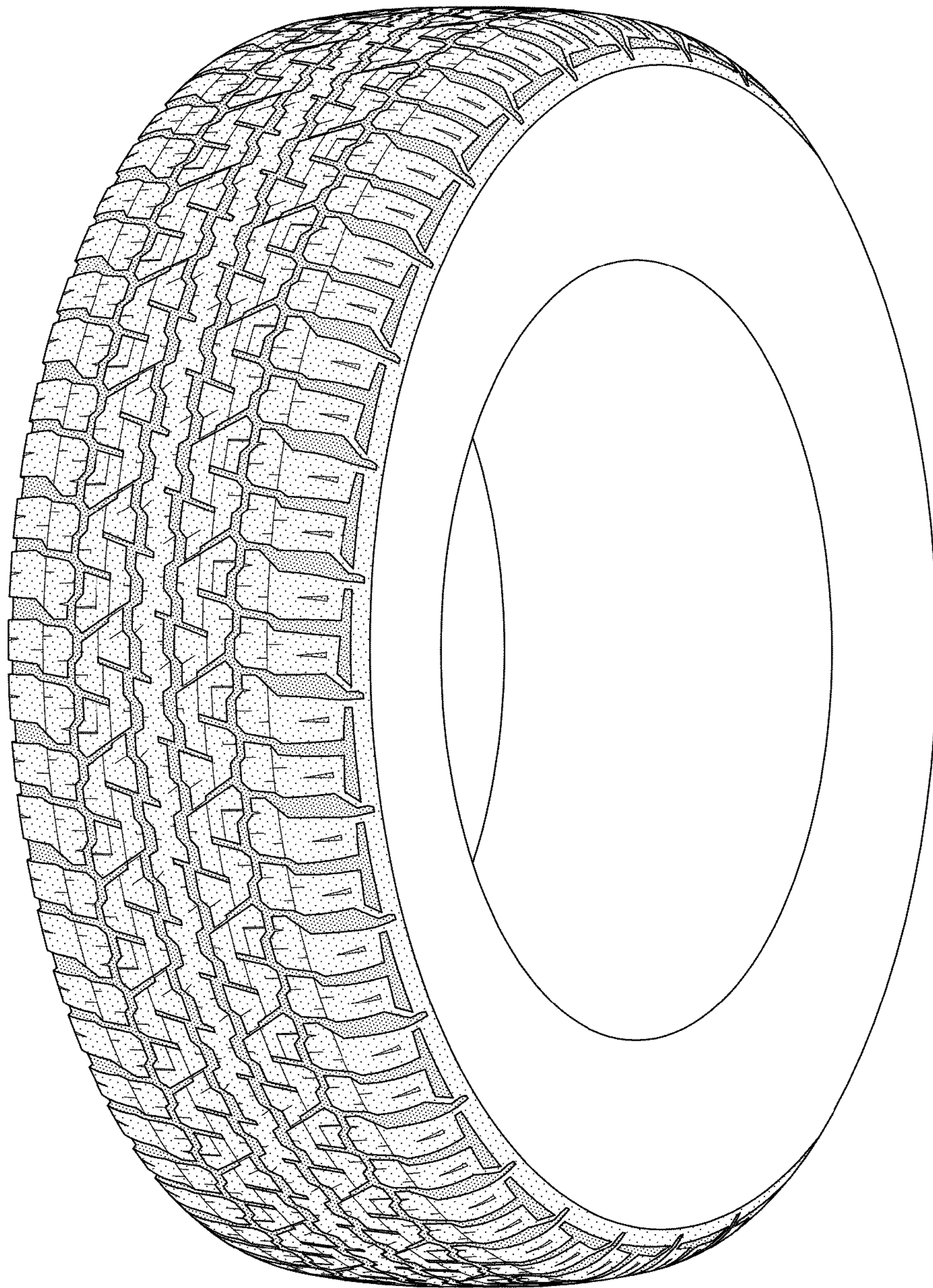


FIG-5

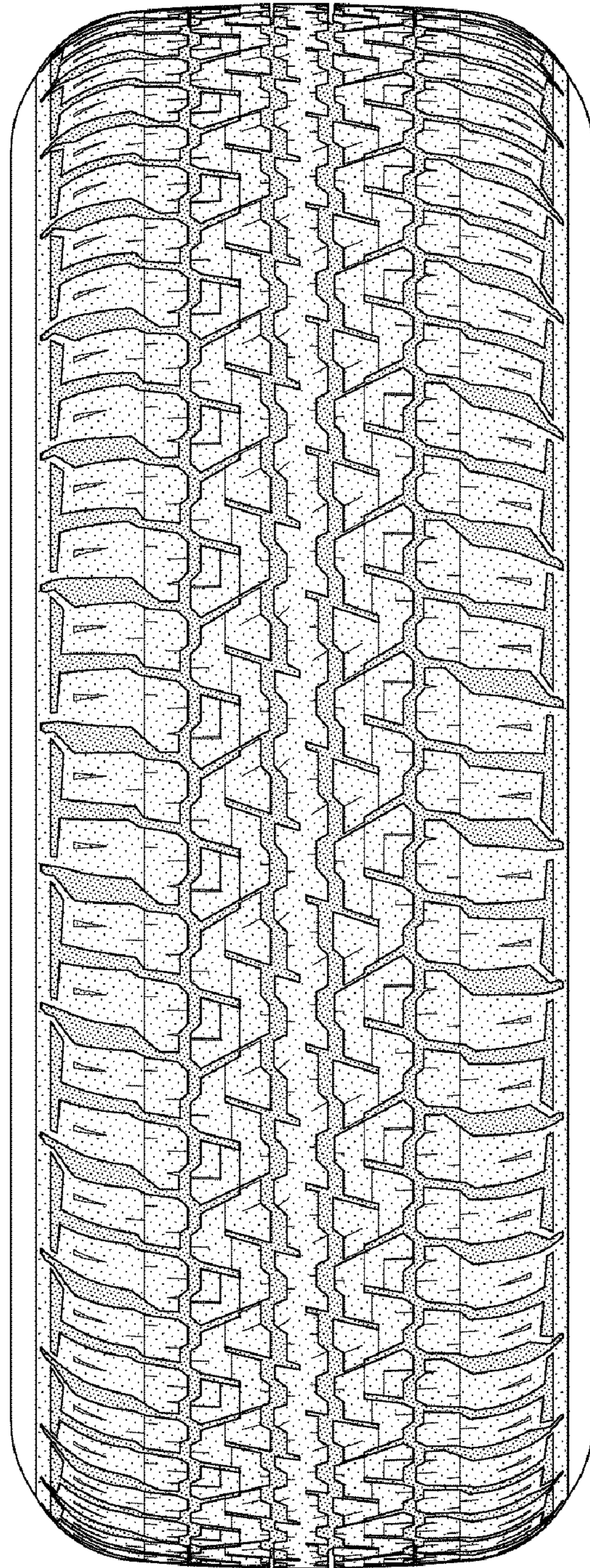


FIG-6