



US00D647032S

(12) **United States Design Patent**  
**Ebel et al.**

(10) **Patent No.:** **US D647,032 S**

(45) **Date of Patent:** **\*\* Oct. 18, 2011**

(54) **TIRE TREAD**

(75) Inventors: **Benjamin E. Ebel**, Greenville, SC (US);  
**Anthony J. McPherson**, Piedmont, SC  
(US)

(73) Assignees: **Michelin Recherche et Technique**,  
Granges-Paccot (CH); **Societe de**  
**Technologie Michelin**,  
Clermont-Ferrand (FR)

(\*\*) Term: **14 Years**

(21) Appl. No.: **29/364,340**

(22) Filed: **Jun. 22, 2010**

(51) **LOC (9) Cl.** ..... **12-16**

(52) **U.S. Cl.** ..... **D12/584**

(58) **Field of Classification Search** ..... D12/582-585,  
D12/571, 579; 152/209.1, 209.12, 209.18,  
152/209.25

See application file for complete search history.

(56) **References Cited**

**U.S. PATENT DOCUMENTS**

D380,425 S \* 7/1997 Brown et al. .... D12/582  
D430,831 S \* 9/2000 Edwards ..... D12/585

**OTHER PUBLICATIONS**

Michelin LTX A/T2, www.michelinman.com, as least as of May 10,  
2010, 4 pgs.

\* cited by examiner

*Primary Examiner* — Caron D Veynar

*Assistant Examiner* — George D Kirschbaum

(74) *Attorney, Agent, or Firm* — Dority & Manning, P.A.

(57) **CLAIM**

The ornamental design for a tire tread, as shown and  
described.

**DESCRIPTION**


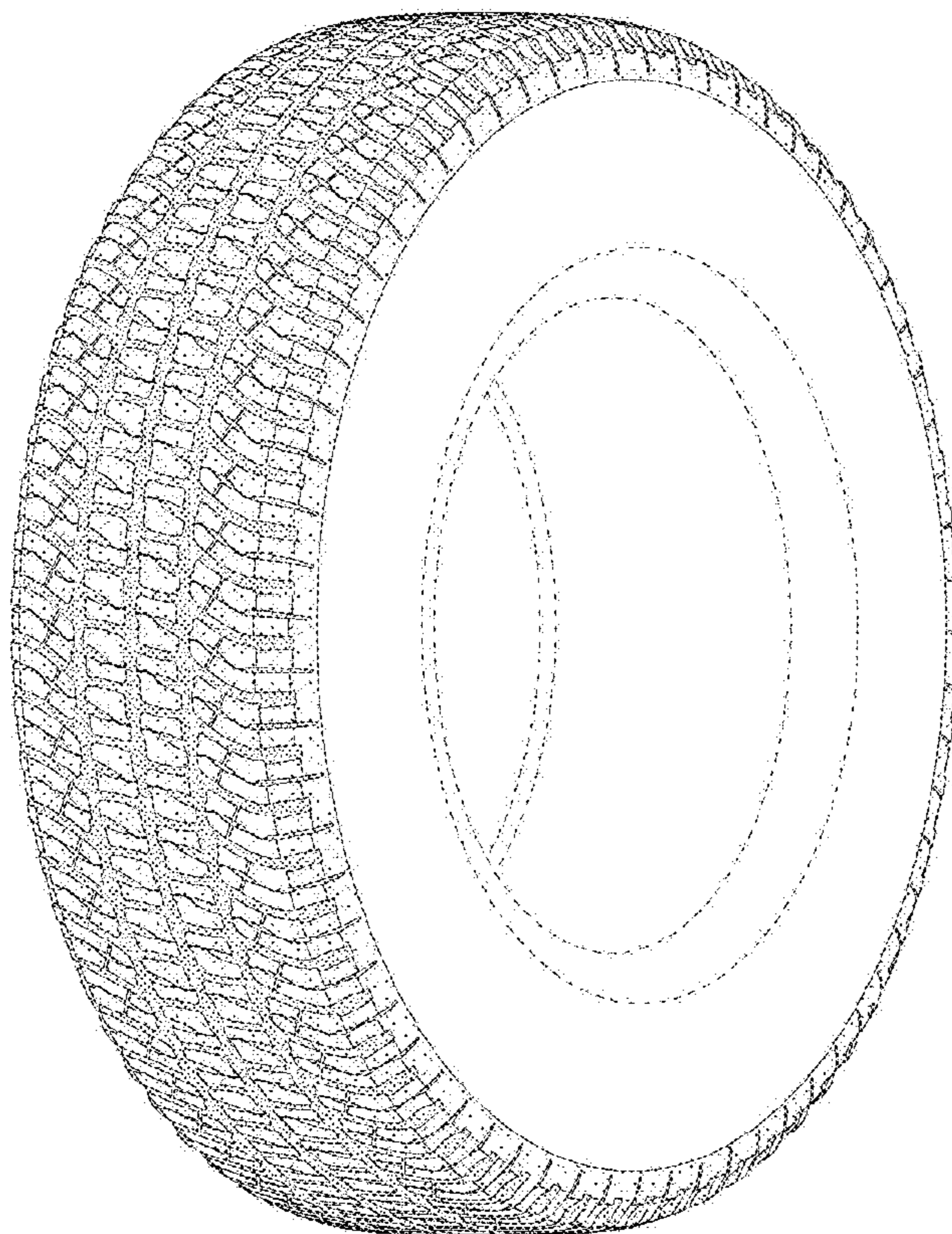
FIG. 1 is a perspective view of a tire tread showing our new  
design, it being understood that the tread pattern repeats  
circumferentially throughout the outer circumference and  
shoulder of the tire, the opposite side perspective being iden-  
tical thereto;

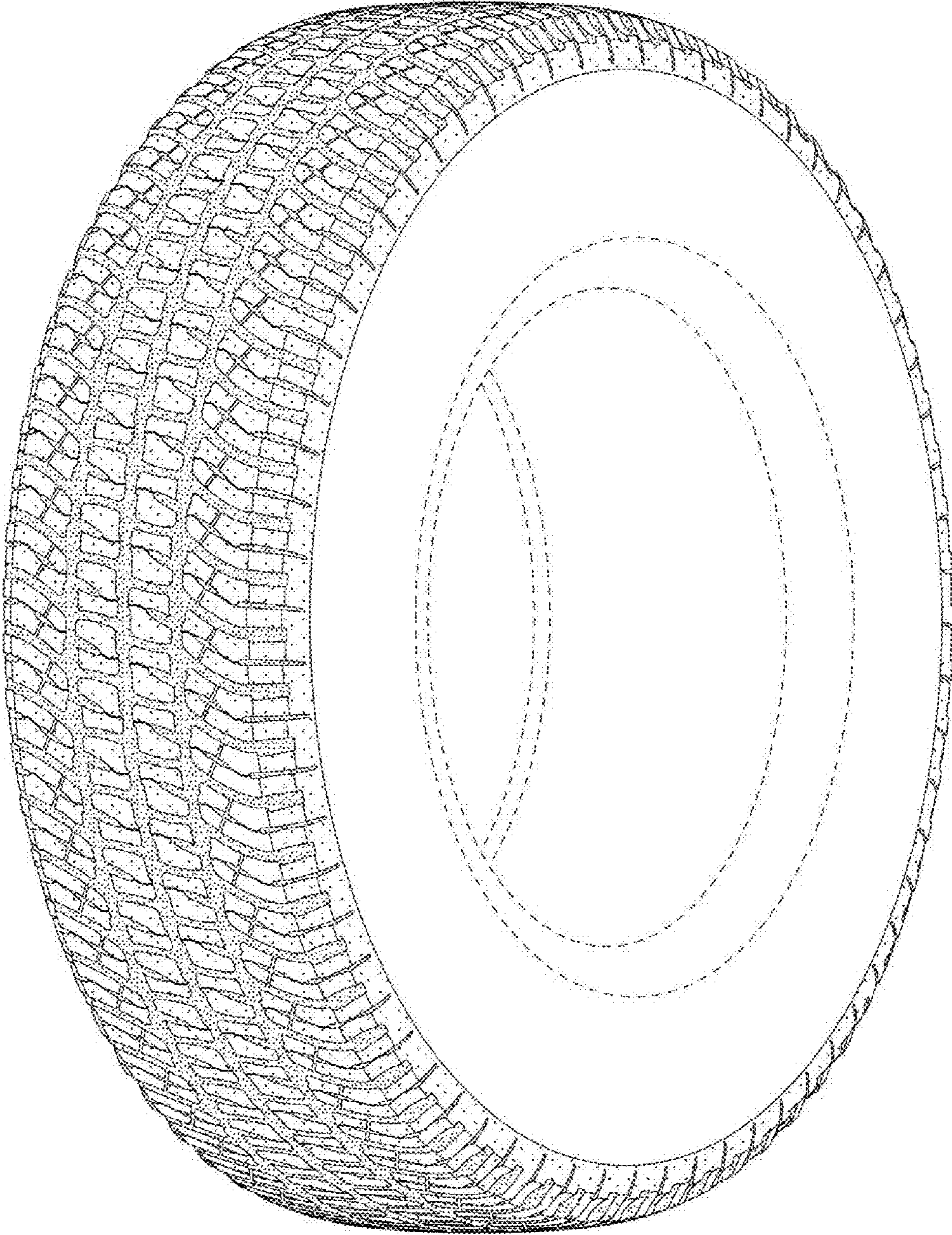
FIG. 2 is a front elevation view thereof; and,

FIG. 3 is a side elevation view of the right side thereof.

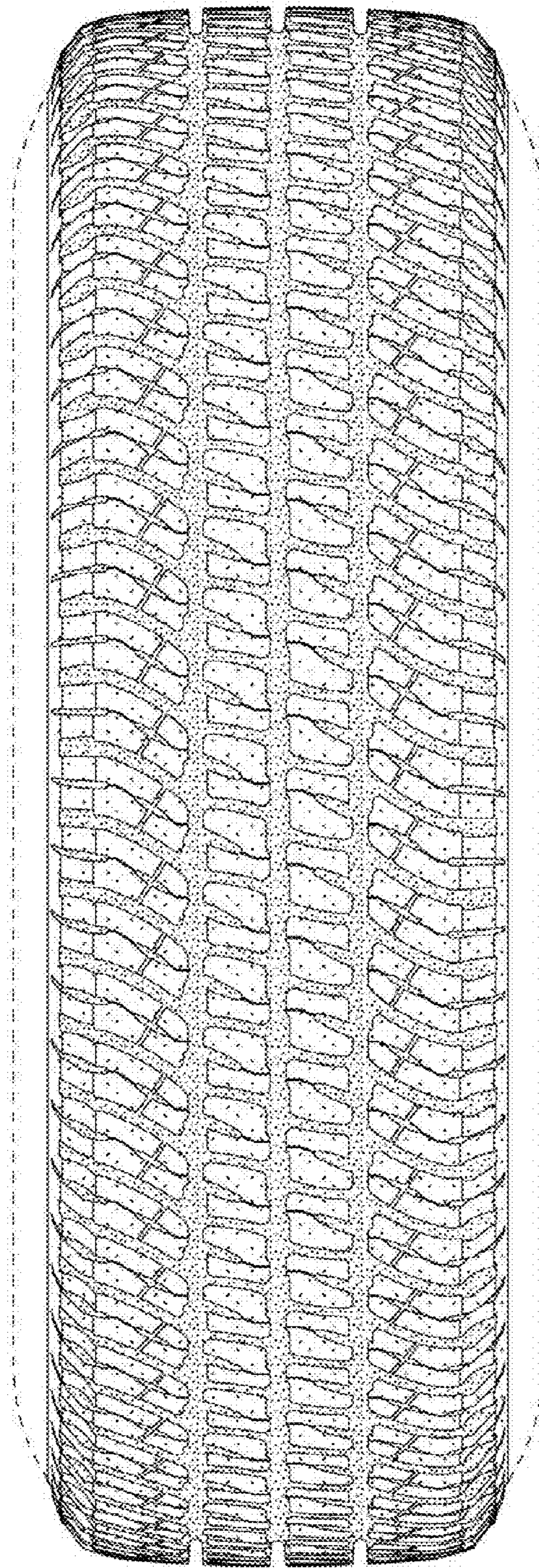
In the drawings, the dark stippled surface shading represents  
the recessed groove portions of the tire tread having a depth as  
best illustrated along the top and bottom edges of FIG. 2. In  
the drawings, the broken line disclosure of the tire sidewall  
and inner bead depicts environmental structure and forms no  
part of the claimed design.

**1 Claim, 3 Drawing Sheets**

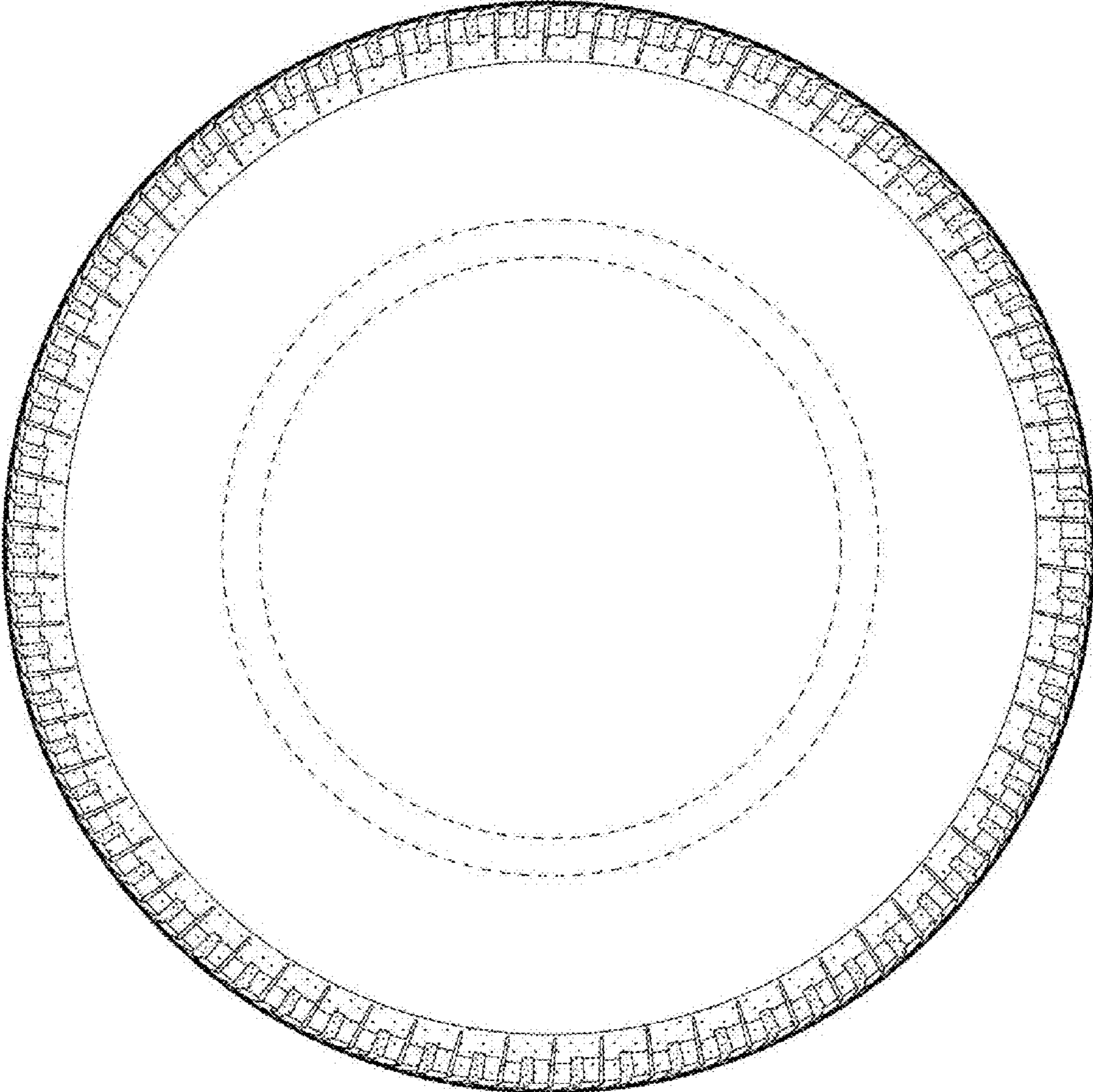




*Fig. 1*



*Fig. 2*



*Fig. 3*