



US00D647016S

(12) **United States Design Patent**
Medina et al.

(10) **Patent No.:** **US D647,016 S**

(45) **Date of Patent:** **** Oct. 18, 2011**

(54) **QUARTER FENDER**

(75) Inventors: **Dimitri T. Medina**, Plano, TX (US);
Chadd T. Christian, Lake Dallas, TX
(US)

(73) Assignee: **PACCAR Inc**, Bellevue, WA (US)

(**) Term: **14 Years**

(21) Appl. No.: **29/388,476**

(22) Filed: **Mar. 29, 2011**

(51) **LOC (9) Cl.** **12-08**

(52) **U.S. Cl.** **D12/181**

(58) **Field of Classification Search** D12/181,
D12/191, 196, 400, 190, 88; 280/727, 770,
280/848; 296/180.1-180.5, 91; 180/903
See application file for complete search history.

(56) **References Cited**

U.S. PATENT DOCUMENTS

D366,640 S *	1/1996	Tucker et al.	D12/184
D382,844 S	8/1997	Norwood	
D422,957 S *	4/2000	Damon et al.	D12/196
D424,495 S *	5/2000	Damon et al.	D12/196
D424,496 S *	5/2000	Damon et al.	D12/196
D431,511 S *	10/2000	Damon et al.	D12/196
D431,806 S	10/2000	Damon	
D433,967 S	11/2000	Delashaw	
D433,980 S *	11/2000	Conway et al.	D12/196
D434,348 S	11/2000	Delashaw	
D434,358 S	11/2000	Conway	
D435,237 S *	12/2000	Damon et al.	D12/196
D482,993 S *	12/2003	Conway et al.	D12/184
D491,858 S	6/2004	Velazco	
D502,904 S *	3/2005	Delashaw et al.	D12/184

D524,204 S *	7/2006	Beigel	D12/184
D531,948 S	11/2006	Angelo	
D532,731 S	11/2006	Angelo	
D540,727 S	4/2007	Elliott	
D545,255 S	6/2007	Angelo	
D563,853 S *	3/2008	Rosen et al.	D12/184
D566,635 S	4/2008	Rosen	
D566,639 S	4/2008	Elliott	
D597,908 S *	8/2009	Raghavendran et al.	D12/181
D621,756 S	8/2010	Angelo	
D637,536 S *	5/2011	Peltola et al.	D12/190

* cited by examiner

Primary Examiner — Caron D Veynar

Assistant Examiner — Katrina Kile

(74) *Attorney, Agent, or Firm* — Christensen O'Connor
Johnson Kindness PLLC

(57) **CLAIM**

The ornamental design for a quarter fender, as shown and described.

DESCRIPTION

FIG. 1 is a perspective view of a quarter fender according to our new design;

FIG. 2 is a top view of the quarter fender of FIG. 1;


FIG. 3 is a side view of the quarter fender taken from the left side of FIG. 1; and,

FIG. 4 is a front view of the quarter fender of FIG. 1.

The bottom and rear of the quarter fender is unornamented.

FIGS. 1-4 illustrate a first embodiment of our novel design suitable for use on the left side of a vehicle. Our novel design also includes a second embodiment suitable for use on the right side of a vehicle, which is mirror symmetrical to FIGS. 1-4 and therefore not separately illustrated.

1 Claim, 4 Drawing Sheets



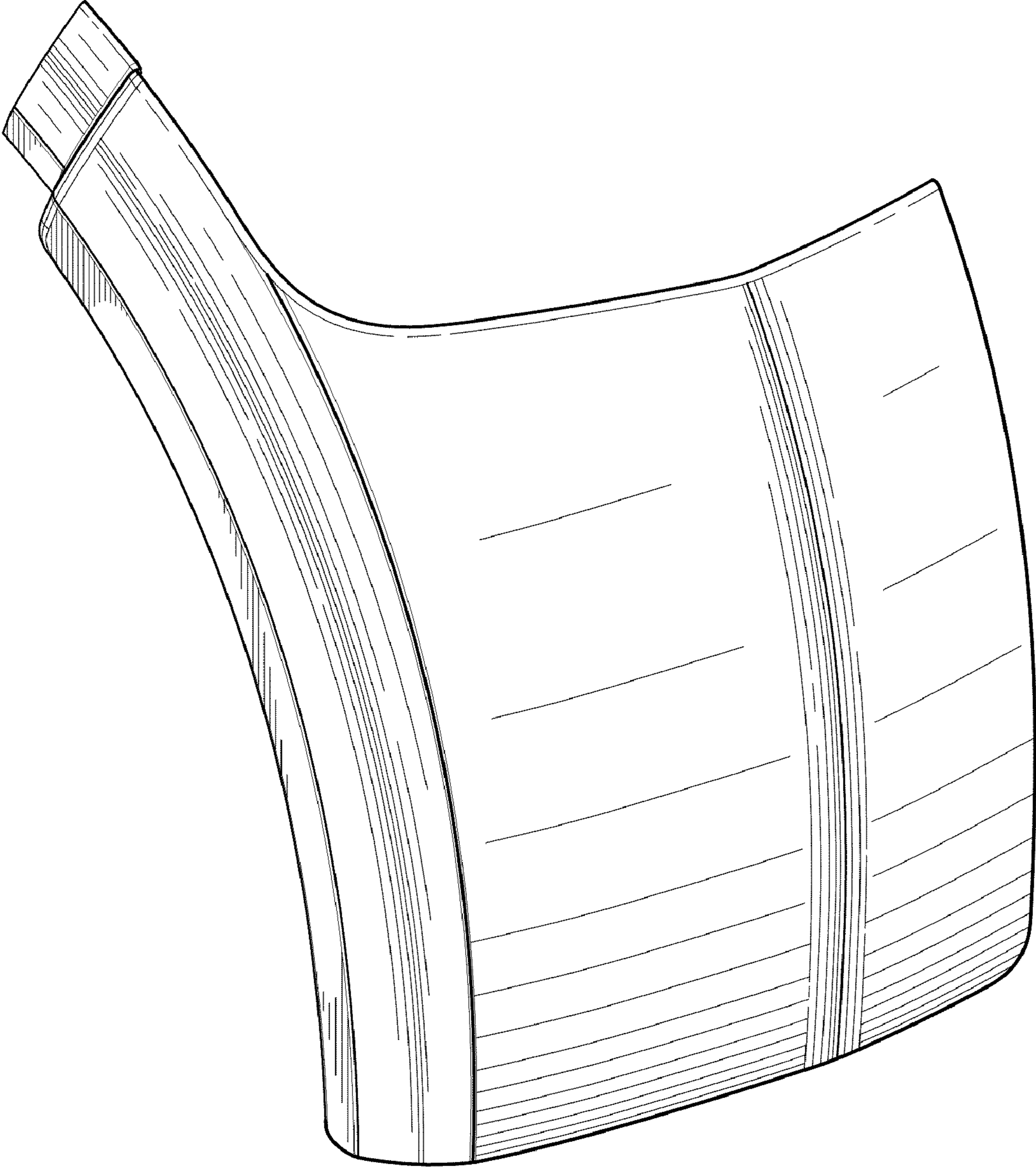


Fig. 1.

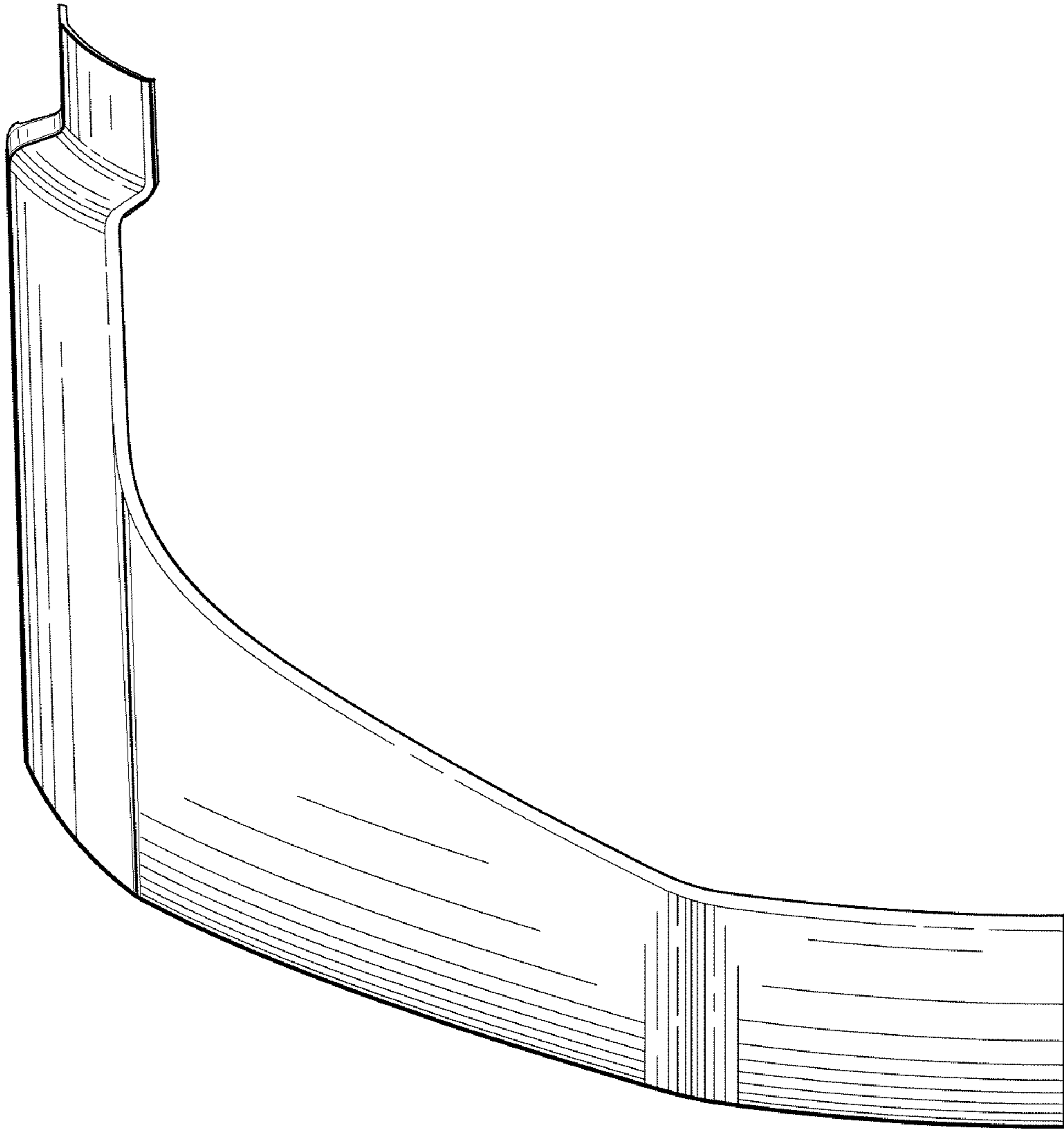


Fig. 2.

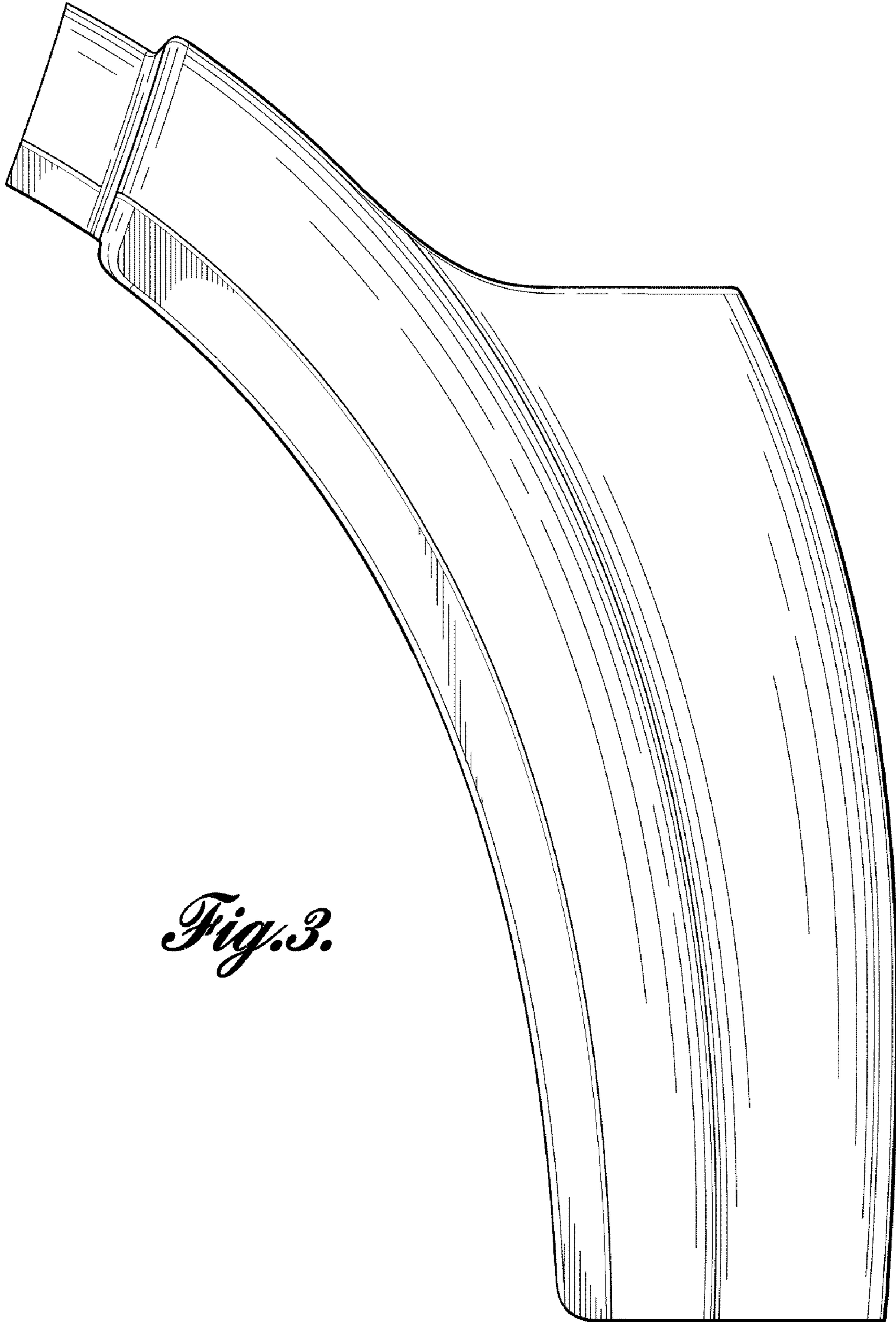


Fig. 3.




Fig. 4.