



US00D647011S

(12) **United States Design Patent**
Verhee et al.

(10) **Patent No.:** **US D647,011 S**

(45) **Date of Patent:** **** Oct. 18, 2011**

(54) **VEHICLE FRONT BUMPER**

(75) Inventors: **Patrick Verhee**, Cologne (DE); **Stefan Lamm**, Cologne (DE); **Andrea Di Buduo**, Cologne (DE); **Kemal Curic**, Dortmund (DE)

(73) Assignee: **Ford Motor Company**, Dearborn, MI (US)

(**) Term: **14 Years**

(21) Appl. No.: **29/382,558**

(22) Filed: **Jan. 5, 2011**

(51) **LOC (9) Cl.** **12-16**

(52) **U.S. Cl.** **D12/169**

(58) **Field of Classification Search** D12/169,
D12/196, 171, 216, 163, 86, 90-92; 293/102,
293/113, 115, 117, 120; 296/180.1, 180.2

See application file for complete search history.

(56) **References Cited**

U.S. PATENT DOCUMENTS

D617,700	S	*	6/2010	Nishio	D12/169
D622,193	S	*	8/2010	Koyama	D12/169
D625,230	S	*	10/2010	Hirai et al.	D12/169
D626,473	S	*	11/2010	Mueller	D12/169
D636,303	S	*	4/2011	Frei et al.	D12/169
D637,533	S	*	5/2011	Miyazawa et al.	D12/169
D637,945	S	*	5/2011	Nakagawa	D12/169

OTHER PUBLICATIONS

http://www.motortrend.com/roadtests/suvs/112_0806_2009_ford_kuga_first_drive/index.html, Mar. 22, 2011, pp. 1-4.

http://www.motortrend.com/roadtests/suvs/112_0805_2009_ford_escape_first_drive/index.html, Mar. 22, 2011, pp. 1-4.

* cited by examiner

Primary Examiner — Melody N Brown

(74) *Attorney, Agent, or Firm* — Brooks Kushman P.C.

(57) **CLAIM**

The ornamental design for a vehicle front bumper, as shown and described.

DESCRIPTION

FIG. 1 is a front perspective view of a vehicle front bumper showing our new design;

FIG. 2 is a front/right side perspective view of the vehicle front fascia of FIG. 1, wherein a front/left side perspective view is a mirror image thereof;

FIG. 3 is another front perspective view of FIG. 1;


FIG. 4 is a front perspective view of a vehicle front bumper showing a second embodiment of our new design;

FIG. 5 is a front/right side perspective view of the vehicle front fascia of FIG. 4, wherein a front/left side perspective view is a mirror image thereof; and,

FIG. 6 is a front perspective view of vehicle front bumper showing a third embodiment of our new design.

The surface ornamentation, logos, vehicle body, front splitter, and vehicle wheels shown in broken lines in FIGS. 1-6, and the grille shown in broken lines in FIGS. 4-6 are shown for illustrative purposes only and form no part of the claimed design.

1 Claim, 6 Drawing Sheets



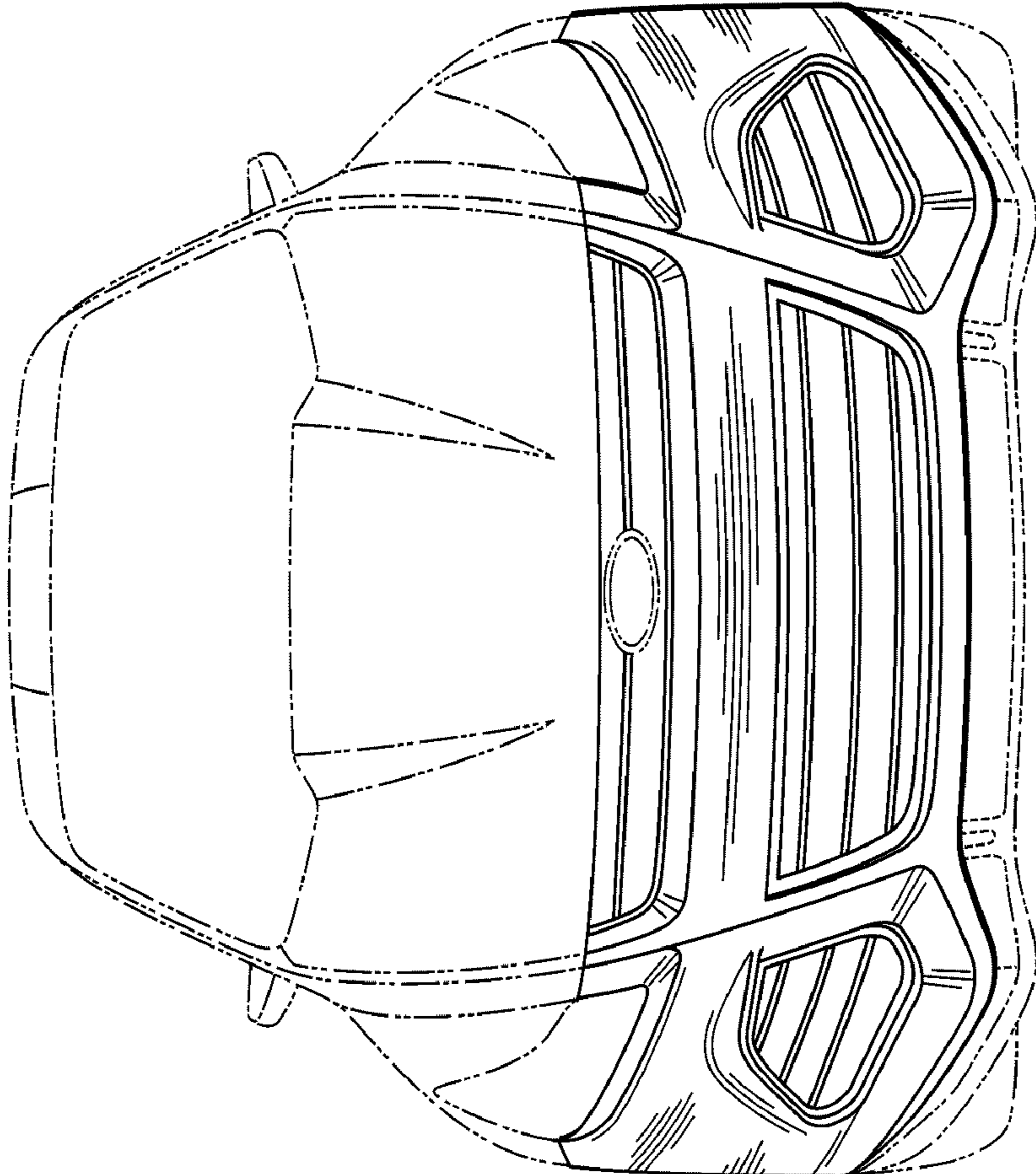


Fig. 1

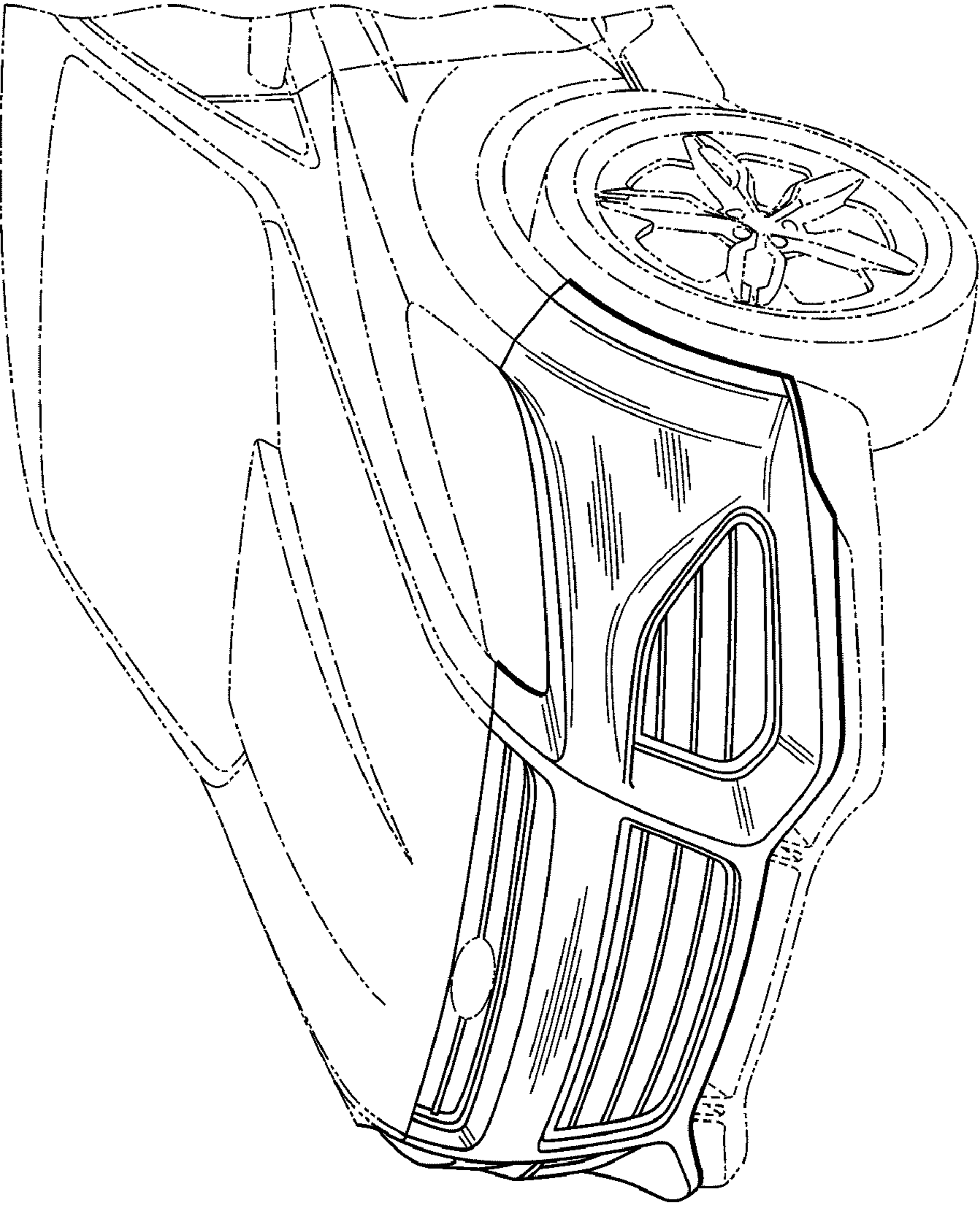


Fig. 2

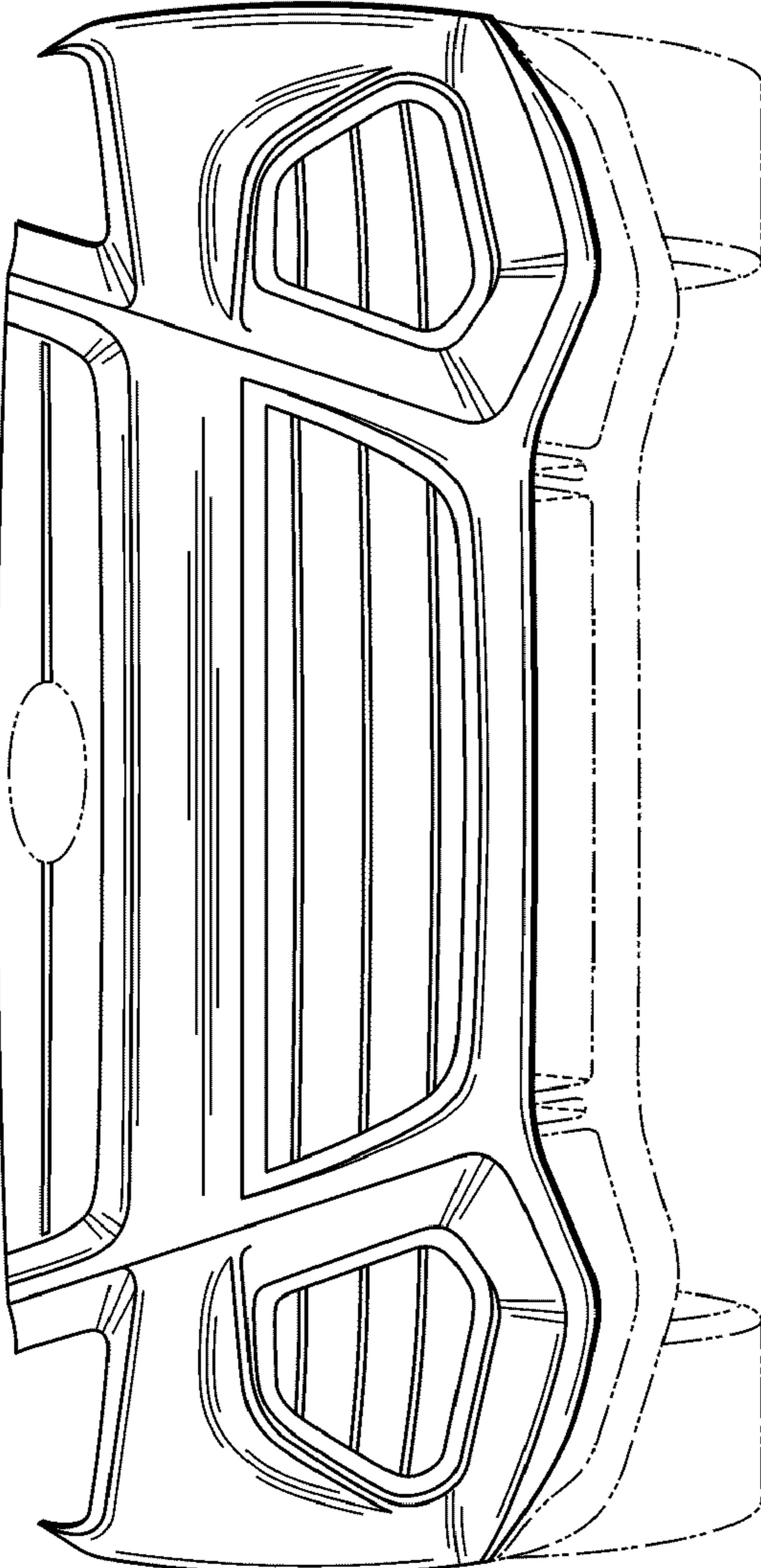


Fig. 3

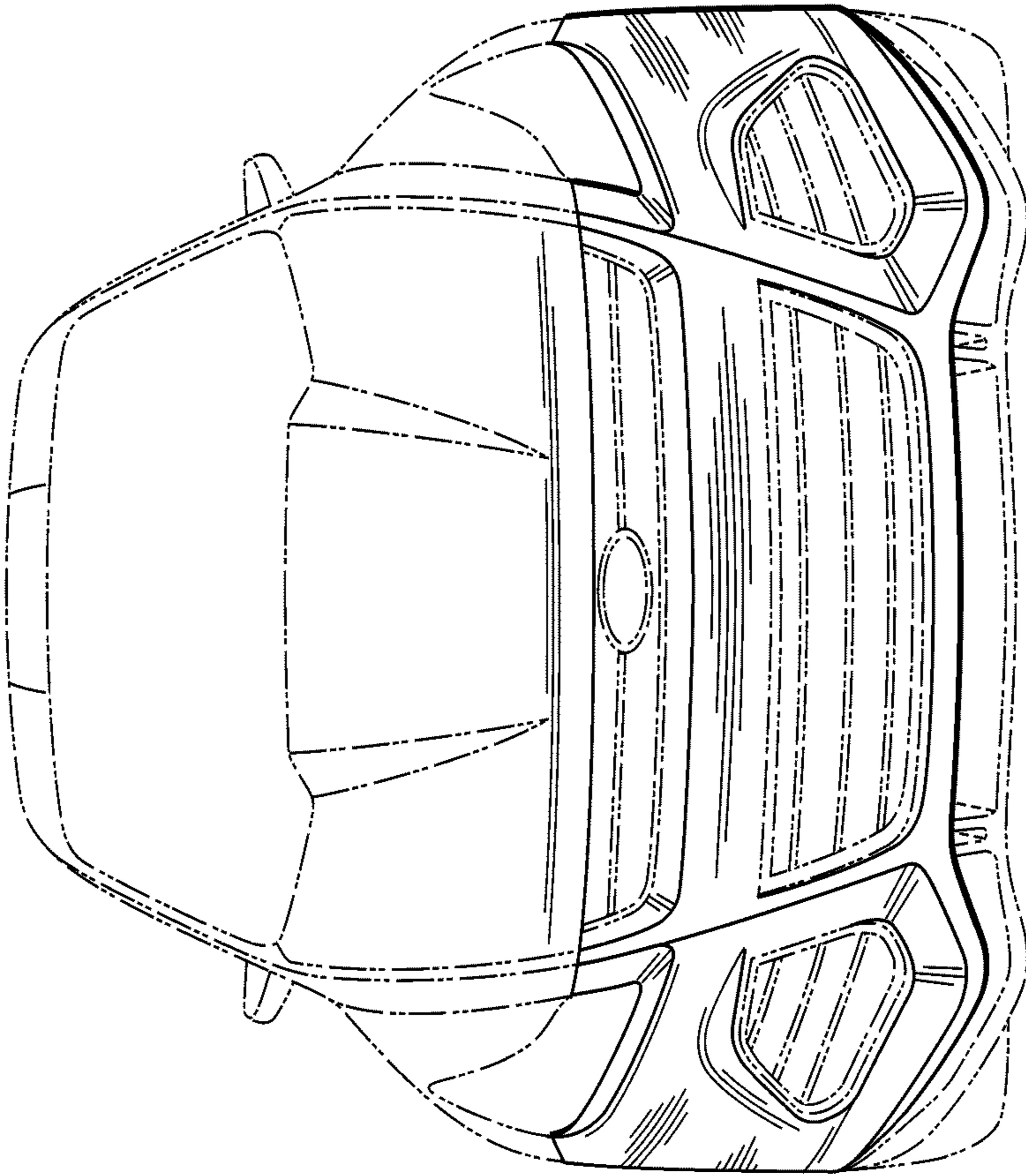


Fig. 4

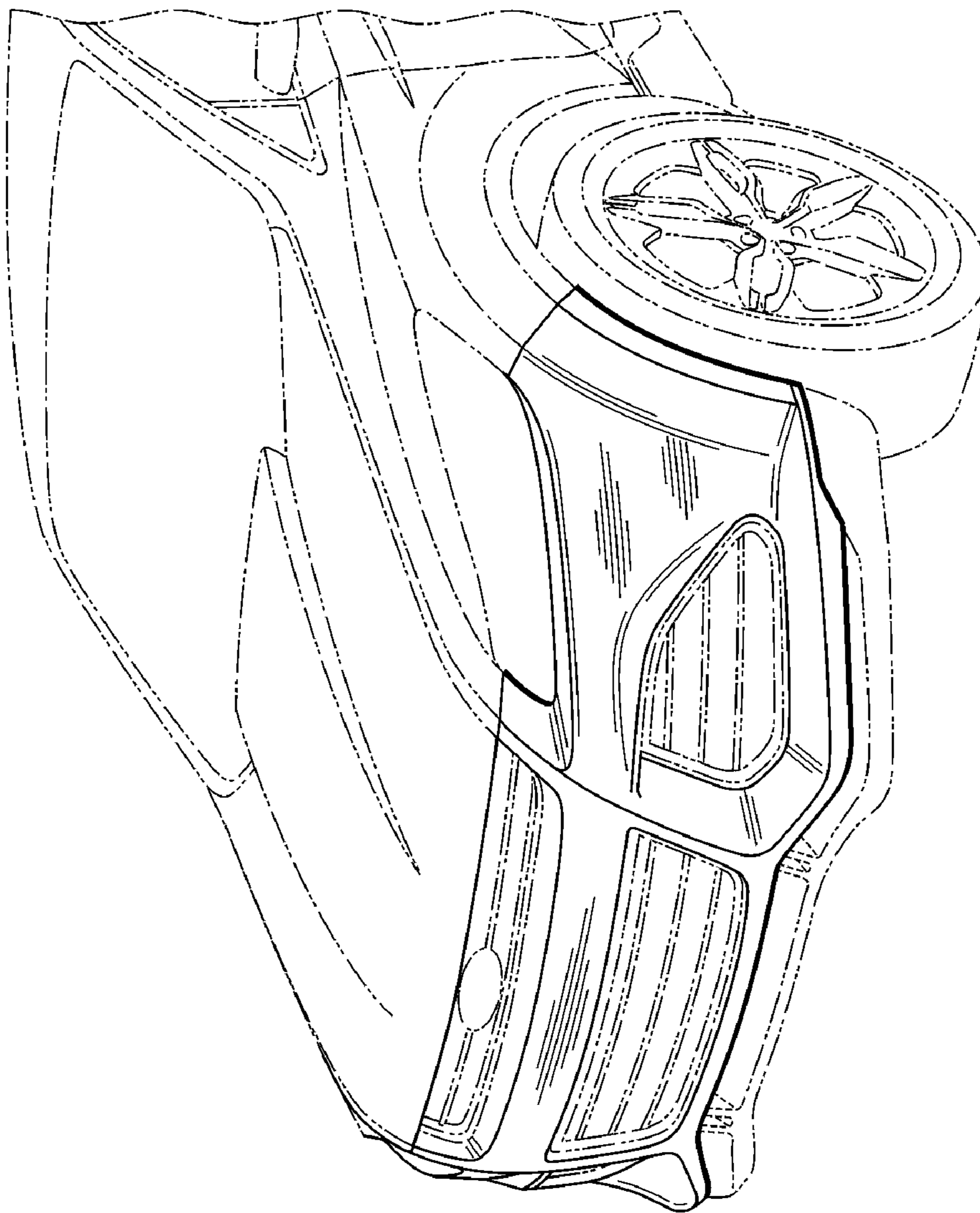


Fig. 5

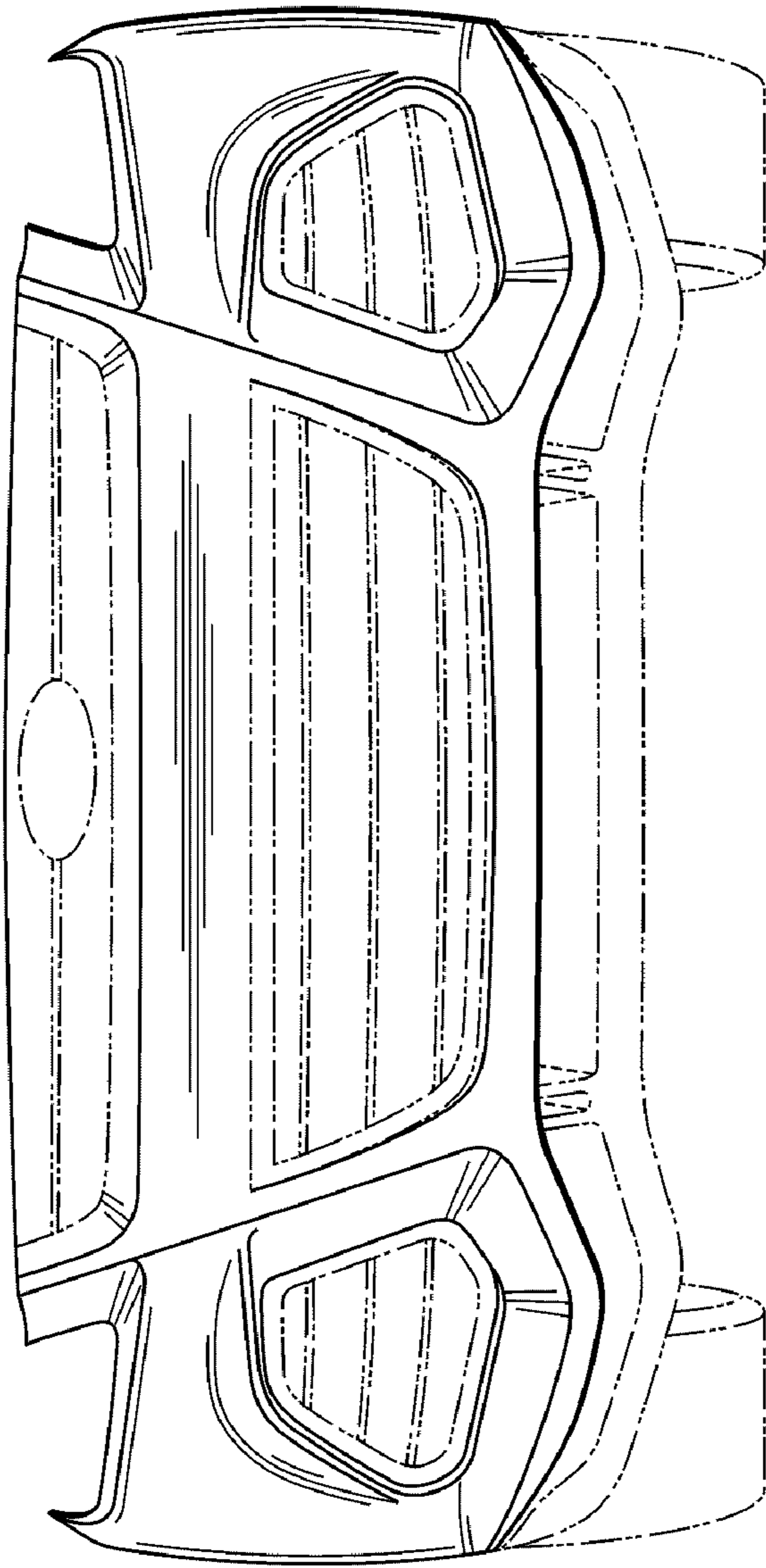


Fig. 6