

US00D647004S

(12) **United States Design Patent**  
**Nemoto**

(10) **Patent No.:** **US D647,004 S**  
(45) **Date of Patent:** **\*\* Oct. 18, 2011**

(54) **AUTOMOBILE, TOY REPLICA AND/OR  
OTHER REPLICAS**

(75) **Inventor:** **Tomoyuki Nemoto, Wako (JP)**

(73) **Assignee:** **Honda Motor Co., Ltd., Tokyo (JP)**

(\*\*) **Term:** **14 Years**

(21) **Appl. No.:** **29/387,467**

(22) **Filed:** **Mar. 14, 2011**

(30) **Foreign Application Priority Data**

Oct. 21, 2010 (JP) ..... 2010-025164

(51) **LOC (9) Cl.** ..... **12-08**

(52) **U.S. Cl.** ..... **D12/91**

(58) **Field of Classification Search** ..... D12/86,  
D12/90-92, 99; D21/424, 433, 434; 296/181.1,  
296/181.5

See application file for complete search history.

(56) **References Cited**

**U.S. PATENT DOCUMENTS**

D597,446 S \* 8/2009 Ikeda et al. .... D12/91  
D604,670 S \* 11/2009 Nagura et al. .... D12/91  
D630,554 S \* 1/2011 Kim ..... D12/91

\* cited by examiner

*Primary Examiner* — Melody N Brown

(74) *Attorney, Agent, or Firm* — Birch, Stewart, Kolasch &  
Birch, LLP

(57) **CLAIM**

The ornamental design for an automobile, toy replica and/or  
other replicas, as shown and described.

**DESCRIPTION**

FIG. 1 is a perspective view from the front left side of an  
automobile, toy replica and/or other replicas.

FIG. 2 is a perspective view from the front right side thereof.

FIG. 3 is a front elevation view thereof, the rear view is a  
mirror image thereof;

FIG. 4 is a top plan view thereof.

FIG. 5 is a left side elevation view thereof; and,

FIG. 6 is a right side elevation view thereof.

The portion of the article shown in broken lines is for the  
purpose of showing environmental structure only and forms  
no part of the claimed design.

**1 Claim, 6 Drawing Sheets**




FIG. 1




FIG. 2




FIG. 3

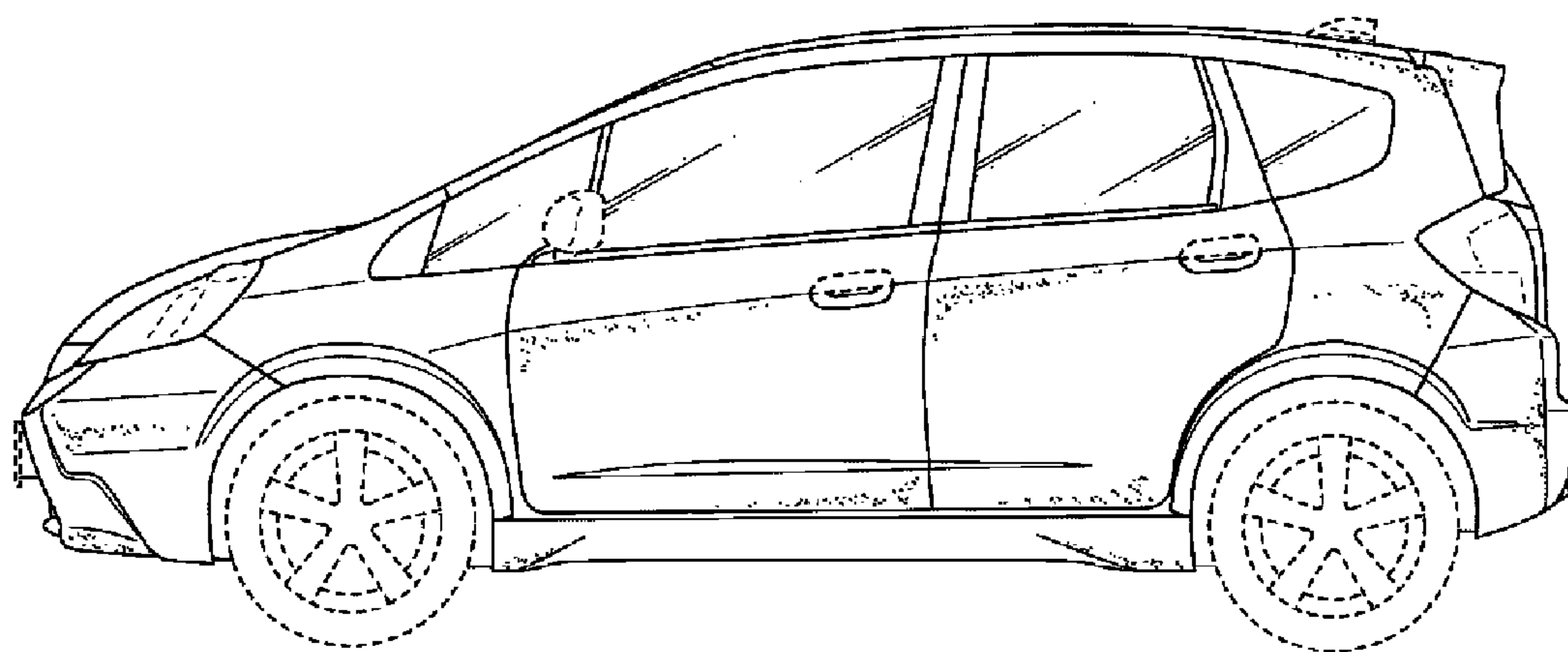


FIG. 4

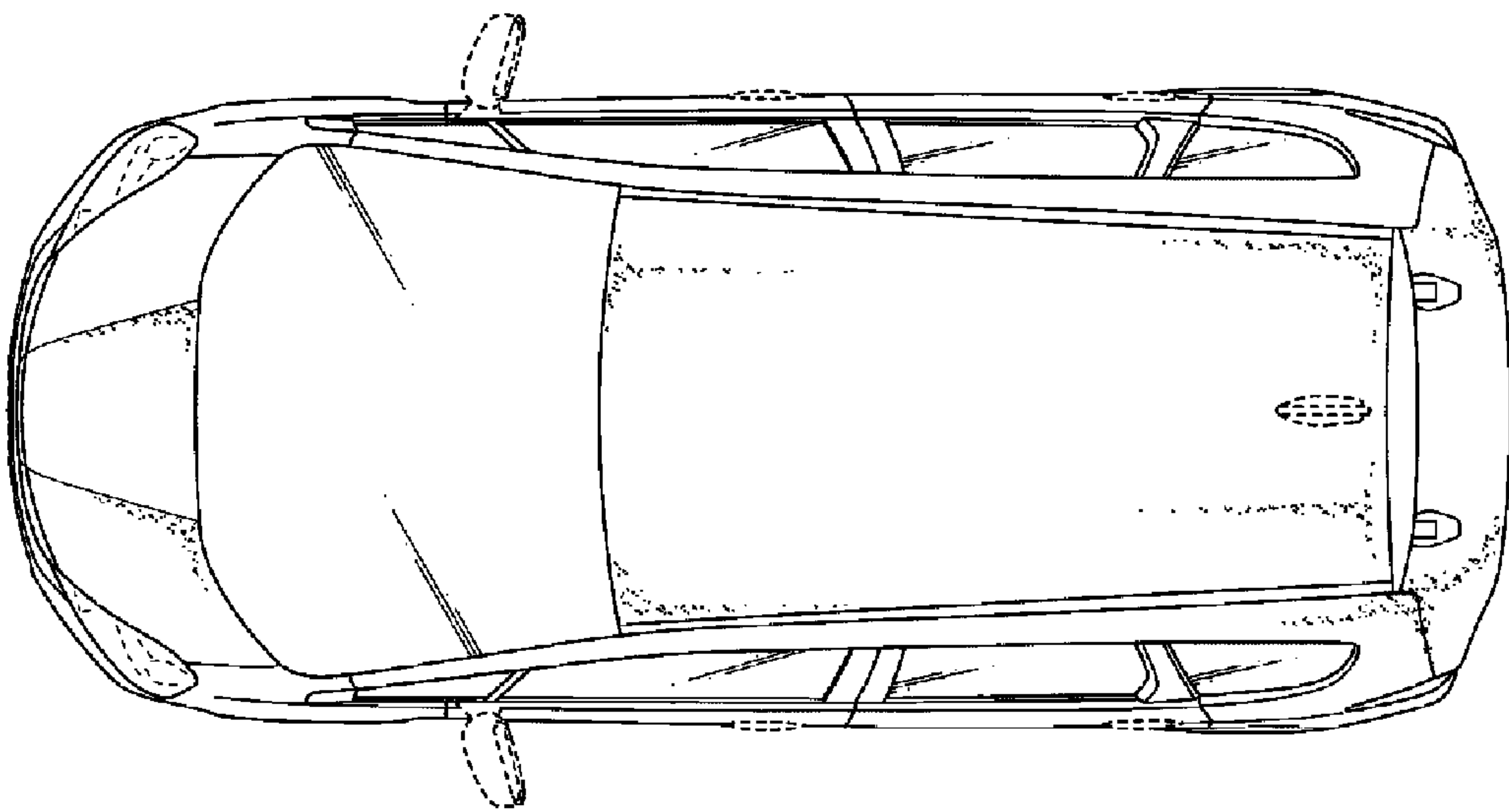


FIG. 5

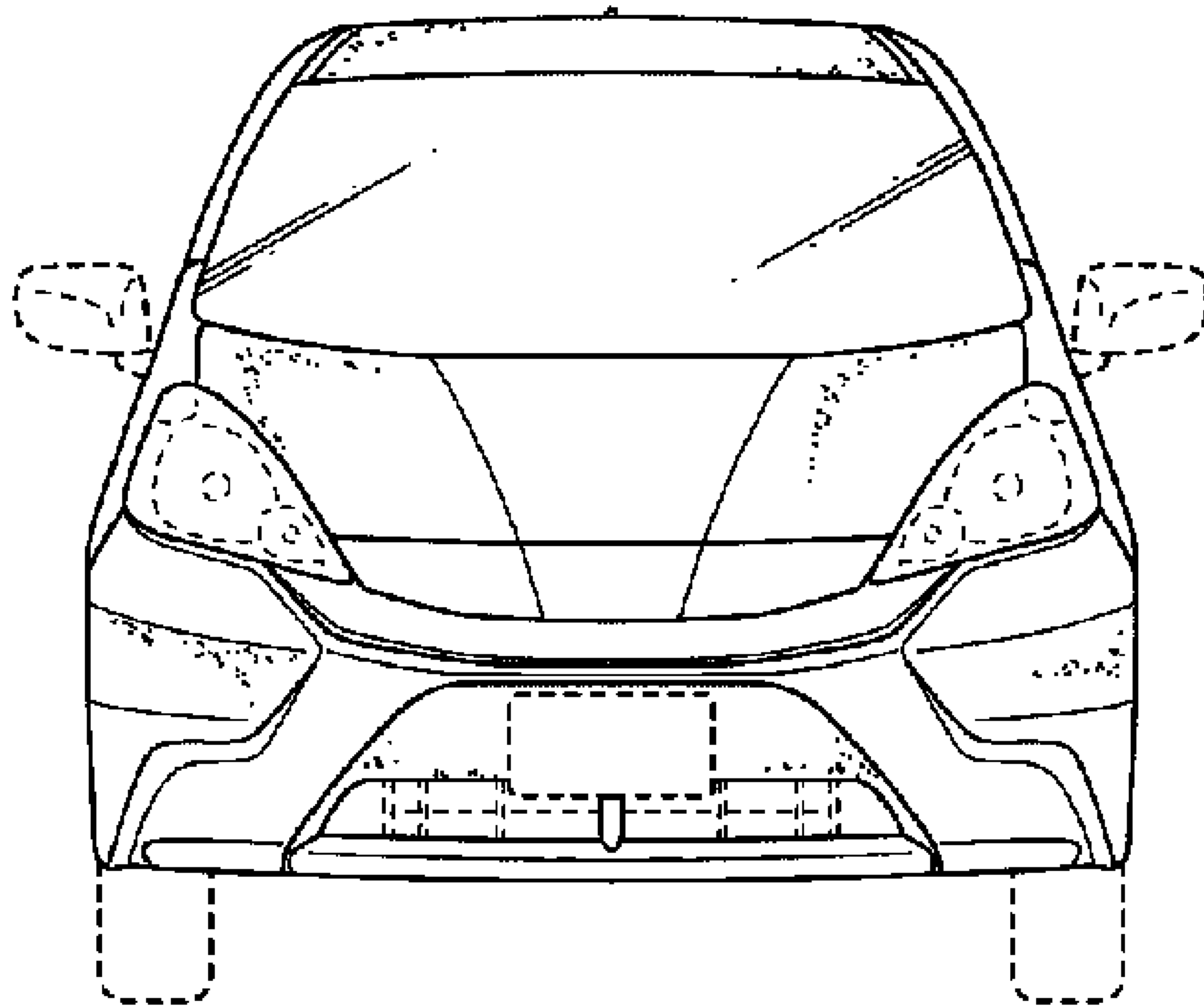


FIG. 6

