



US00D646988S

(12) **United States Design Patent**
Myers

(10) **Patent No.:** **US D646,988 S**

(45) **Date of Patent:** **** Oct. 18, 2011**

(54) **SHAPED CAN**
(75) Inventor: **Gary L. Myers**, Sarver, PA (US)
(73) Assignee: **Alcoa Inc.**, Pittsburgh, PA (US)
(**) Term: **14 Years**

D613,617 S * 4/2010 Metzger et al. D9/776
D614,508 S * 4/2010 Hu D9/776
D619,022 S * 7/2010 Diss D9/776
D620,377 S * 7/2010 Diss D9/776
D624,415 S * 9/2010 Chupak D9/500

(21) Appl. No.: **29/367,044**
(22) Filed: **Aug. 2, 2010**

(51) **LOC (9) Cl.** **09-03**
(52) **U.S. Cl.** **D9/776**
(58) **Field of Classification Search** D9/500,
D9/502-505, 763, 766, 767, 772, 776, 777,
D9/778, 779, 780; 206/497, 505, 515; 220/212,
220/269-271, 678, 906
See application file for complete search history.

OTHER PUBLICATIONS

Website; :“<http://www.coca-colastore.com/detail/CCS+KW50035>”,
Coca-Cola Genuine Glass Sets, Printed Oct. 21, 2010.
Website; “<http://www.michelob.com/AppreciatingServingBeer.aspx>”,
How to Properly Serve Beer, Printed Oct. 21, 2010.
Bruggraeve, Chris, “World Class FMCG: Marketing@AB InBev”,
St. Louis Investor Conference, Saint Louis, Missouri, Jun. 2, 2010.
Levy, Keith, “United States—Marketing, United States Operations”,
St. Louis Investor Conference, Saint Louis, Missouri, Jun. 2, 2010.

* cited by examiner

Primary Examiner — Shanda C Hill

(74) *Attorney, Agent, or Firm* — Greenberg Traurig LLP

(56) **References Cited**

U.S. PATENT DOCUMENTS

D452,954 S * 1/2002 Westphal D9/776
D513,590 S 1/2006 Westphal
D522,864 S 6/2006 Westphal
D523,339 S 6/2006 Westphal
D523,340 S 6/2006 Westphal
D529,822 S * 10/2006 Munn D9/776
D555,514 S * 11/2007 Munn D9/776
D572,605 S * 7/2008 Westphal D9/777
D588,019 S * 3/2009 Diss D9/776
D596,502 S * 7/2009 Diss et al. D9/776
D604,640 S * 11/2009 Renz et al. D9/776
D604,641 S * 11/2009 Renz et al. D9/776

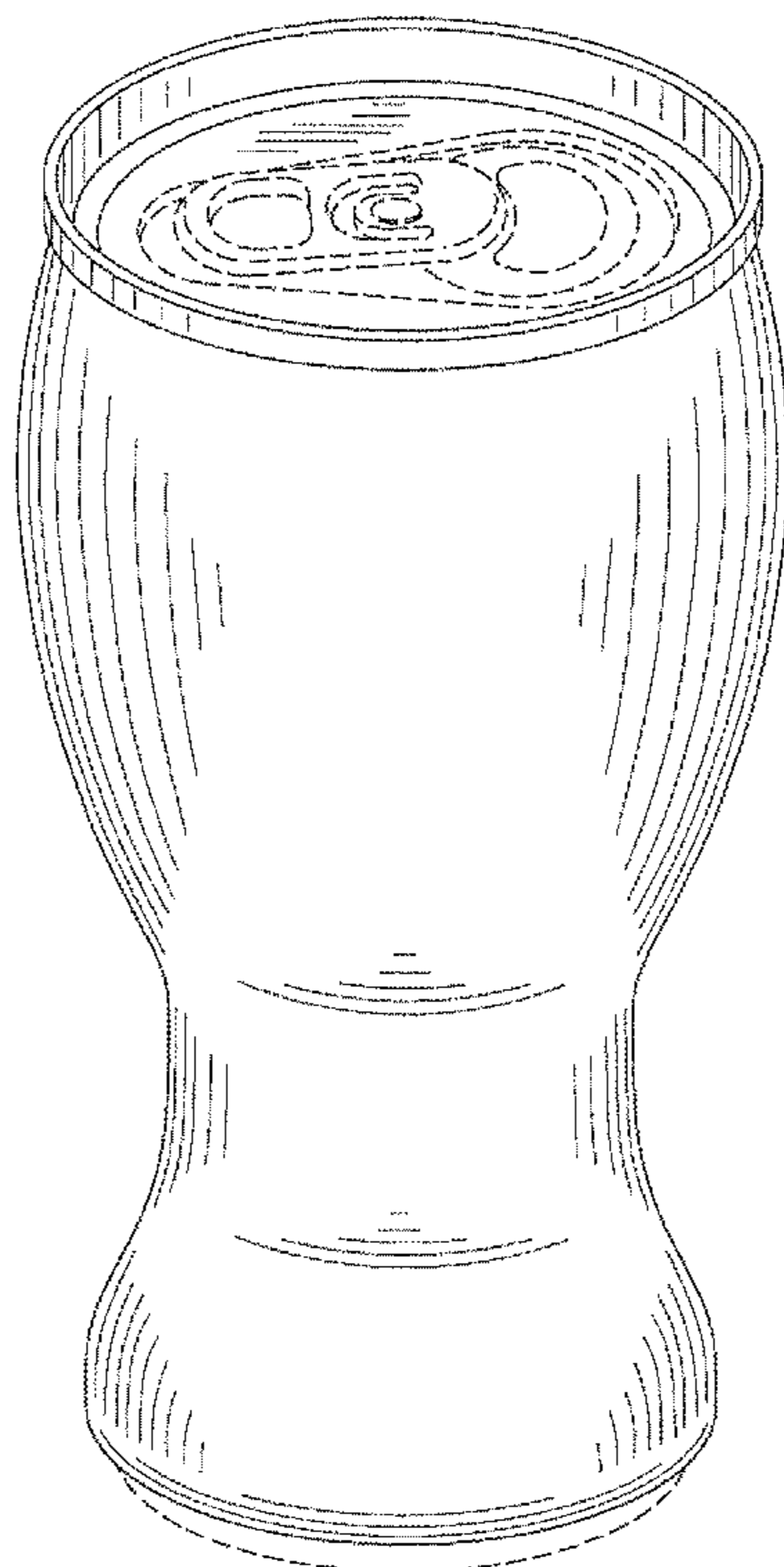
(57) **CLAIM**

The ornamental design for a shaped can, as shown and described.

DESCRIPTION

FIG. 1 is a top perspective view of the can;
FIG. 2 is a side view thereof;
FIG. 3 is a top view thereof; and,
FIG. 4 is a bottom view thereof.
The broken lines in the Figures are for illustrative purposes only and form no part of the claimed design.

1 Claim, 3 Drawing Sheets



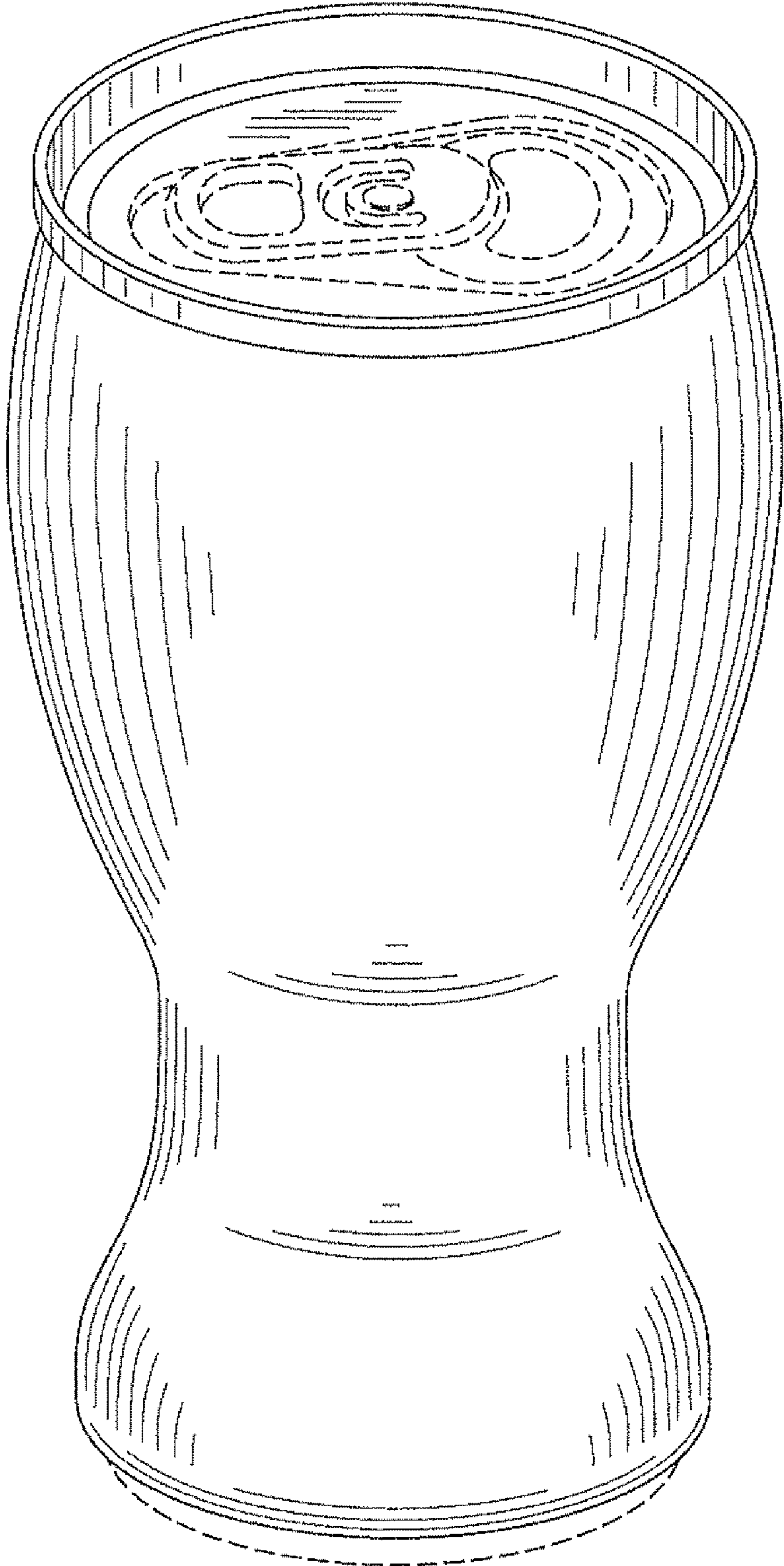


FIG. 1

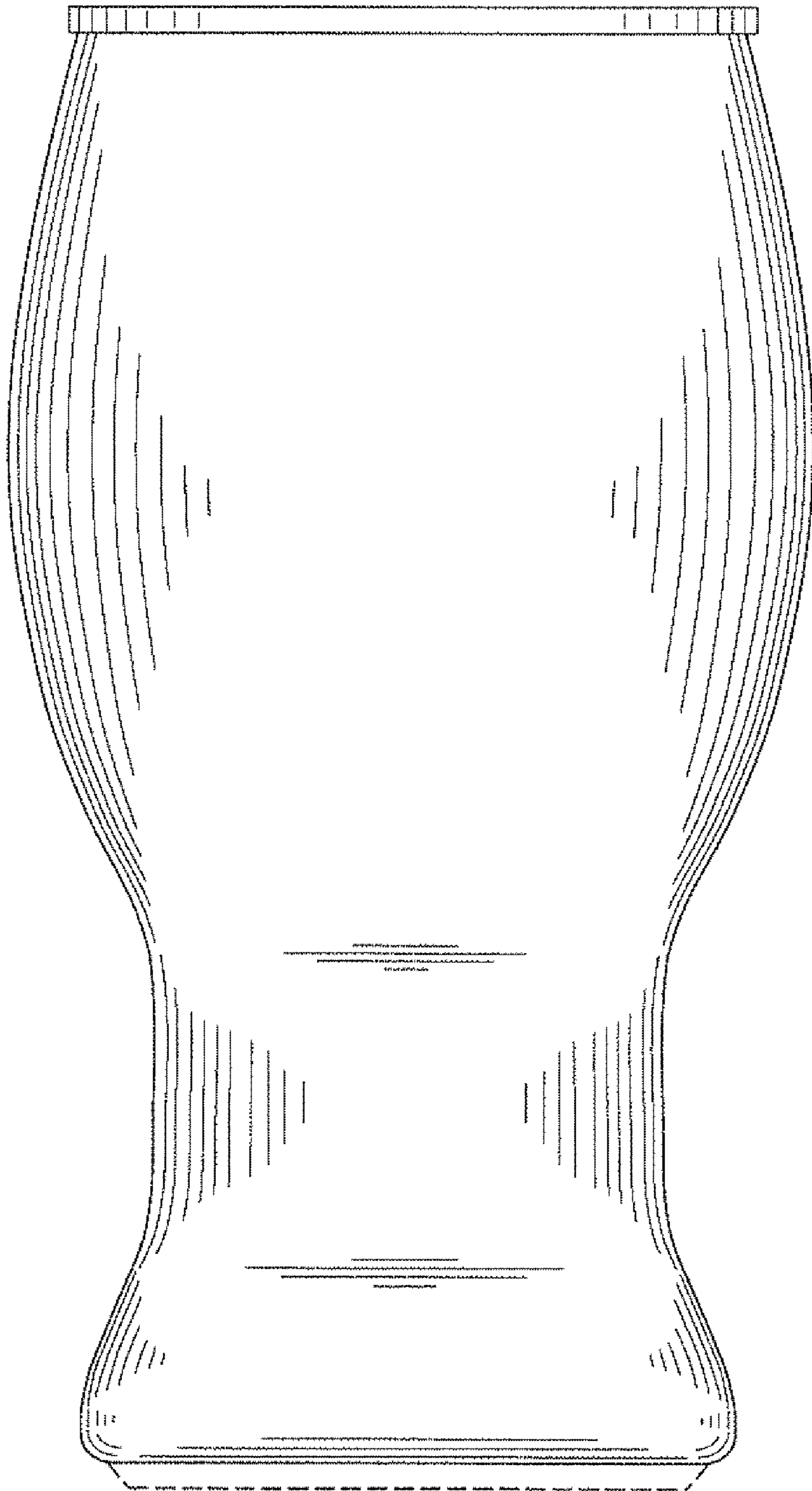


FIG. 2

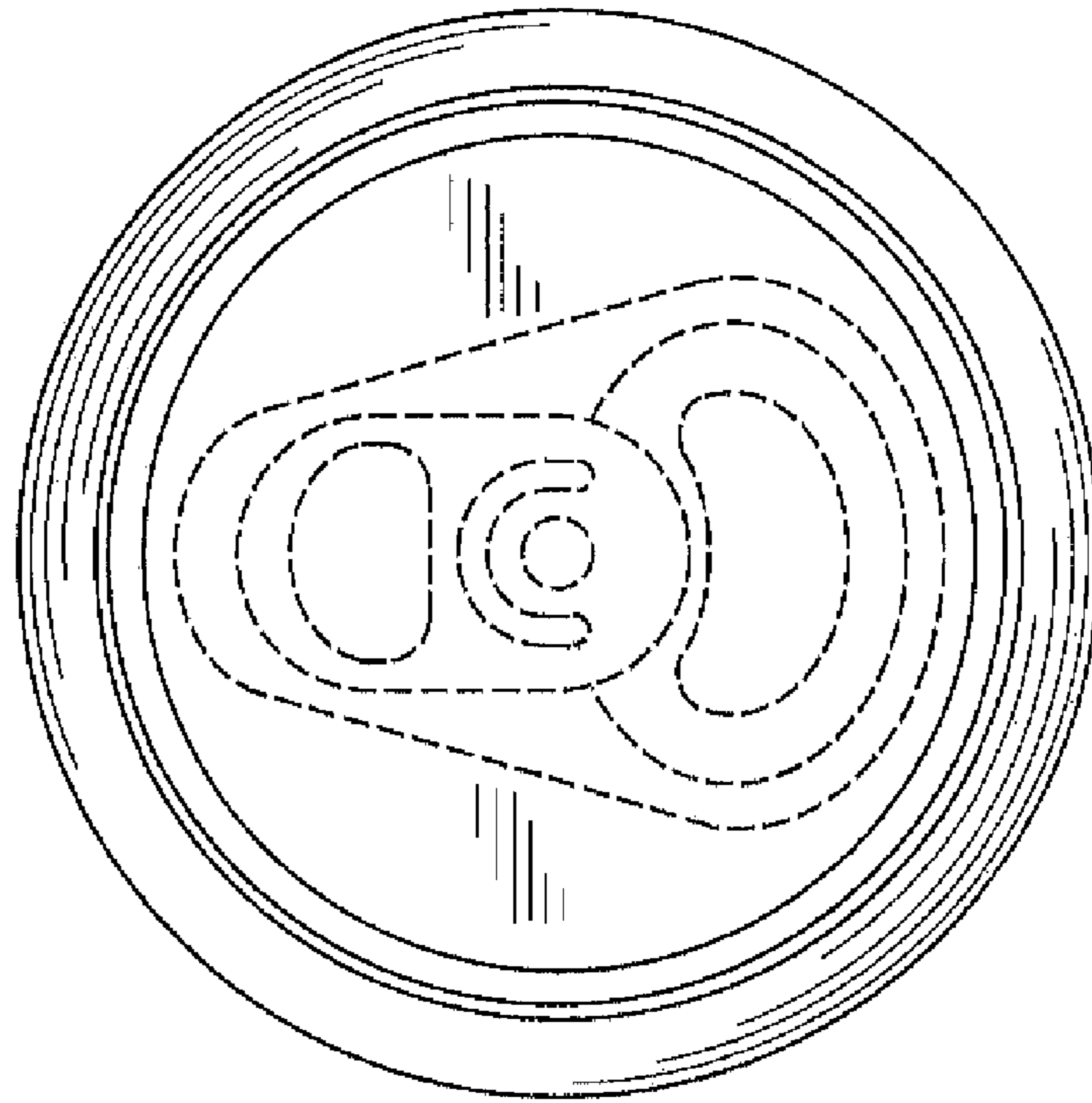


FIG. 3

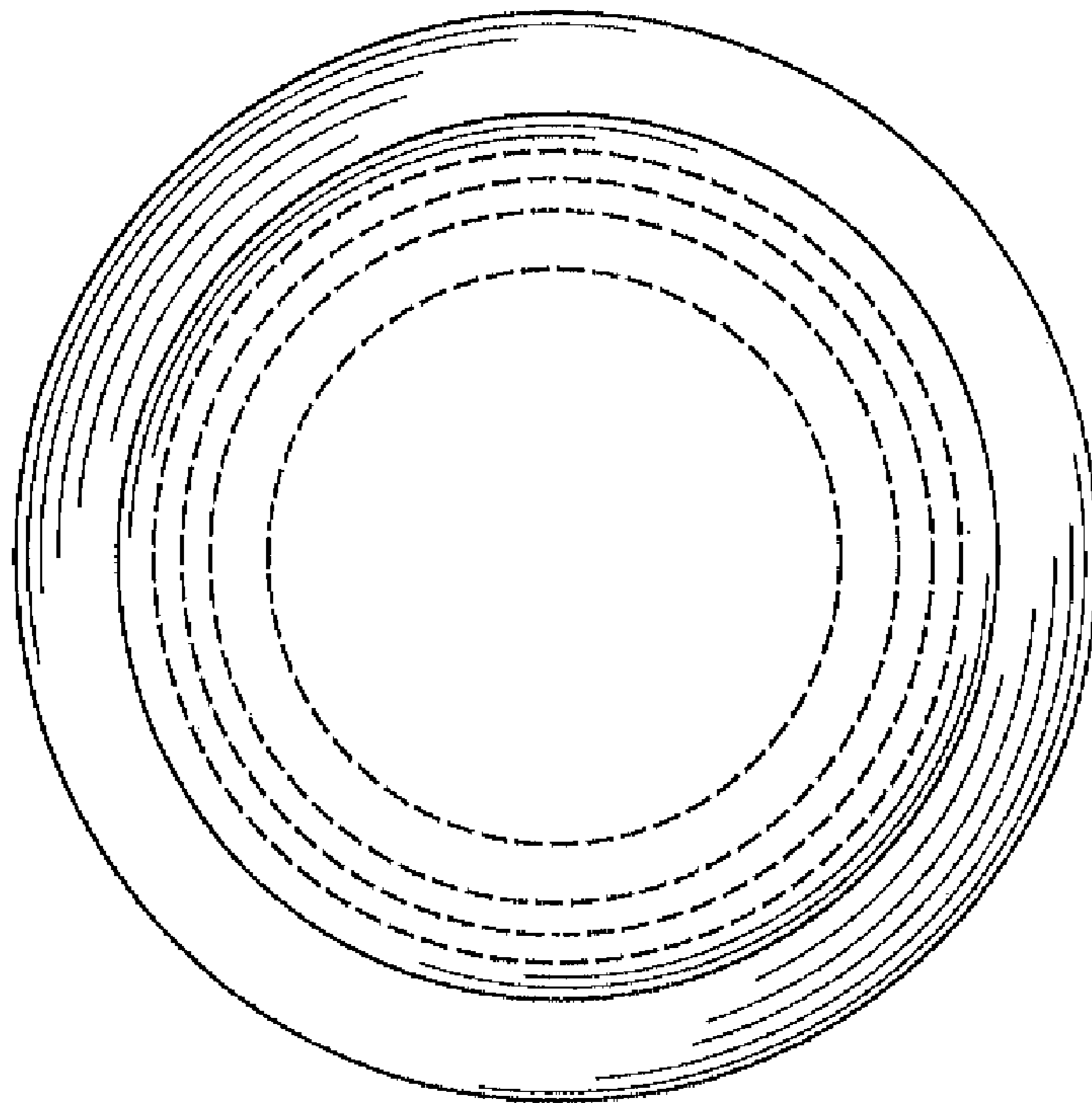


FIG. 4