



US00D646987S

(12) **United States Design Patent**
Roesler

(10) **Patent No.:** **US D646,987 S**

(45) **Date of Patent:** **** Oct. 18, 2011**

(54) **PACKAGING BOX**

(76) Inventor: **Peter Roesler**, Wangen (DE)

(**) Term: **14 Years**

(21) Appl. No.: **29/366,349**

(22) Filed: **Jul. 23, 2010**

(30) **Foreign Application Priority Data**

Jan. 27, 2010 (EP) 01661703

(51) **LOC (9) Cl.** **09-03**

(52) **U.S. Cl.** **D9/756; D9/415; D9/414**

(58) **Field of Classification Search** D9/414-435,
D9/715, 721, 722, 718, 737, 748, 756, 759,
D9/761; D3/201-203.8, 205, 206, 215, 269,
D3/282, 302, 315; 206/214, 575, 581, 1.9,
206/703, 385, 443, 446, 461-471, 475, 780,
206/781, 806, 206-212, 277, 349-383, 477-484;
211/13.1, 60.1, 70.1, 70.6

See application file for complete search history.

(56) **References Cited**

U.S. PATENT DOCUMENTS

D147,025	S	*	7/1947	Shepard	D9/756
3,127,010	A	*	3/1964	Capezzuto	206/45.2
3,567,463	A	*	3/1971	Williams	426/124
D222,580	S	*	11/1971	Nakakuma	D9/415
D222,581	S	*	11/1971	Nakahuma	D9/415
D229,673	S	*	12/1973	Danjczek	D9/759
D400,097	S	*	10/1998	Von Stein	D9/415
D402,886	S	*	12/1998	Stein	D9/415
5,918,741	A	*	7/1999	Vasudeva	206/376

D427,433	S	*	7/2000	Leibeck	D3/273
D437,778	S	*	2/2001	Voden et al.	D9/418
7,137,508	B2	*	11/2006	Schultz et al.	206/485
D575,146	S	*	8/2008	Lee	D9/415
D577,911	S	*	10/2008	Liebers	D3/265
7,677,389	B2	*	3/2010	Czopor et al.	206/340
D626,847	S	*	11/2010	Roesler	D9/529
2003/0047474	A1	*	3/2003	Dahlson	206/423
2010/0193533	A1	*	8/2010	Roesler	220/780

FOREIGN PATENT DOCUMENTS

CN	3474961	*	9/2005
CN	3568301	*	10/2006
CN	300918064	*	5/2009
CN	301096158	*	12/2009
WO	D052803-001	*	10/2000
WO	D052803-002	*	10/2000
WO	D052803-003	*	10/2000

* cited by examiner

Primary Examiner — Catherine Tuttle

(74) *Attorney, Agent, or Firm* — Cohen & Grigsby, PC

(57) **CLAIM**

The ornamental design for the packaging box, as shown and described.

DESCRIPTION

FIG. 1 is a perspective view of the packaging box.

FIG. 2 is a front elevation of the packaging box.

FIG. 3 is a rear elevation of the packaging box.

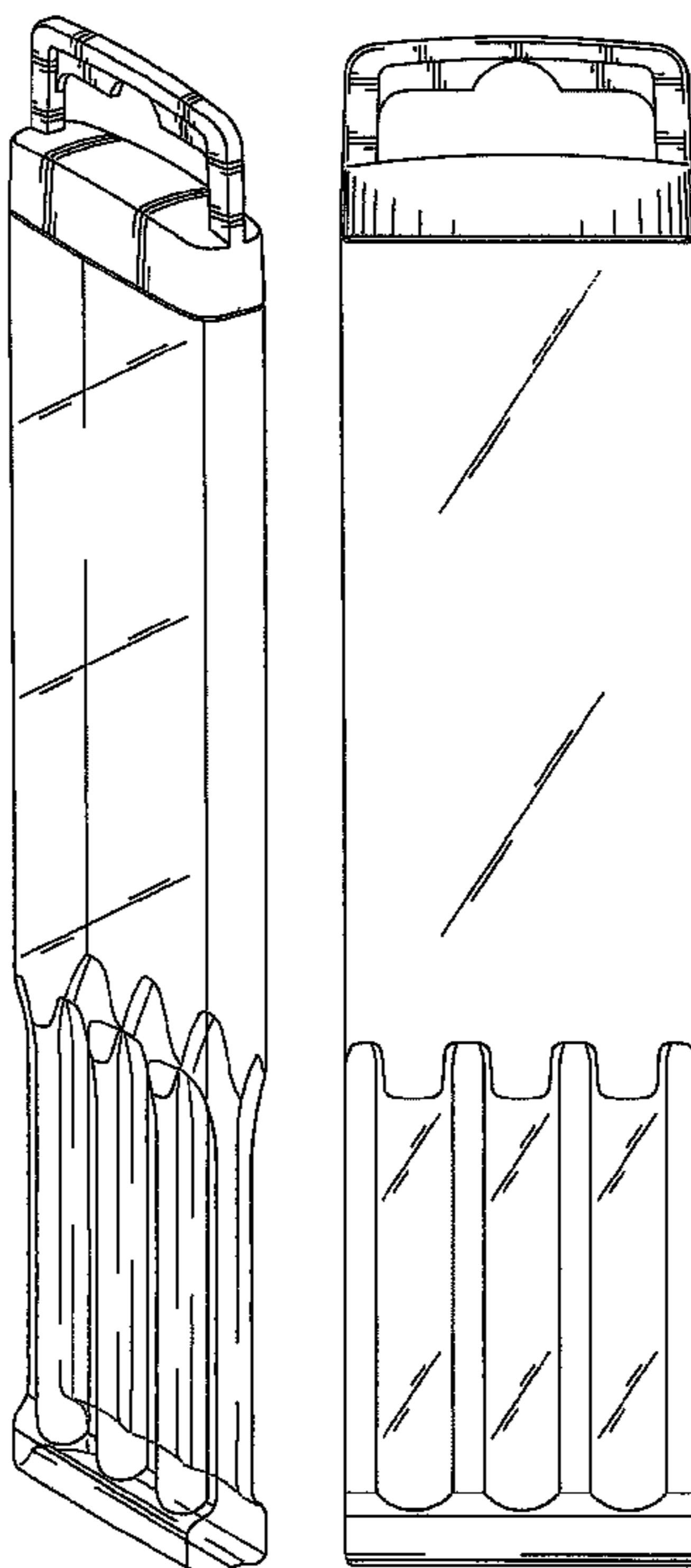
FIG. 4 is a right side elevation of the packaging box.

FIG. 5 is left side elevation of the packaging box.

FIG. 6 is an enlarged scale top view of the packaging box; and,

FIG. 7 is an enlarged scale bottom view of the packaging box.

1 Claim, 4 Drawing Sheets



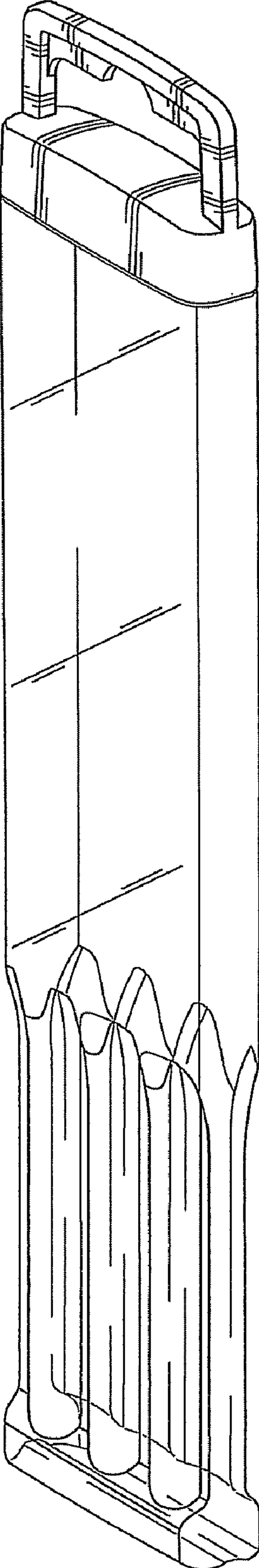


FIG. 1




FIG. 2




FIG. 3




FIG. 4



FIG. 5

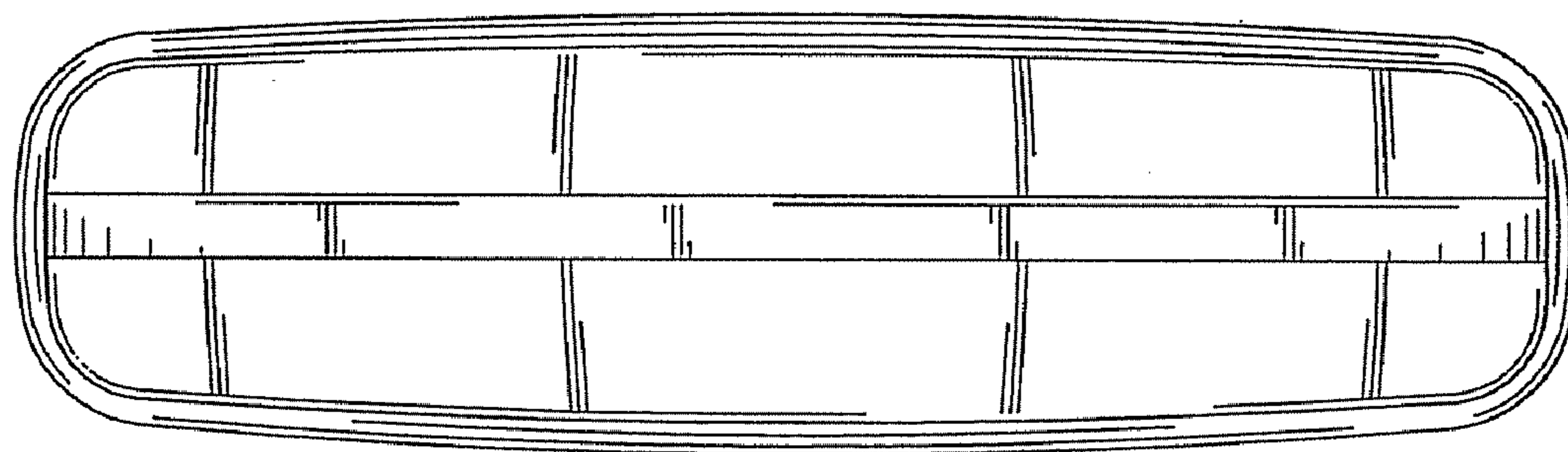


FIG. 6




FIG. 7