



US00D646978S

(12) **United States Design Patent**
Horowitz

(10) **Patent No.:** **US D646,978 S**
(45) **Date of Patent:** **** Oct. 18, 2011**

- (54) **BOTTLE**
- (75) Inventor: **Frederick Horowitz**, Englewood, NJ (US)
- (73) Assignee: **A.P. Deauville, LLC**, North New Brunswick, NJ (US)
- (**) Term: **14 Years**
- (21) Appl. No.: **29/392,102**
- (22) Filed: **May 17, 2011**
- (51) **LOC (9) Cl.** **09-01**
- (52) **U.S. Cl.** **D9/541; D9/542; D9/564; D9/574; D9/449**
- (58) **Field of Classification Search** D9/686–689, D9/727–729, 773–774, 763, 516, 521, 529–530, D9/537–543, 549, 551, 554, 558, 564, 567, D9/569–571, 574, 446, 449; 215/379, 381–382, 215/384

See application file for complete search history.

(56) **References Cited**

U.S. PATENT DOCUMENTS

D23,892 S	12/1894	Gulden	
D46,285 S *	8/1914	Mackenzie	D9/541 X
D201,222 S	5/1965	Wilson	
D306,265 S	2/1990	Leebeek	
D316,371 S	4/1991	Vola	
D344,212 S	2/1994	Morgan	
D422,506 S *	4/2000	Cummings	D9/542
D434,974 S	12/2000	Weber	
D439,516 S	3/2001	Bakic	
D455,648 S *	4/2002	Cummings	D9/729
D455,655 S *	4/2002	Bunce	D9/521
D475,298 S *	6/2003	Corrigan et al.	D9/529
D480,113 S *	9/2003	Hanson et al.	D20/28
D498,670 S *	11/2004	Cummings et al.	D9/729
D506,390 S	6/2005	Bakic	
D526,204 S *	8/2006	Stolle	D9/564 X

D528,110 S *	9/2006	Cohn	D14/248
D537,342 S	2/2007	Smith et al.	
D538,162 S	3/2007	Smith	
D538,678 S *	3/2007	Cummings et al.	D9/729
D546,189 S *	7/2007	Costello et al.	D9/542
D556,056 S *	11/2007	Thomas et al.	D9/738
D558,580 S *	1/2008	Kuzma et al.	D9/541
D559,117 S *	1/2008	Nukuto et al.	D9/564
D567,096 S *	4/2008	Toh	D9/574 X
D574,710 S	8/2008	Gangrade	
D585,750 S *	2/2009	Kuzma et al.	D9/564 X
D585,751 S *	2/2009	Dombrowski et al.	D9/574 X
D593,713 S *	6/2009	Fogelson	D9/729 X
D610,907 S	3/2010	Robillard et al.	
D630,104 S *	1/2011	Boukobza	D9/551 X
D631,362 S *	1/2011	Kuzma et al.	D9/542
D635,858 S	4/2011	Simmons et al.	
D642,925 S *	8/2011	Conklin et al.	D9/541

* cited by examiner

Primary Examiner — Carol P Rademaker

(74) *Attorney, Agent, or Firm* — Andrew F. Young, Esq.; Lackenbach Siegel, LLP

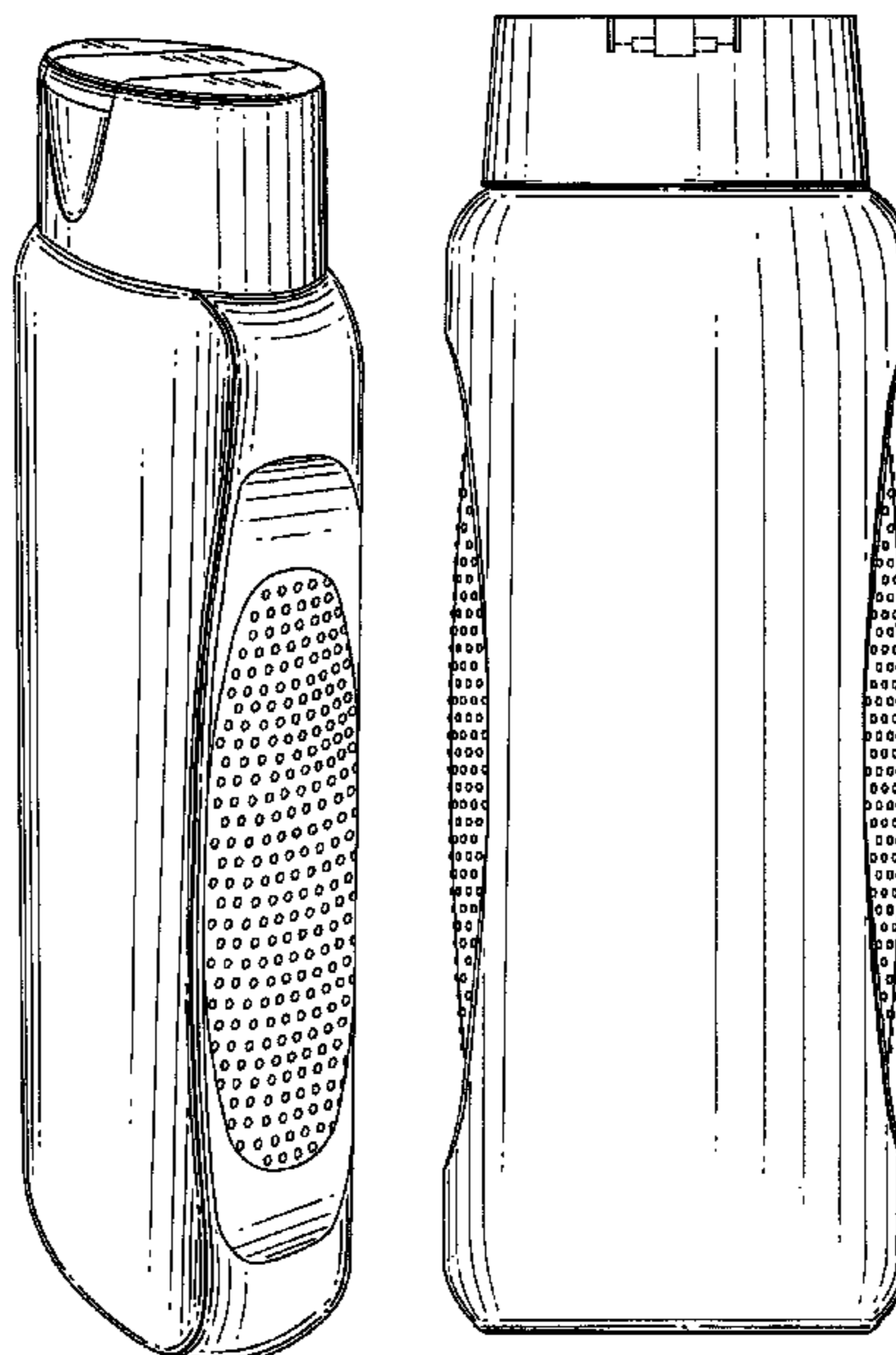
(57) **CLAIM**

The ornamental design for a bottle, as shown and described.

DESCRIPTION

FIG. 1 is a top, front, and right side perspective view of the invention;
 FIG. 2 is a front elevation view of FIG. 1.
 FIG. 3 is a top plan view of FIG. 1.
 FIG. 4 is a right side elevation view of FIG. 1, the left side being a mirror image thereof.
 FIG. 5 is a rear elevation view of FIG. 1; and,
 FIG. 6 is a bottom plan view of FIG. 1.
 The broken line showing of a cap hinge is included for the purpose of illustrating environmental structure and forms no part of the claimed design.

1 Claim, 5 Drawing Sheets



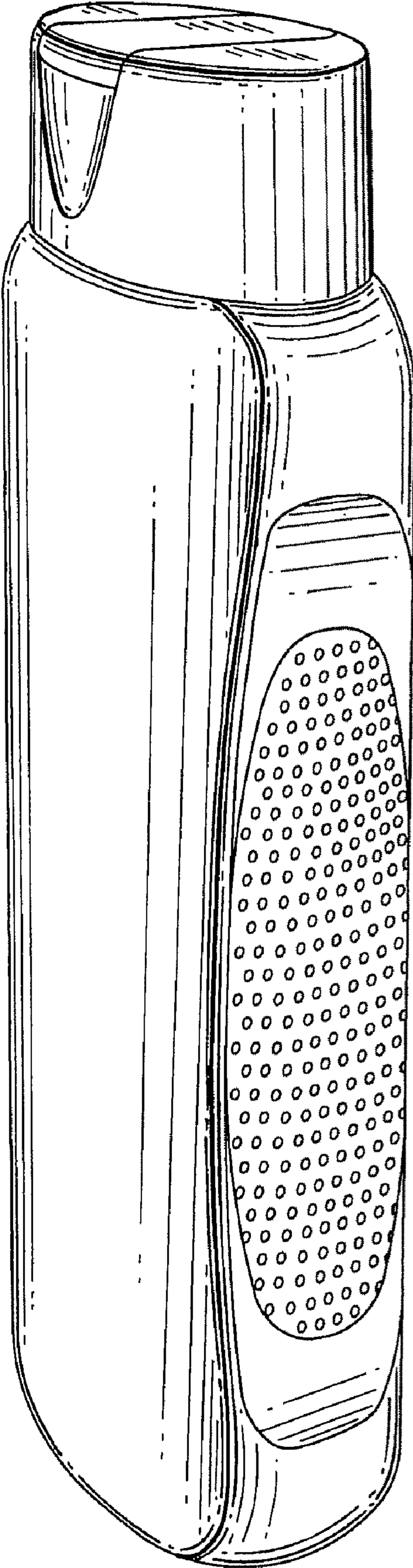


FIG. 1

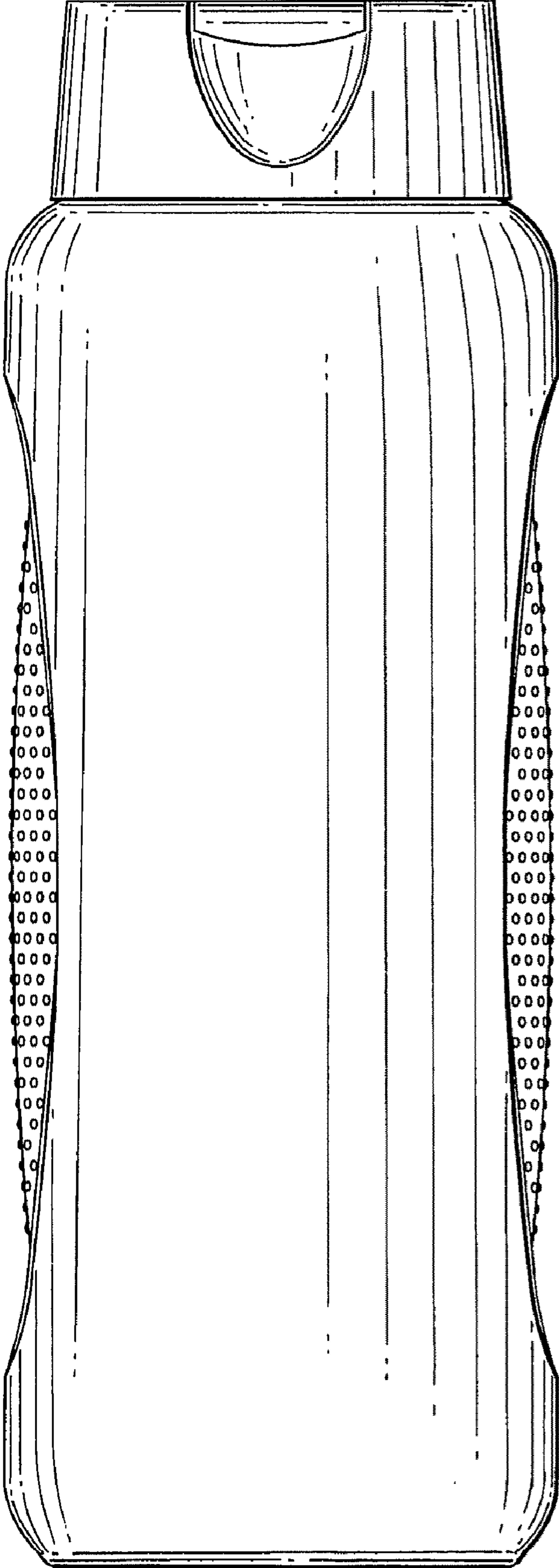


FIG.2

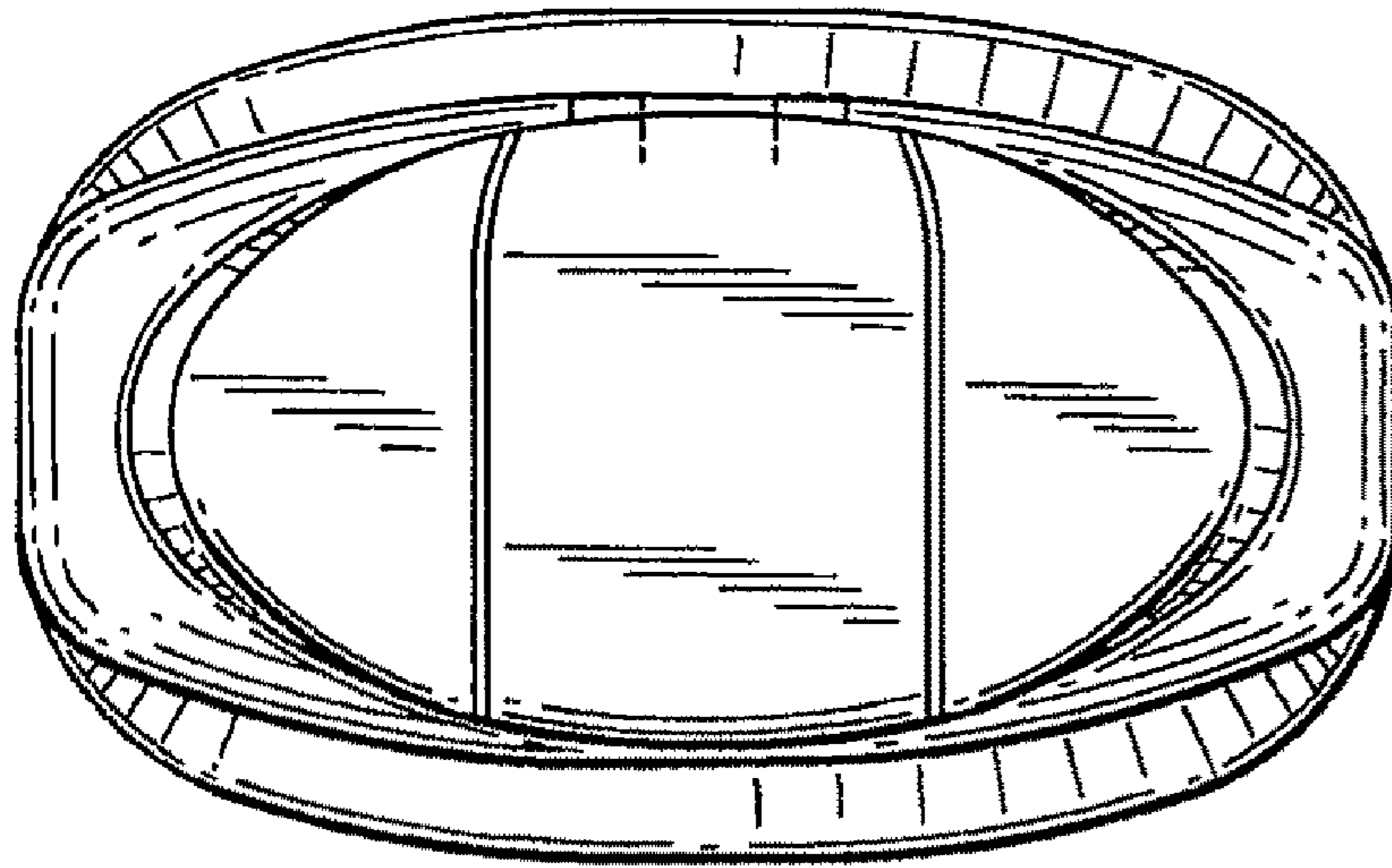


FIG. 3

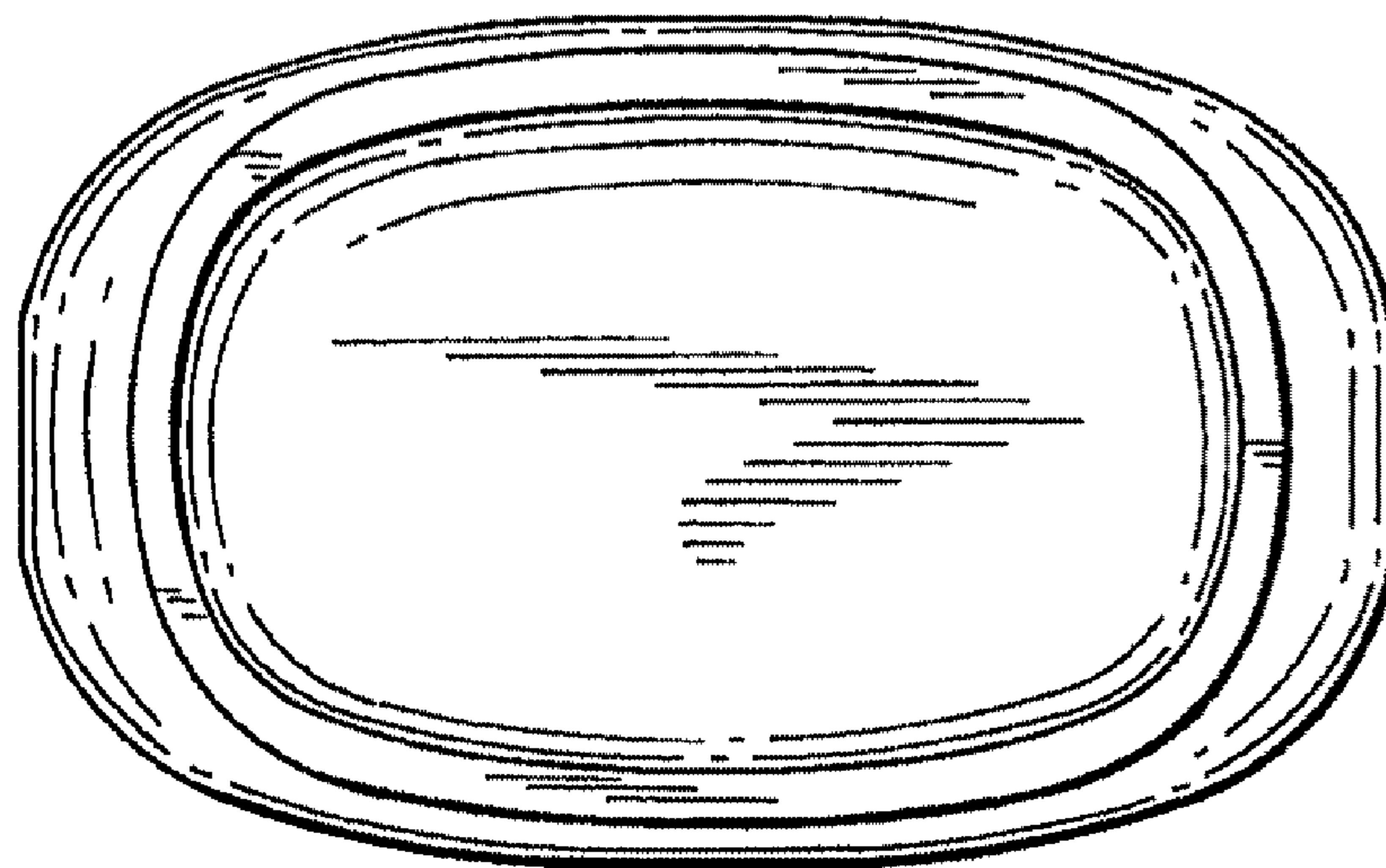


FIG. 6

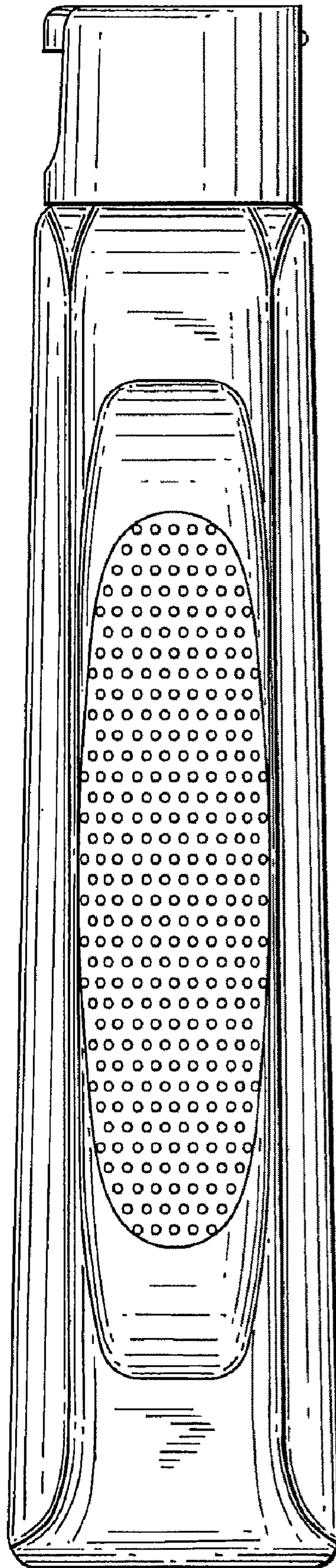


FIG. 4

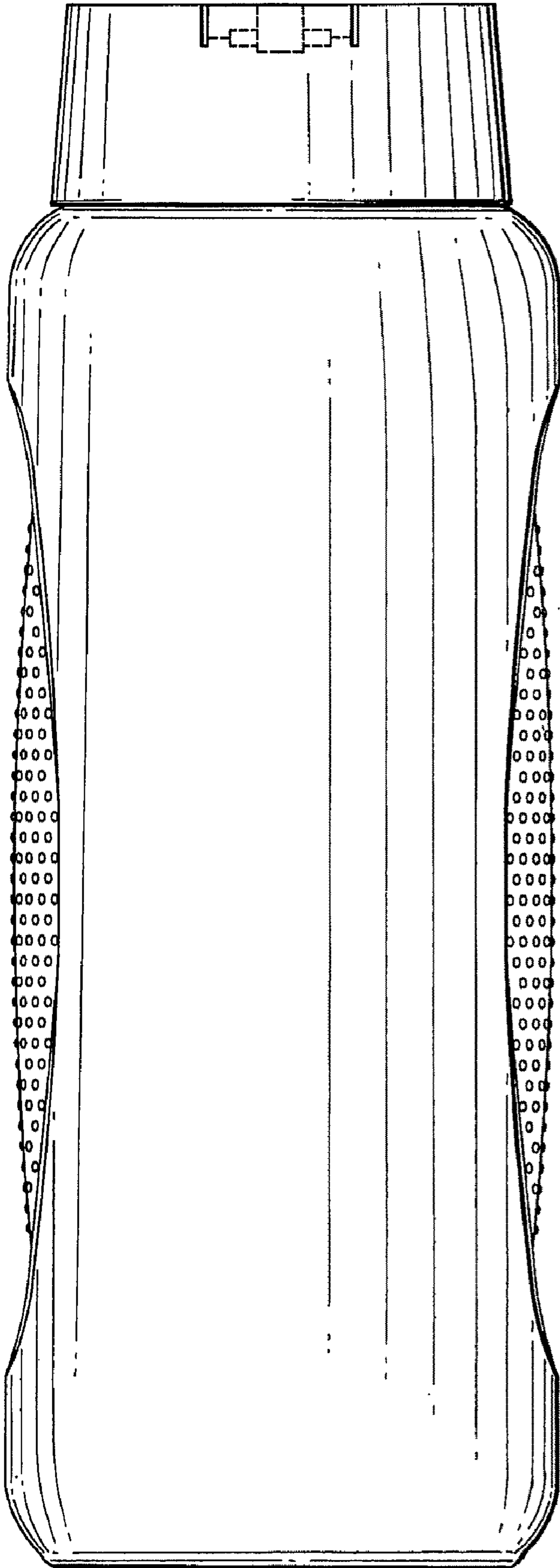


FIG.5