



US00D646949S

(12) **United States Design Patent**
Zaksenberg

(10) **Patent No.:** **US D646,949 S**

(45) **Date of Patent:** **** Oct. 18, 2011**

(54) **ENVELOPE OPENER**

(76) Inventor: **Issac Zaksenberg**, Scotch Plains, NJ
(US)

(**) Term: **14 Years**

(21) Appl. No.: **29/355,438**

(22) Filed: **Feb. 8, 2010**

Related U.S. Application Data

(63) Continuation-in-part of application No. 29/282,423,
filed on Jul. 19, 2007, now abandoned.

(51) **LOC (9) Cl.** **08-03**

(52) **U.S. Cl.** **D8/103**

(58) **Field of Classification Search** D8/102,
D8/103, 104, 356; D19/65; D11/66, 77,
D11/79, 81, 95, 98, 120, 133; D21/794,
D21/129; 30/294, 280
See application file for complete search history.

(56) **References Cited**

U.S. PATENT DOCUMENTS

D129,851 S *	10/1941	Philippe	D11/77
D378,904 S *	4/1997	Sciuto	D11/66
D455,978 S *	4/2002	Brown	D11/98
D456,476 S *	4/2002	Tate	D21/794
D473,813 S *	4/2003	Titus et al.	D11/66
D481,647 S *	11/2003	Drew	D11/56
D485,504 S *	1/2004	Drew	D11/56
D495,023 S *	8/2004	Kurachi	D22/129
D507,704 S *	7/2005	Dean et al.	D6/303
D520,905 S *	5/2006	Andrews	D11/133
D525,520 S *	7/2006	Martin	D8/356

D525,897 S *	8/2006	Raiman	D11/66
D526,886 S *	8/2006	Kramer	D8/356
D533,050 S *	12/2006	Kelleghan	D8/356
D540,905 S *	4/2007	Wilson	D22/129
D542,590 S *	5/2007	Levy et al.	D7/354
D544,811 S *	6/2007	Perkins	D11/120
D552,009 S *	10/2007	Jemente	D11/79
D555,033 S *	11/2007	Perkins	D11/120
D561,255 S *	2/2008	Oas	D19/65
D569,920 S *	5/2008	Falah	D21/440
D570,611 S *	6/2008	Samerdyke et al.	D6/303
D572,126 S *	7/2008	Tomaka	D8/395
D574,696 S *	8/2008	Greening	D8/347
D576,789 S *	9/2008	Mayer	D3/215
D585,196 S *	1/2009	Bundrick	D3/318
D586,113 S *	2/2009	Katz	D3/203.3
D590,885 S *	4/2009	Love	D19/65
D610,482 S *	2/2010	Shaw	D11/81
D639,700 S *	6/2011	Adams et al.	D11/95

* cited by examiner

Primary Examiner — Austin Murphy

(74) *Attorney, Agent, or Firm* — Jennifer Meredith, Esq.;
Meredith & Keyhani, PLLC

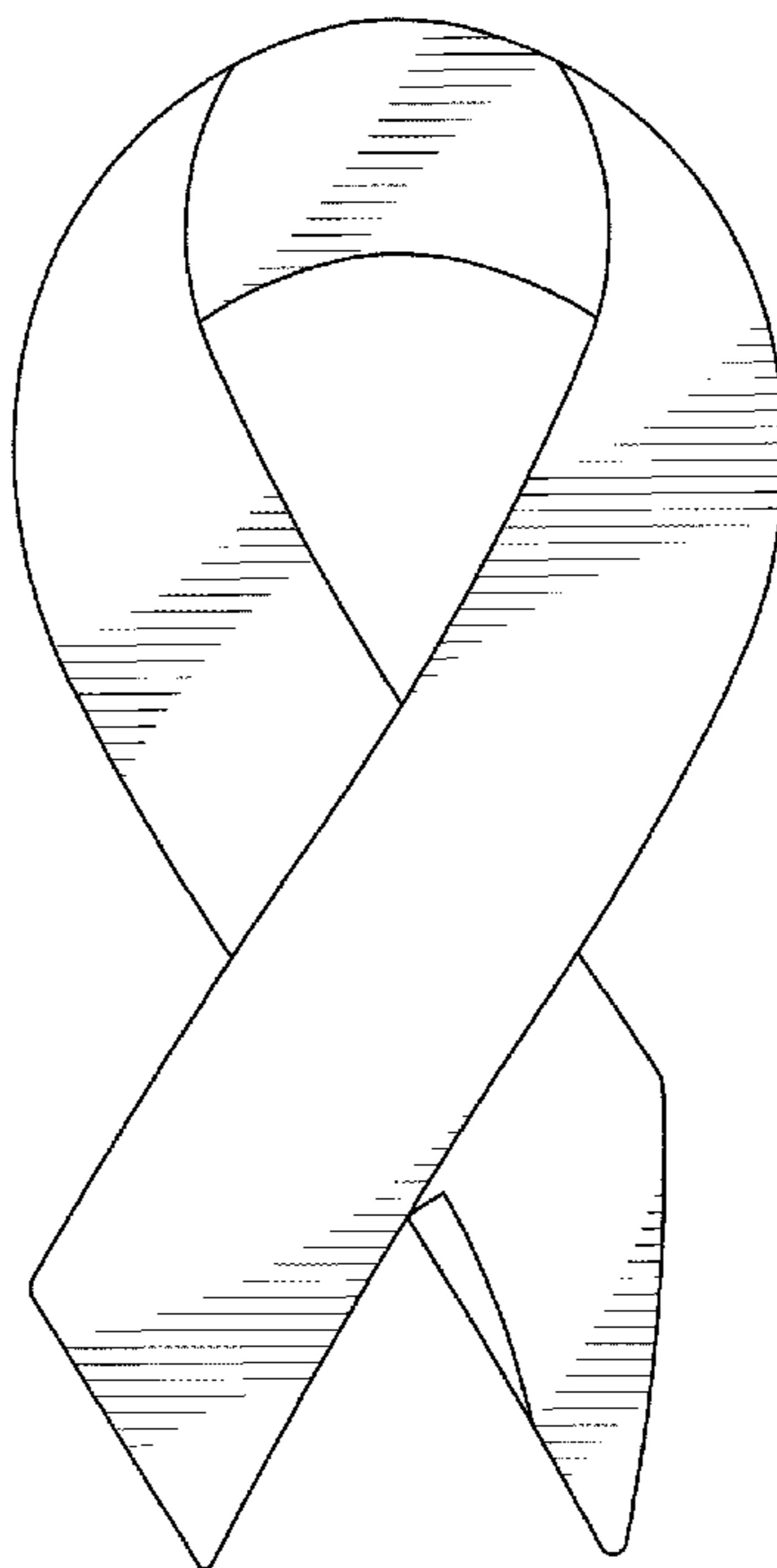
(57) **CLAIM**

I claim the ornamental design for the envelope opener, as
shown and described.

DESCRIPTION

FIG. 1 is a front view;
FIG. 2 is a top view;
FIG. 3 is a back view;
FIG. 4 is a right side view;
FIG. 5 is a left side view; and,
FIG. 6 is a bottom view.

1 Claim, 2 Drawing Sheets



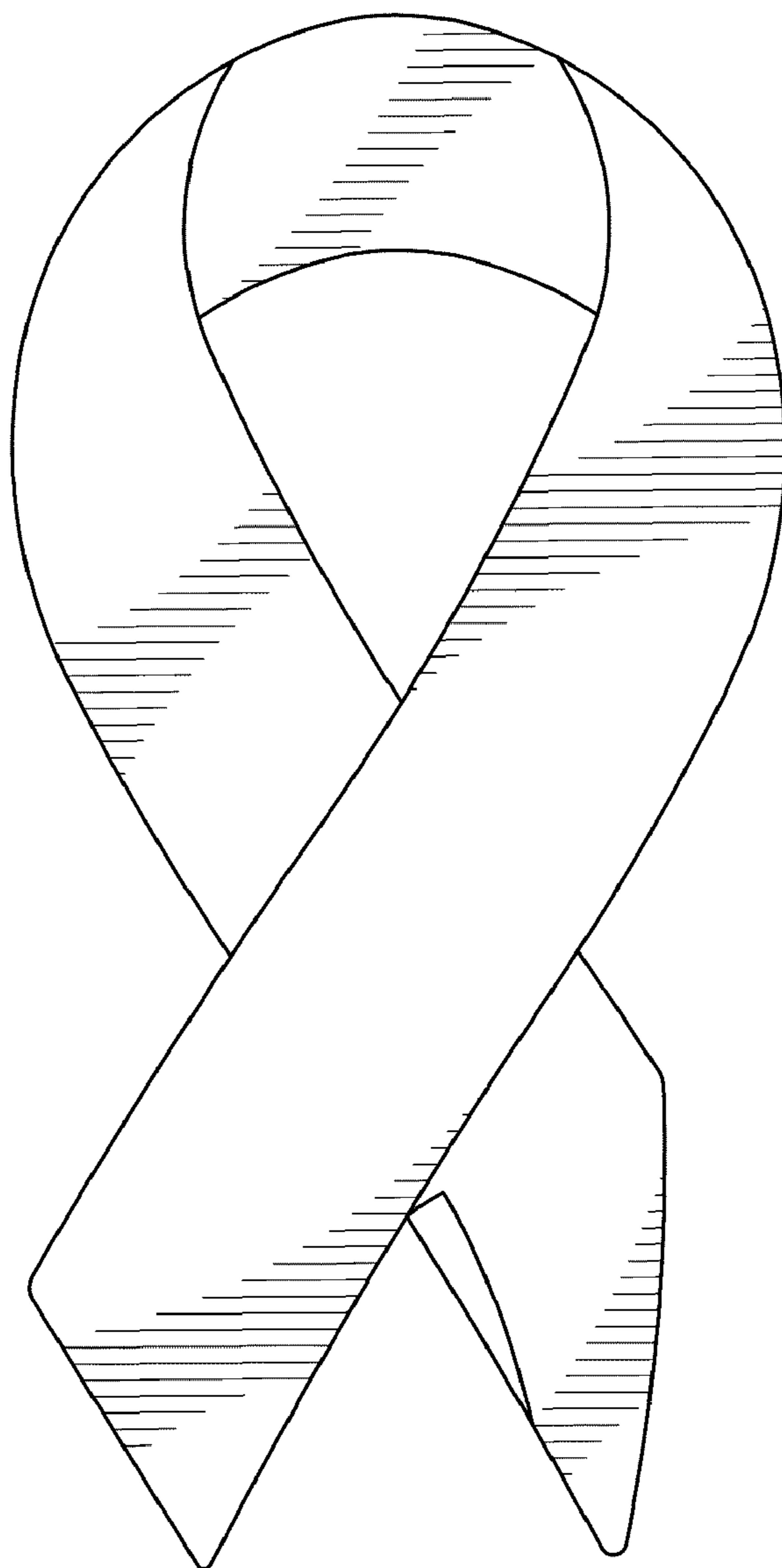


FIG. 1

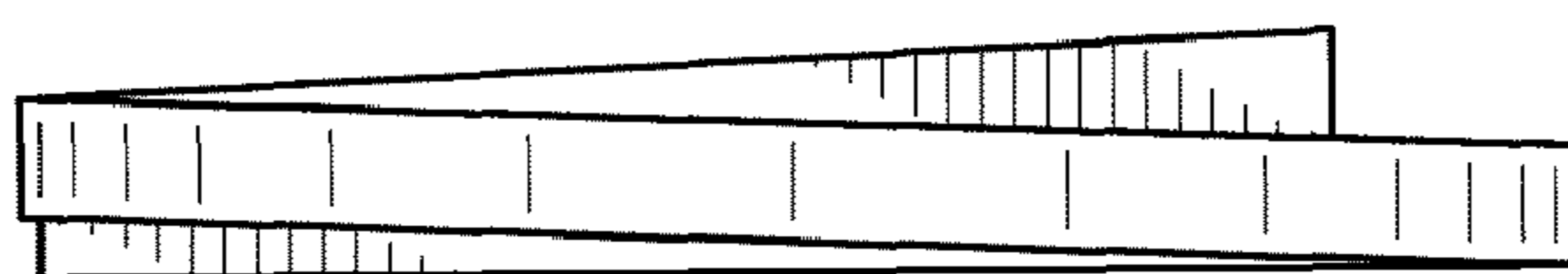


FIG. 2

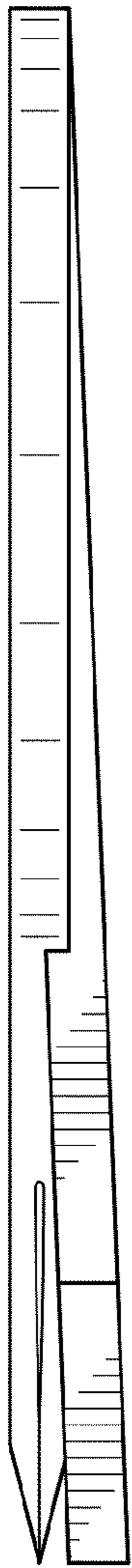


FIG. 5

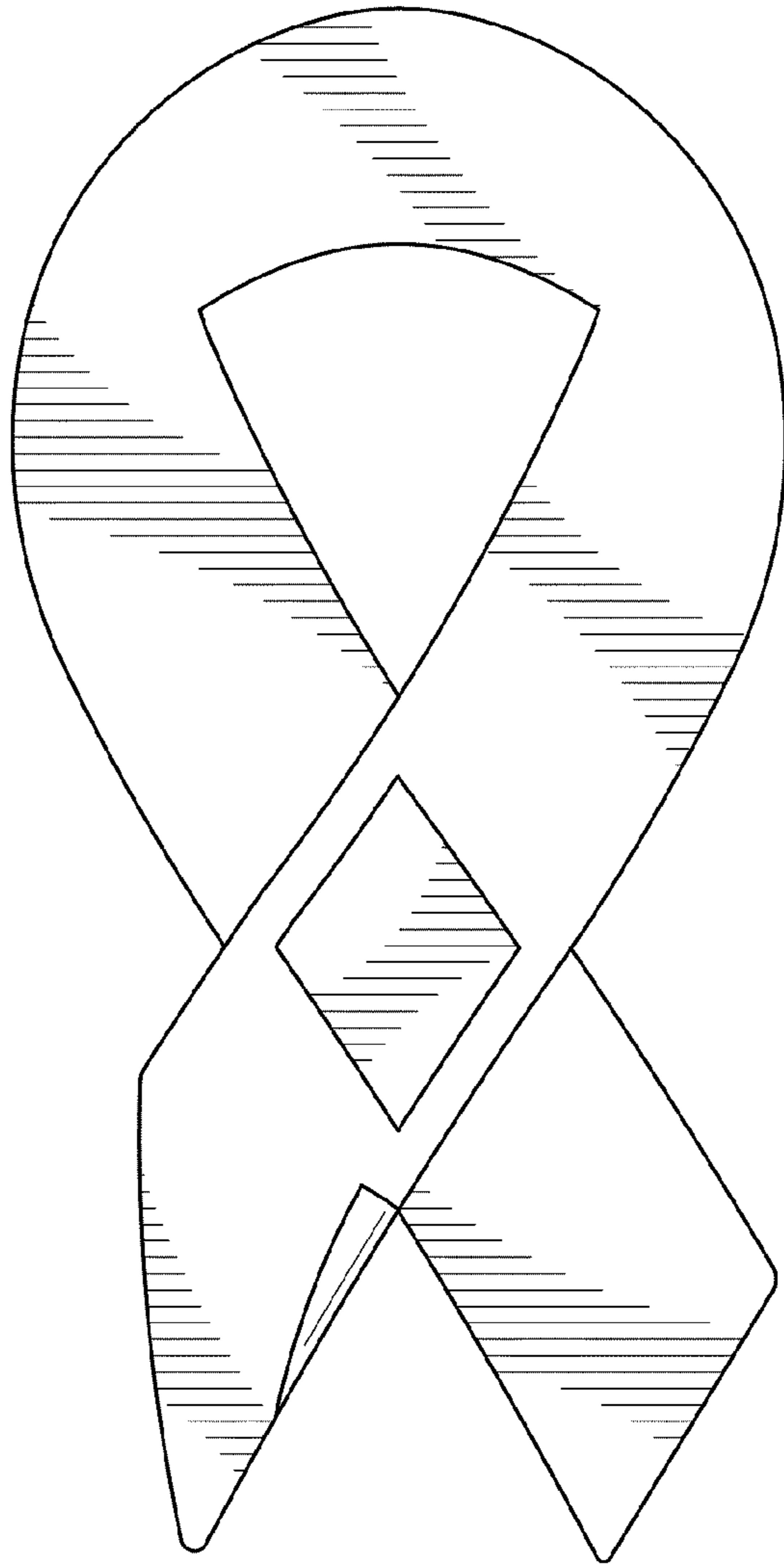


FIG. 3

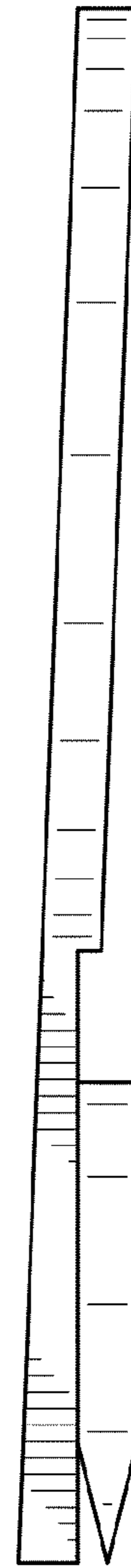


FIG. 4

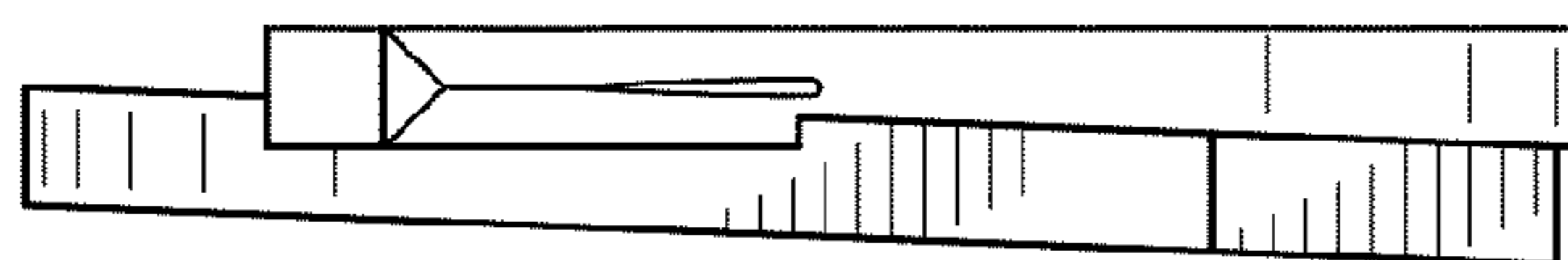


FIG. 6