



US00D646945S

(12) **United States Design Patent**
Bhasin

(10) **Patent No.:** **US D646,945 S**

(45) **Date of Patent:** **** Oct. 18, 2011**

(54) **SCISSORS**

(75) Inventor: **Hanuman Prasad Bhasin**, Suita (JP)

(73) Assignee: **B.H.P. Industries Co., Ltd.**, Suita-shi (JP)

(**) Term: **14 Years**

(21) Appl. No.: **29/378,678**

(22) Filed: **Nov. 8, 2010**

(30) **Foreign Application Priority Data**

May 11, 2010 (JP) 2010-011490

(51) **LOC (9) Cl.** **08-03**

(52) **U.S. Cl.** **D8/57**

(58) **Field of Classification Search** D8/4, 5,
D8/51-58, 105-107; D7/693; 7/135, 136;
30/131, 194, 195, 229-235, 254-258, 268,
30/350, 341

See application file for complete search history.

(56) **References Cited**

U.S. PATENT DOCUMENTS

D118,280 S *	12/1939	Hausmann	D8/57
D310,469 S *	9/1990	Dressler	D8/57
D338,604 S *	8/1993	Ramsey	D8/57
D413,778 S *	9/1999	Matthews et al.	D8/57
D496,837 S *	10/2004	Tomchak et al.	D8/5
D502,371 S *	3/2005	Pia	D8/57
D502,853 S *	3/2005	Peterson	D8/57

D523,307 S *	6/2006	Chang	D8/57
D529,774 S *	10/2006	Davis	D8/57
D557,096 S *	12/2007	Wu	D8/57
D584,122 S *	1/2009	Caroca	D8/57
D590,223 S *	4/2009	Pearson et al.	D8/57
D594,723 S *	6/2009	Kim	D8/57
D631,716 S *	2/2011	Roberts et al.	D8/57

* cited by examiner

Primary Examiner — Cathron Brooks

Assistant Examiner — Deanna Fluegeman

(74) *Attorney, Agent, or Firm* — W. F. Fasse; W. G. Fasse

(57) **CLAIM**

The ornamental design for a scissors, as shown and described.

DESCRIPTION

FIG. 1 is a front view of a scissors showing my new design;
 FIG. 2 is a rear view thereof;
 FIG. 3 is a top plan view thereof;
 FIG. 4 is a bottom plan view thereof;
 FIG. 5 is a left side view thereof;
 FIG. 6 is a right side view thereof;
 FIG. 7 is an end view of the sectioned part taken along the
 arrowed line A-A thereof;
 FIG. 8 is an end view of the sectioned part taken along the
 arrowed line B-B thereof;
 FIG. 9 is an end view of the sectioned part taken along the
 arrowed line C-C thereof;
 FIG. 10 is an end view of the sectioned part taken along the
 arrowed line D-D thereof; and,
 FIG. 11 is a front view thereof showing the opened state.

1 Claim, 6 Drawing Sheets

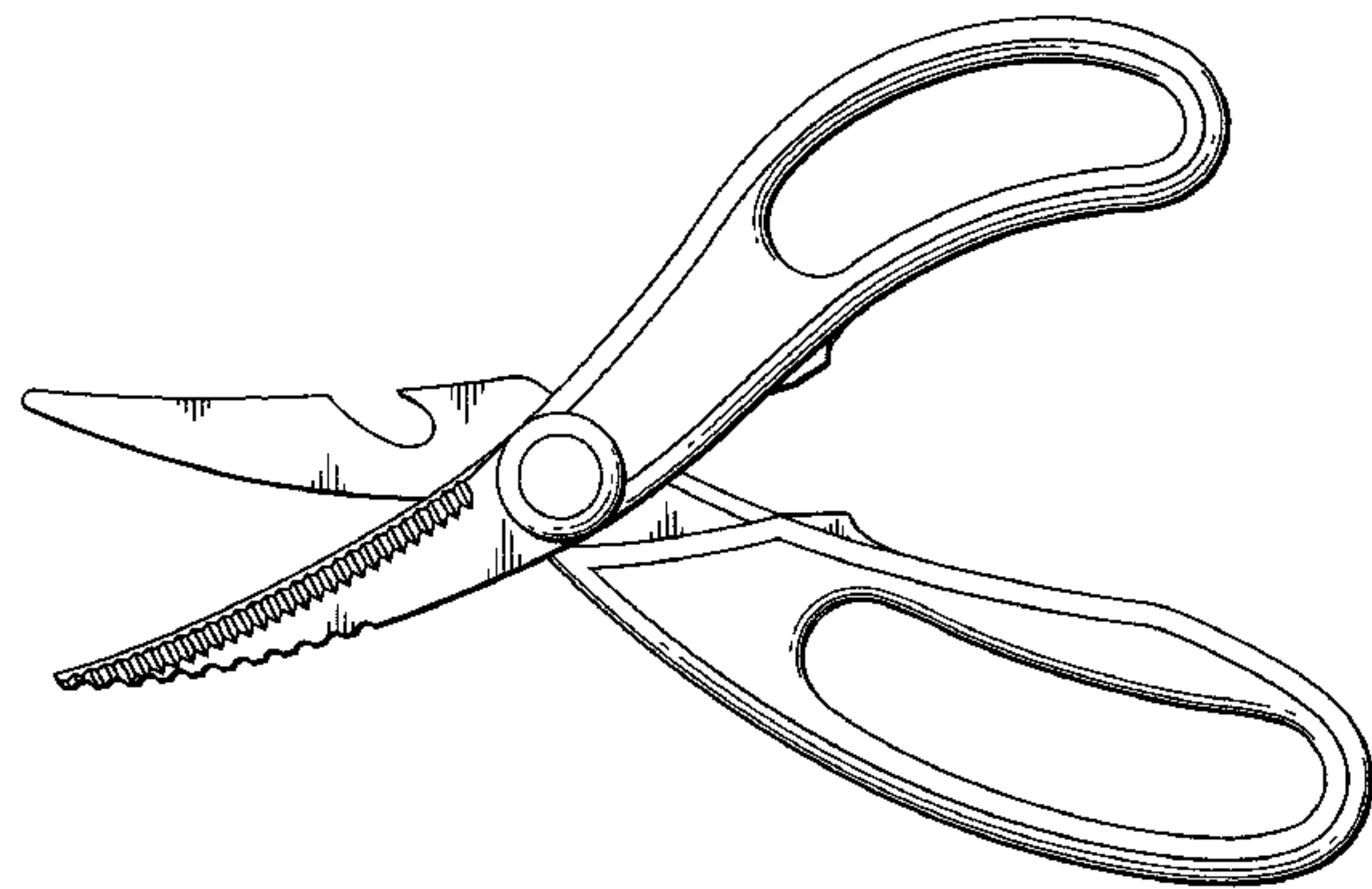
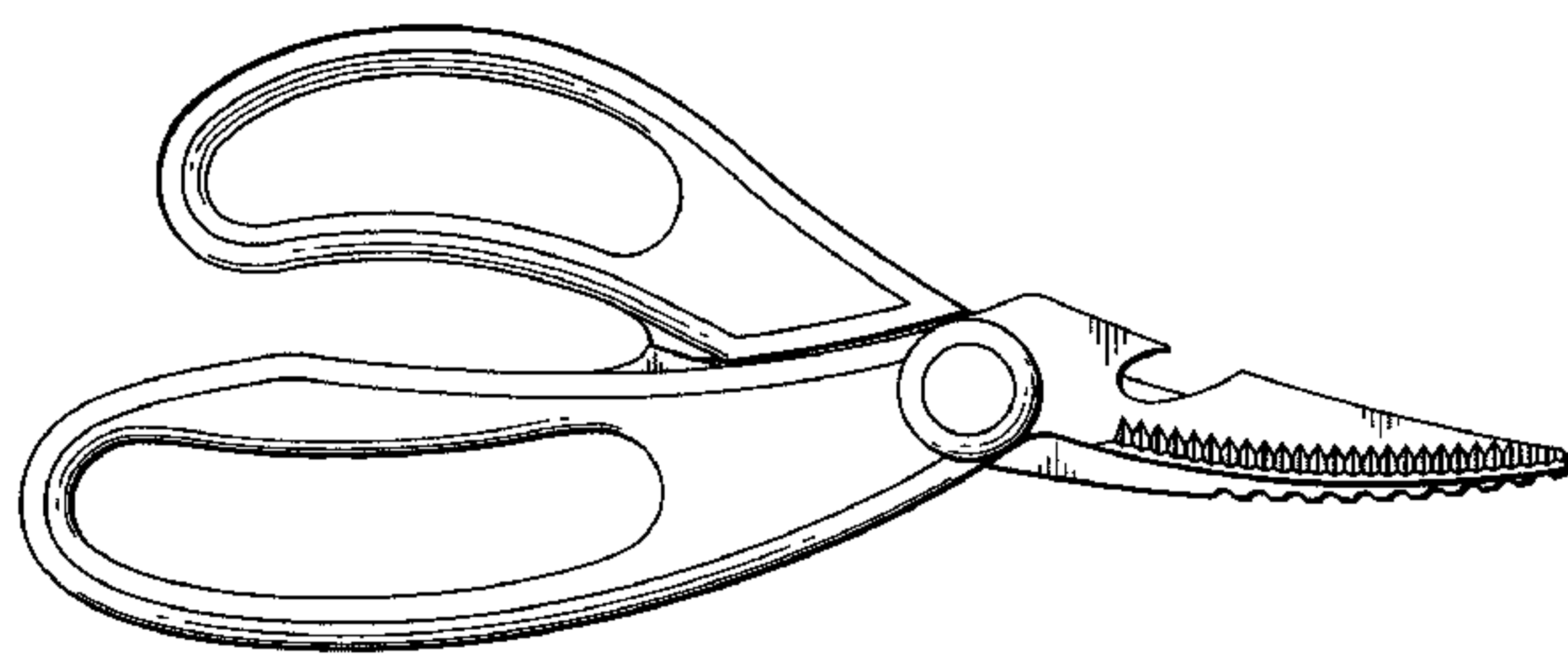


FIG.1

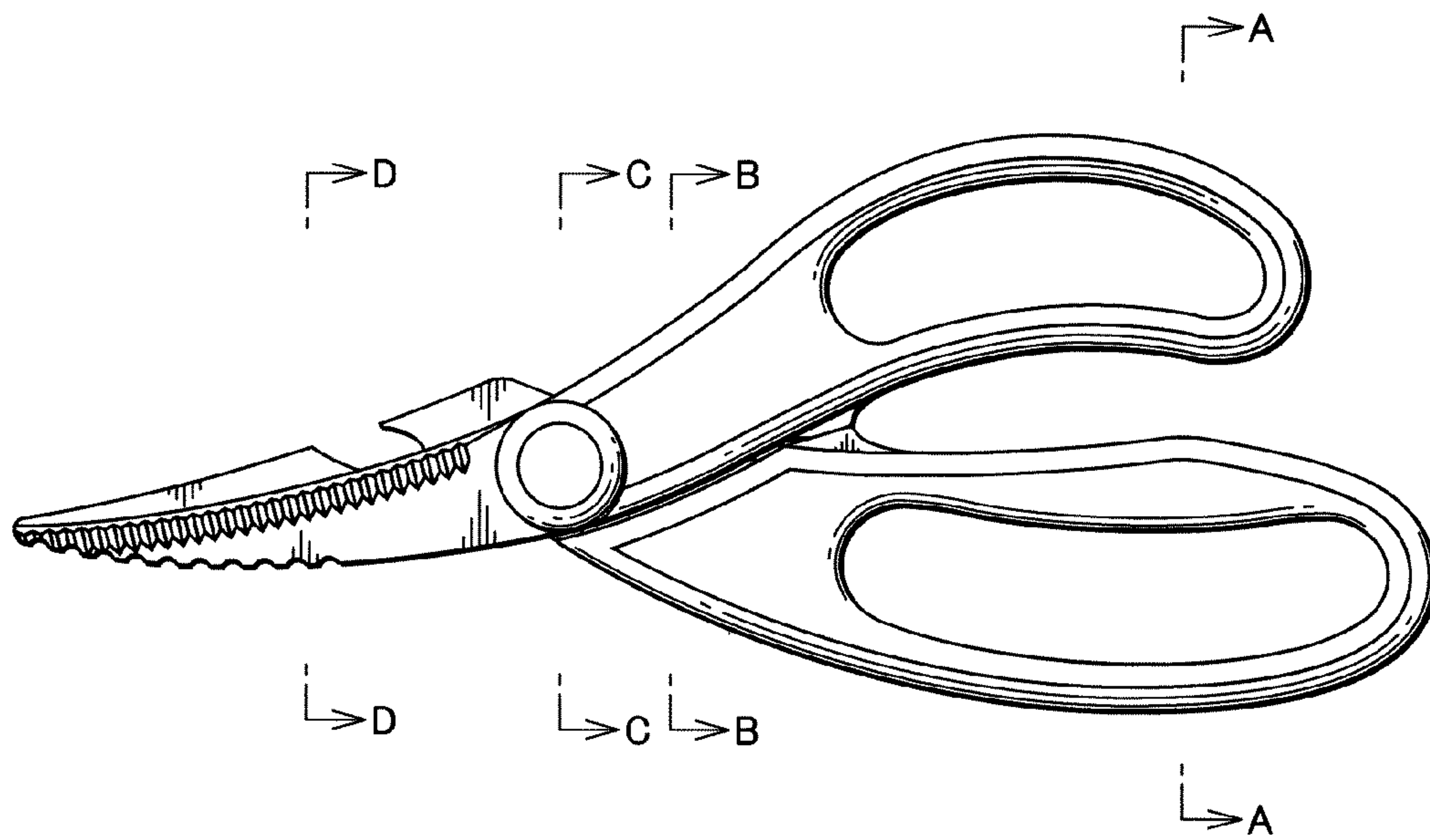


FIG.2

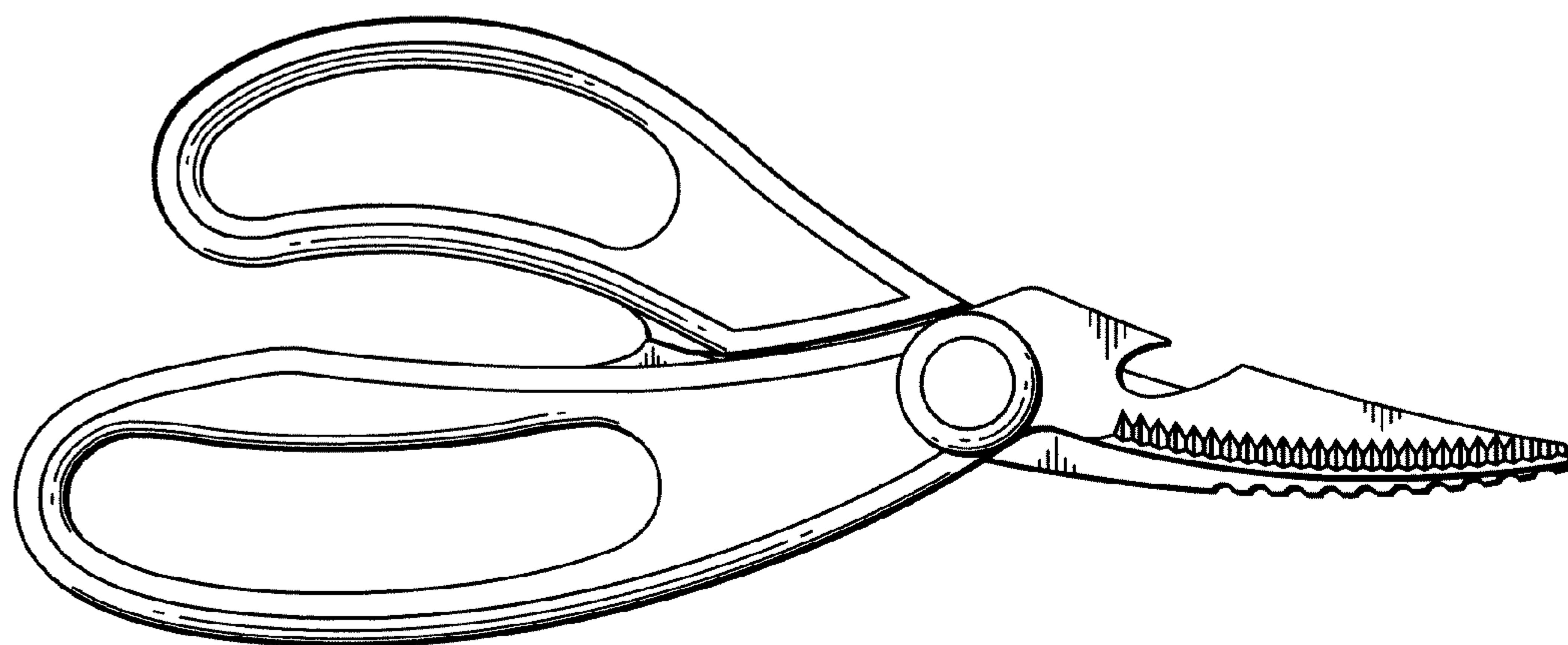


FIG.3

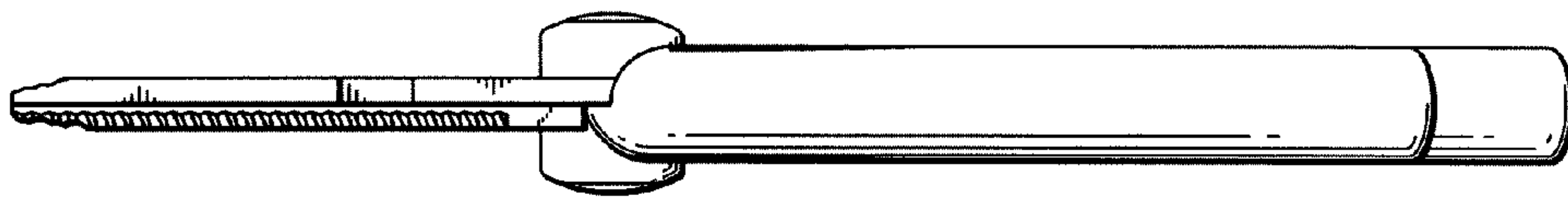


FIG.4

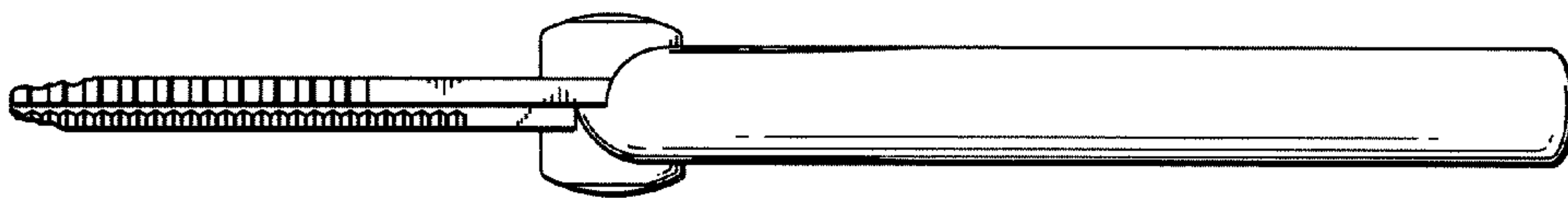


FIG.5

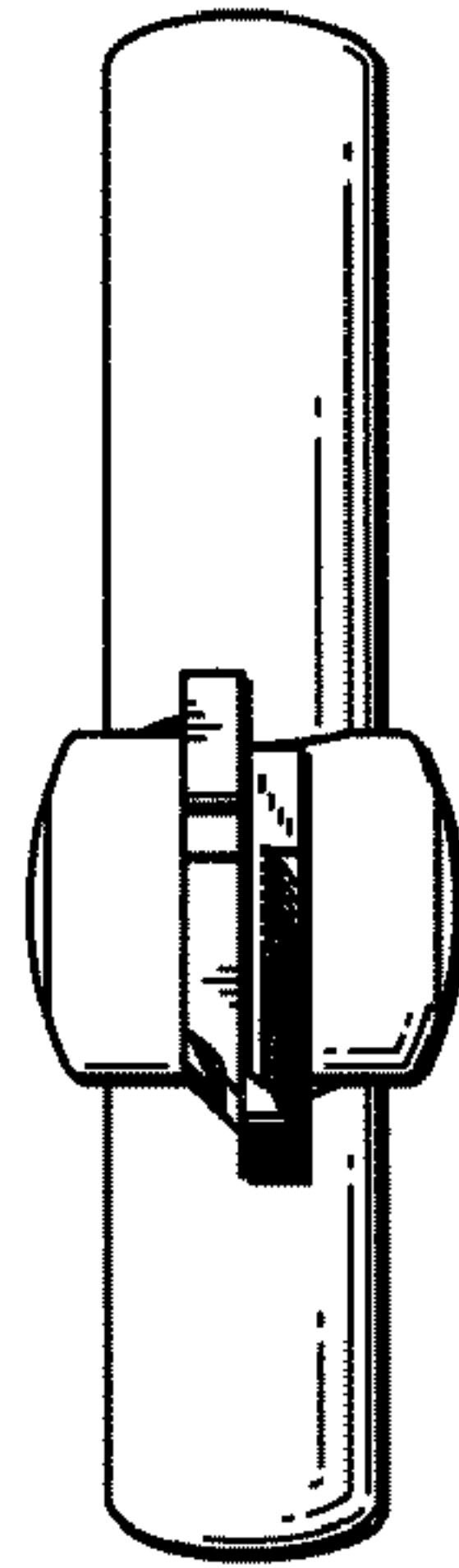


FIG.6

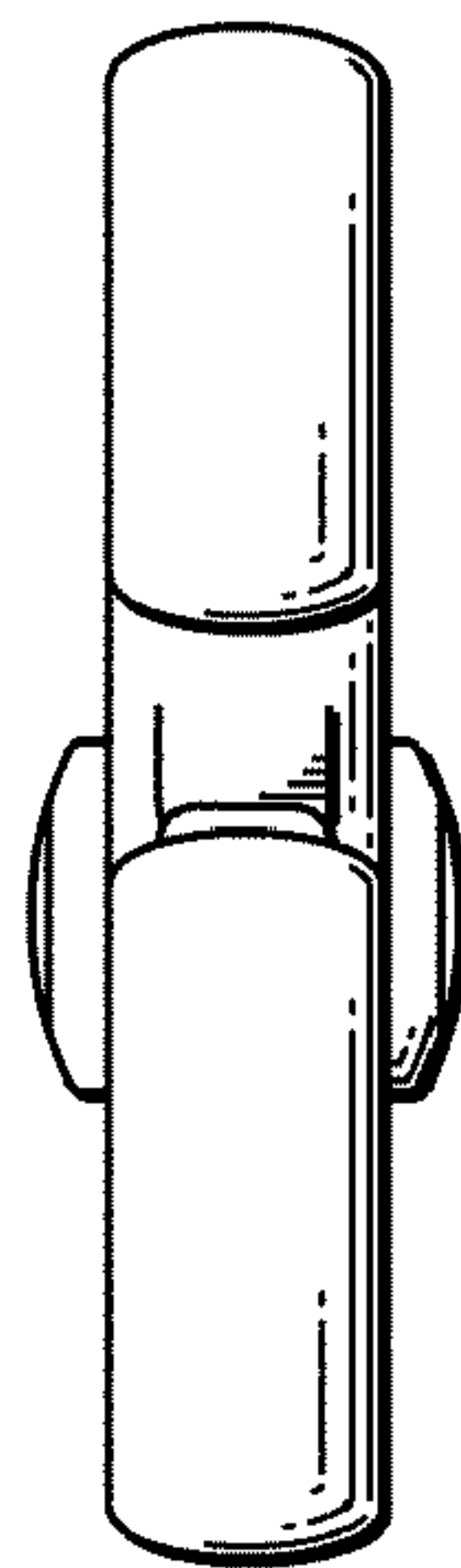


FIG.7

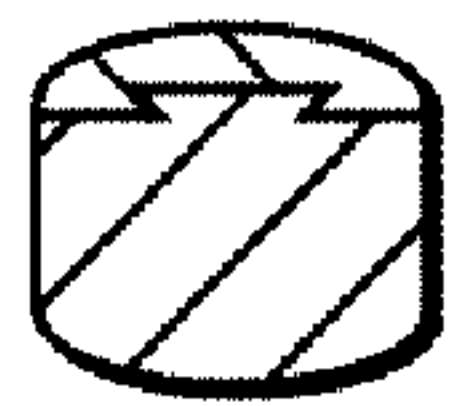


FIG.8

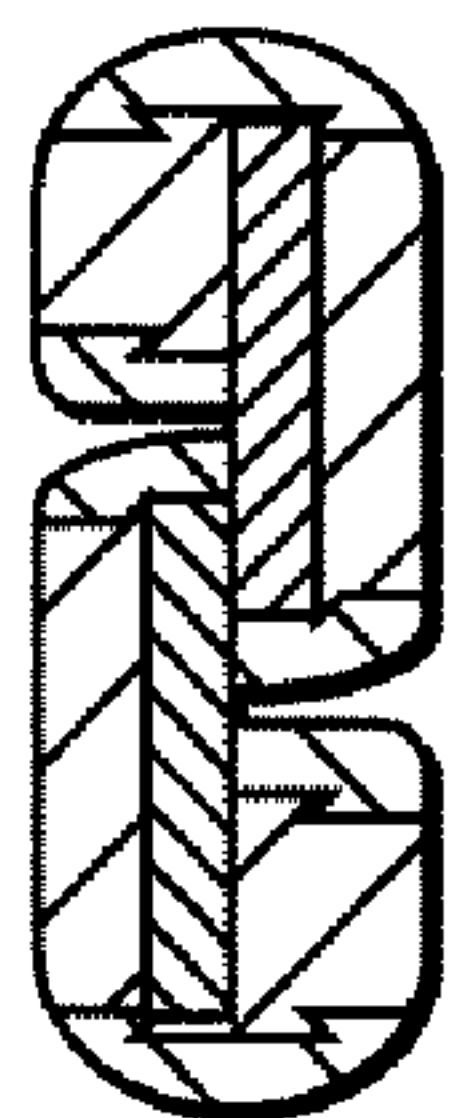


FIG.9




FIG.10



FIG.11

