

US00D646942S

(12) **United States Design Patent**
Bhasin

(10) **Patent No.:** **US D646,942 S**
(45) **Date of Patent:** **** Oct. 18, 2011**

(54) **SCISSORS**

(75) Inventor: **Hanuman Prasad Bhasin**, Suita (JP)

(73) Assignee: **B.H.P. Industries Co., Ltd.**, Suita-shi (JP)

(**) Term: **14 Years**

(21) Appl. No.: **29/365,817**

(22) Filed: **Jul. 15, 2010**

(30) **Foreign Application Priority Data**

Jun. 28, 2010 (JP) 2010-015761

(51) **LOC (9) Cl.** **08-03**

(52) **U.S. Cl.** **D8/57**

(58) **Field of Classification Search** D8/4, 5,
D8/51-58, 105-107; D7/693; 7/135-136;
30/131, 194, 195, 229-235, 254-258, 268,
30/350, 341

See application file for complete search history.

(56) **References Cited**

U.S. PATENT DOCUMENTS

| | | | | |
|---------------|---------|--------------|-------|--------|
| D118,280 S * | 12/1939 | Hausmann | | D8/57 |
| D161,004 S * | 11/1950 | Cook | | D8/57 |
| 2,728,140 A * | 12/1955 | Krusius | | 30/268 |
| D243,650 S * | 3/1977 | Hayashi | | D8/55 |
| D246,223 S * | 11/1977 | Hayashi | | D8/55 |
| D251,178 S * | 2/1979 | Hayashi | | D8/57 |
| D276,975 S * | 1/1985 | Wordtmann | | D8/57 |
| D305,294 S * | 1/1990 | Cohen et al. | | D8/57 |
| D310,469 S * | 9/1990 | Dressler | | D8/57 |
| 5,119,561 A * | 6/1992 | Olds | | 30/254 |
| D337,248 S * | 7/1993 | Tanfoglio | | D8/57 |
| 5,528,833 A * | 6/1996 | Sakuma | | 30/260 |

| | | | | |
|--------------|---------|------------------|-------|-------|
| D384,260 S * | 9/1997 | Dunch | | D8/57 |
| D394,593 S * | 5/1998 | Komori | | D8/57 |
| D421,375 S * | 3/2000 | Carlson et al. | | D8/57 |
| D431,436 S * | 10/2000 | Gstalder | | D8/57 |
| D460,334 S * | 7/2002 | Carpenter et al. | | D8/57 |
| D471,780 S * | 3/2003 | Lai | | D8/57 |
| D483,635 S * | 12/2003 | Silver et al. | | D8/57 |
| D522,331 S * | 6/2006 | Peterson et al. | | D8/57 |
| D523,307 S * | 6/2006 | Chang | | D8/57 |
| D529,774 S * | 10/2006 | Davis | | D8/57 |
| D565,373 S * | 4/2008 | Fazzi et al. | | D8/57 |
| D594,723 S * | 6/2009 | Kim | | D8/57 |
| D631,716 S * | 2/2011 | Roberts et al. | | D8/57 |

* cited by examiner

Primary Examiner — Cathron Brooks

Assistant Examiner — Deanna Fluegeman

(74) *Attorney, Agent, or Firm* — W. F. Fasse; W. G. Fasse

(57) **CLAIM**

The ornamental design for a scissors, as shown and described.

DESCRIPTION

FIG. 1 is a front view of a scissors showing my new design;
 FIG. 2 is a rear view thereof;
 FIG. 3 is a top plan view thereof;
 FIG. 4 is a bottom plan view thereof;
 FIG. 5 is a left side view thereof;
 FIG. 6 is a right side view thereof;
 FIG. 7 is an end view of the sectioned part taken along the
 arrowed line A-A thereof;
 FIG. 8 is an end view of the sectioned part taken along the
 arrowed line B-B thereof;
 FIG. 9 is an end view of the sectioned part taken along the
 arrowed line C-C thereof;
 FIG. 10 is a front view thereof showing the opened state; and,
 FIG. 11 is an exploded view thereof.

1 Claim, 6 Drawing Sheets

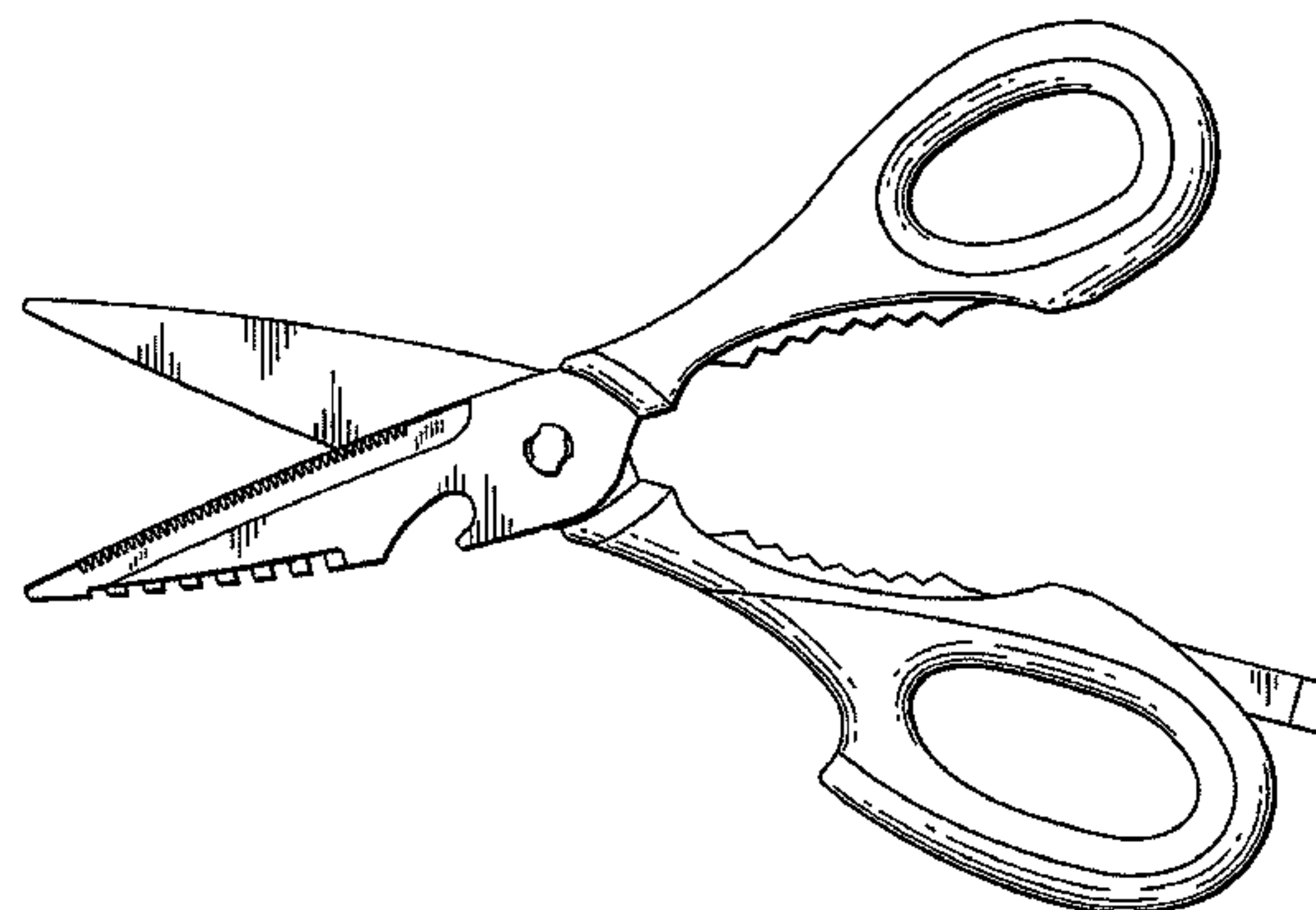
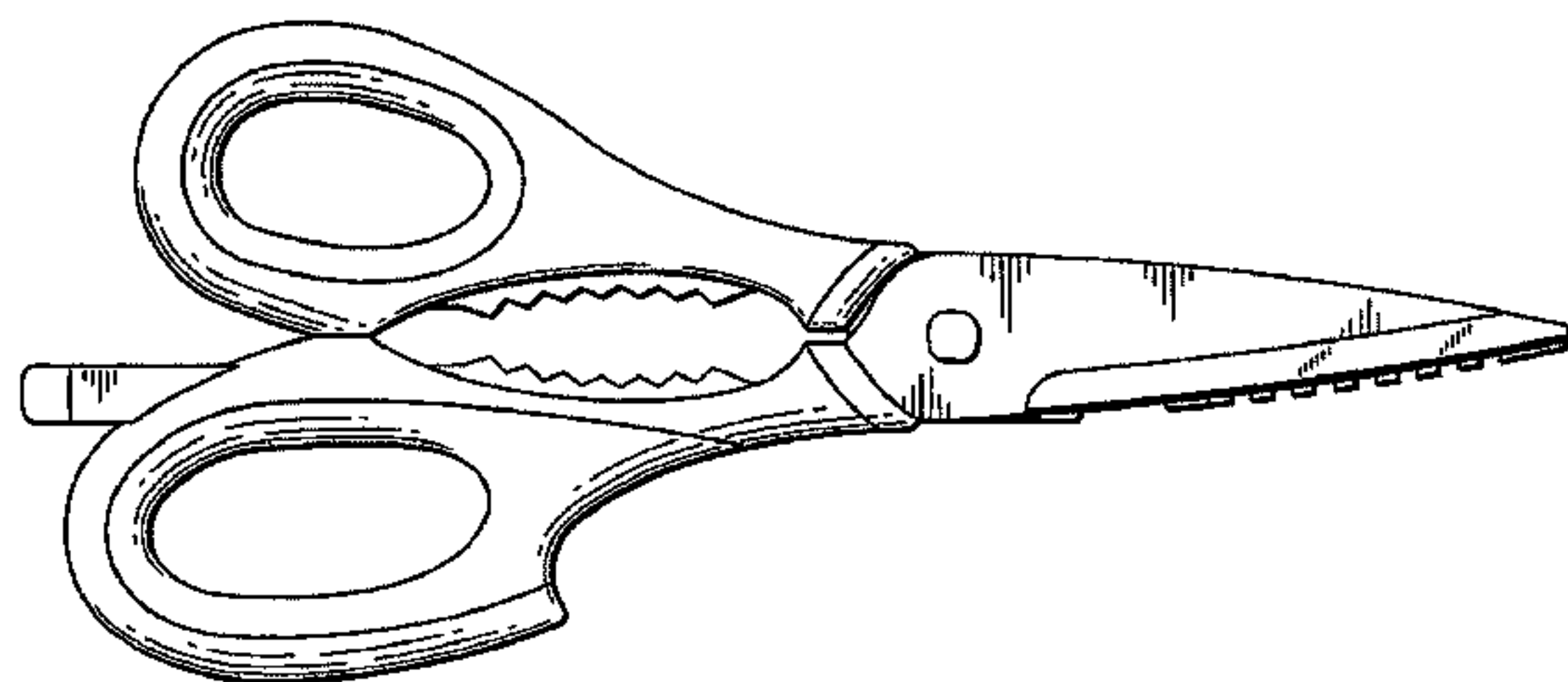


FIG.1

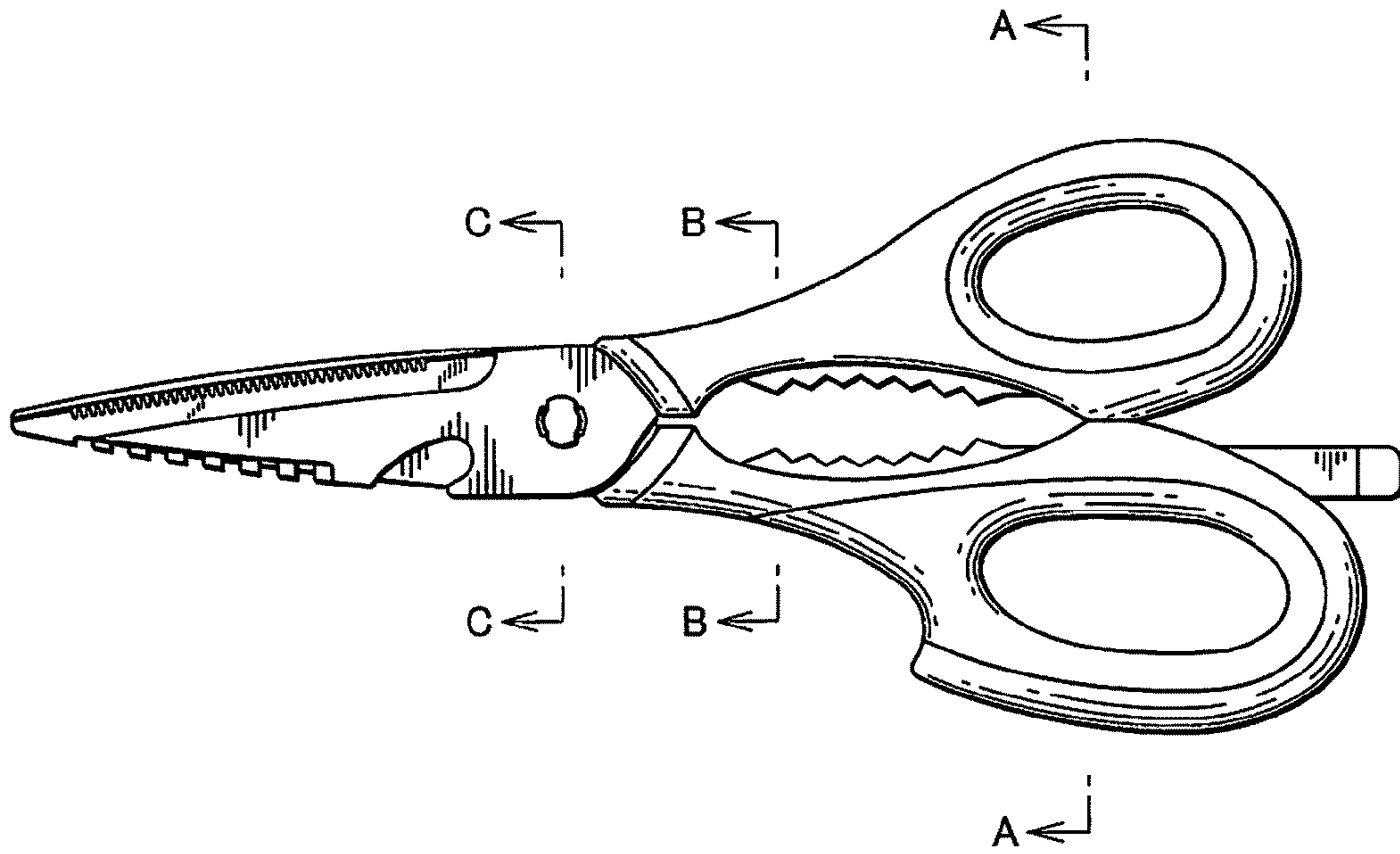


FIG.2

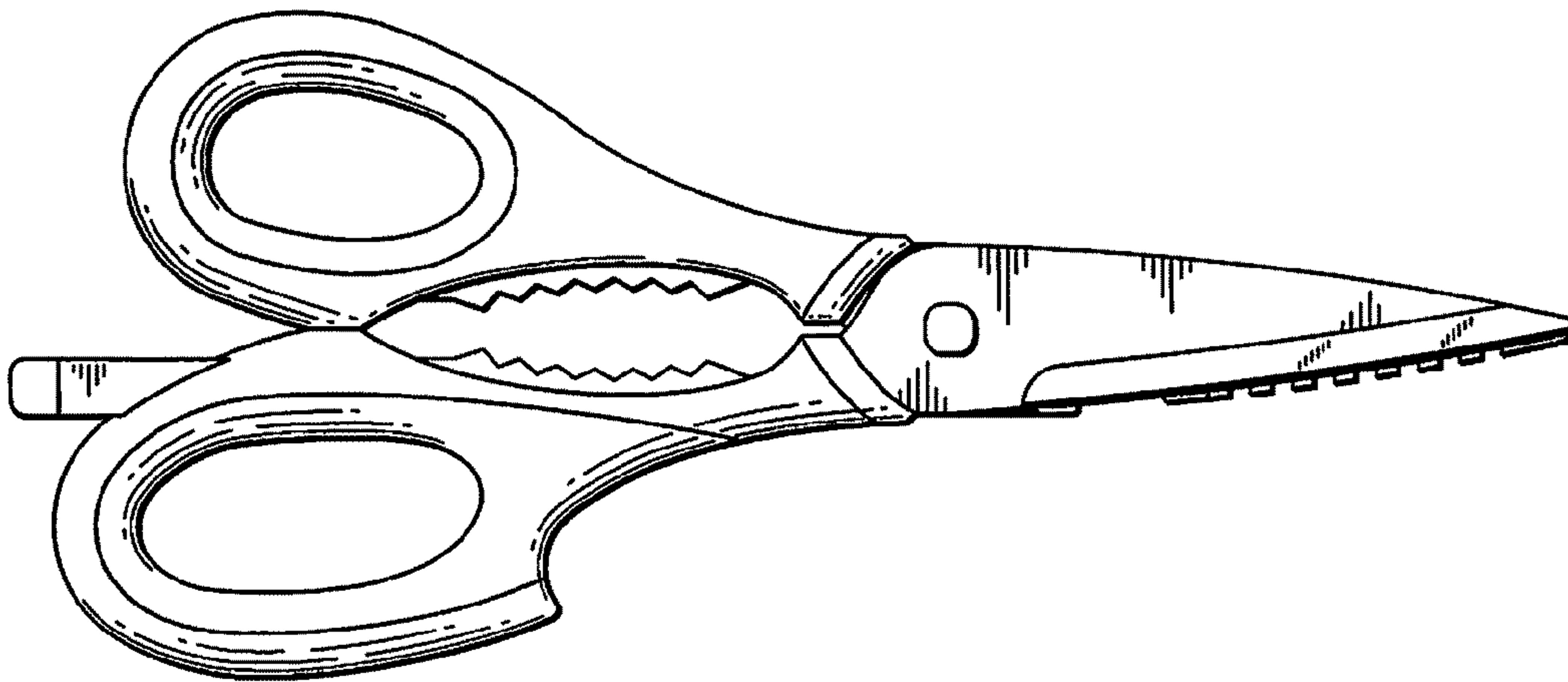


FIG.3

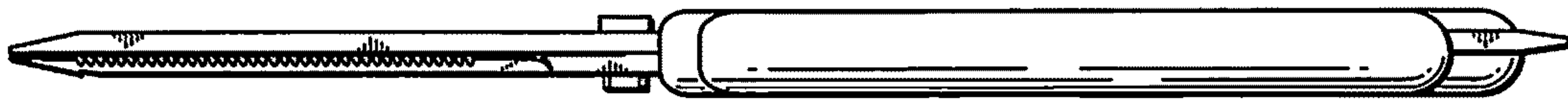


FIG.4



FIG.5



FIG.6



FIG.7



FIG.8



FIG.9



FIG.10

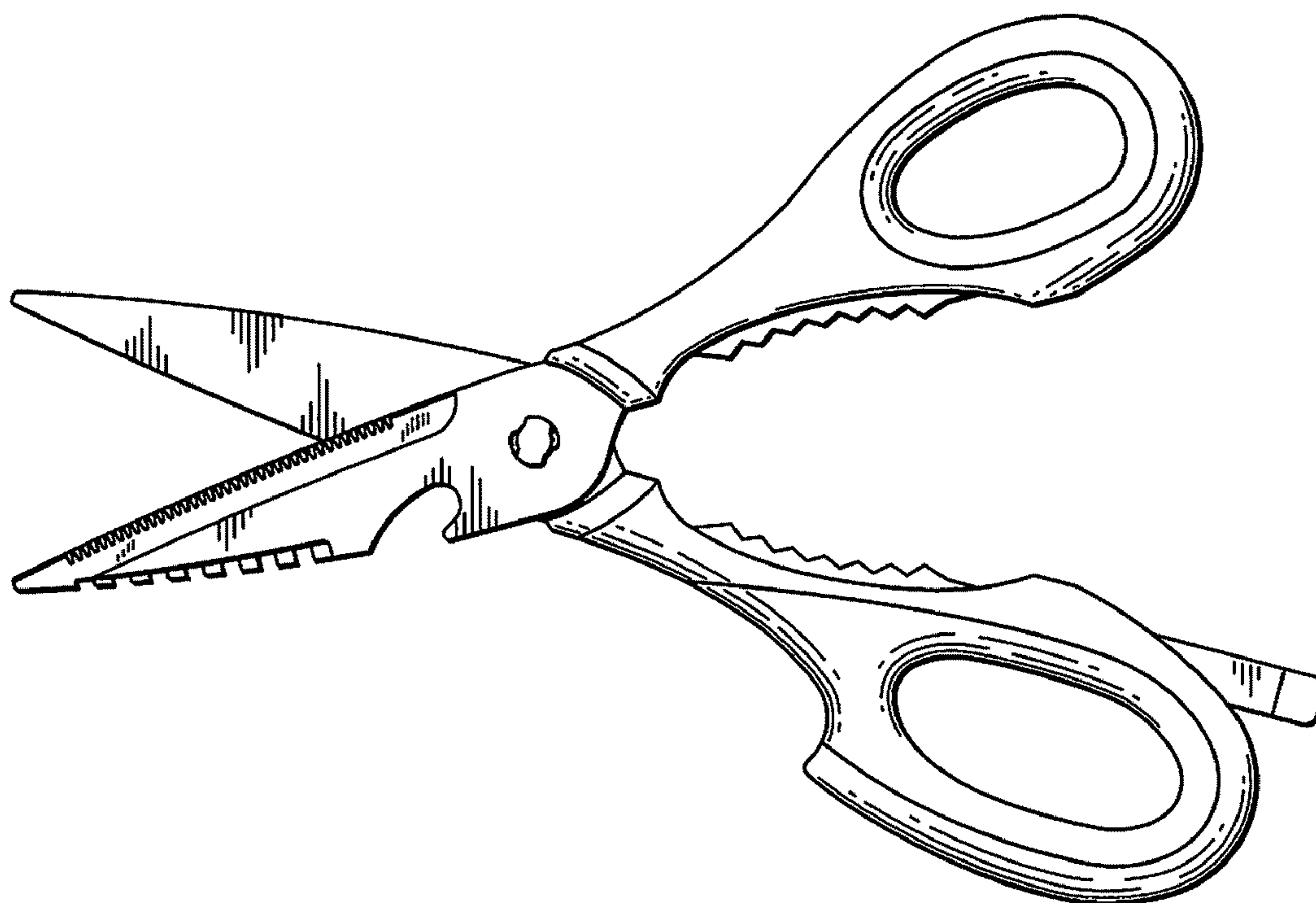


FIG.11

