



US00D646938S

(12) **United States Design Patent**  
**Silvers et al.**

(10) **Patent No.:** **US D646,938 S**  
(45) **Date of Patent:** **\*\* Oct. 18, 2011**

- (54) **BOTTLE BLADE**
- (75) Inventors: **Michael Henry Silvers**, Ultimo (AU);  
**Sam Tam**, Ultimo (AU)
- (73) Assignee: **Howard Silvers & Sons Pty Ltd**,  
Ultimo, NSW (AU)
- (\*\*) Term: **14 Years**
- (21) Appl. No.: **29/383,132**
- (22) Filed: **Jan. 12, 2011**

4,967,622 A	11/1990	Phillips	
D335,432 S	5/1993	Vaughan	
D336,023 S	6/1993	Alpers	
5,457,834 A	10/1995	Allen, Sr.	
5,509,380 A	4/1996	Tipp	
D420,265 S	2/2000	Pierce	
D437,753 S *	2/2001	Hastings et al.	..... D8/18
6,220,118 B1	4/2001	Pacheco et al.	
D461,107 S	8/2002	Pitt	
D462,000 S	8/2002	Hightower	
D479,965 S	9/2003	Song	
D479,967 S	9/2003	Schülein	
D488,689 S	4/2004	Smith	
D495,572 S	9/2004	Yeung	
D553,458 S	10/2007	Hood	
D579,739 S	11/2008	Barone	
7,559,532 B1	7/2009	Kodi	
D624,373 S	9/2010	Brundige	

**Related U.S. Application Data**

- (62) Division of application No. 29/361,088, filed on May 5, 2010, now Pat. No. Des. 637,463.
- (51) **LOC (9) Cl.** ..... **07-99**
- (52) **U.S. Cl.** ..... **D8/18**
- (58) **Field of Classification Search** ..... D8/14,  
D8/16-20, 33-43, 88, 89, 98, 105; 7/113,  
7/151-156; 30/400-410, 416-430, 433,  
30/434, 443, 450; 81/3.07, 3.09, 3.2, 3.27,  
81/3.29, 3.31, 3.35, 3.37, 3.4, 3.45, 3.48,  
81/3.49, 3.55

See application file for complete search history.

**References Cited**

**U.S. PATENT DOCUMENTS**

930,732 A	8/1909	Coughlin	
D142,845 S	11/1945	Dresdner	
D164,448 S *	9/1951	Ransom	..... D8/18
D196,249 S *	9/1963	Kominik	..... D8/40
3,415,093 A	12/1968	Newell	
D287,093 S	12/1986	Ryan	
D298,794 S	12/1988	Allen	

\* cited by examiner

*Primary Examiner* — Garth Rademaker

(74) *Attorney, Agent, or Firm* — Greenberg Traurig, LLP


**CLAIM**

The ornamental design for a bottle blade, as shown and described.

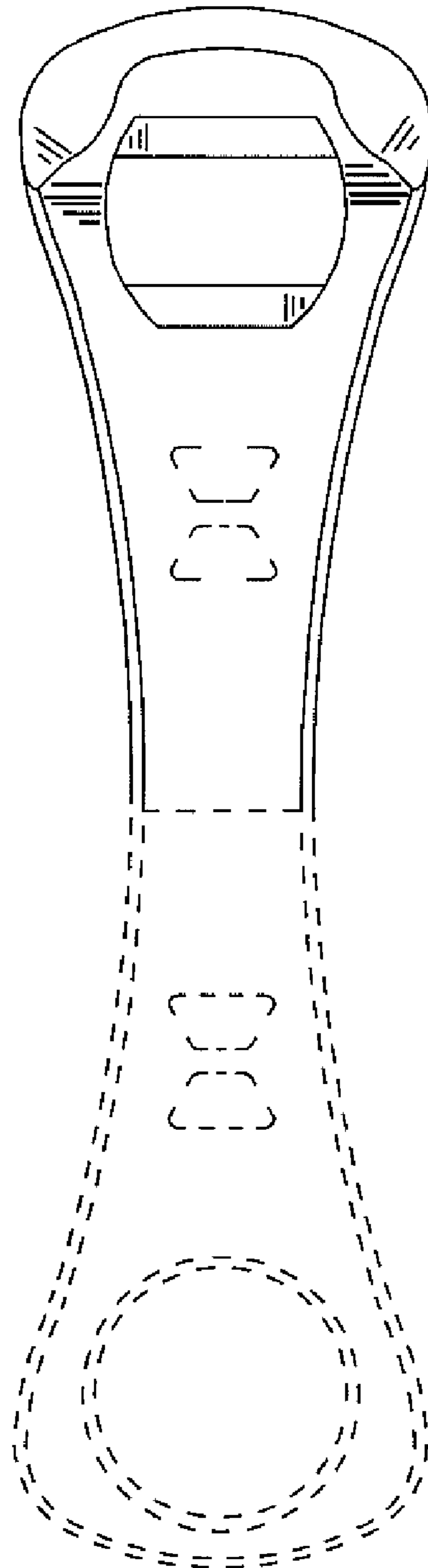
**DESCRIPTION**

FIG. 1 is a top plan view of a bottle blade showing our new design;  
 FIG. 2 is a bottom plan view thereof;  
 FIG. 3 is a side elevation view thereof;  
 FIG. 4 is an opposite side elevation view thereof;  
 FIG. 5 is a top perspective view thereof; and,  
 FIG. 6 is a bottom perspective view thereof.  
 The broken lines depict environmental subject matter only and form no part of the claimed design.

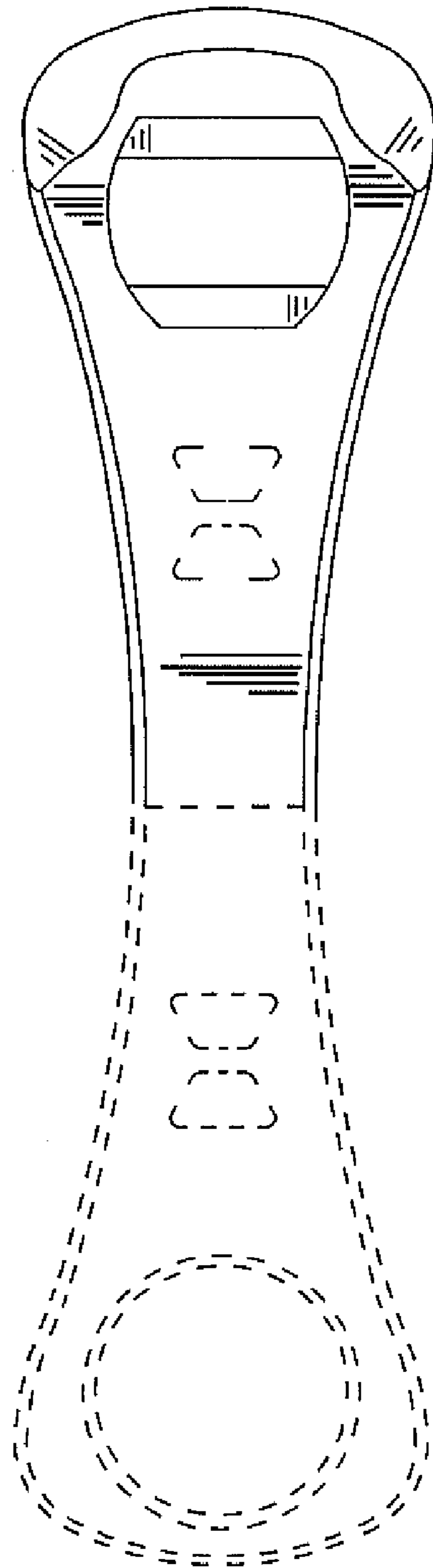
**1 Claim, 6 Drawing Sheets**




# FIGURE 1



# FIGURE 2



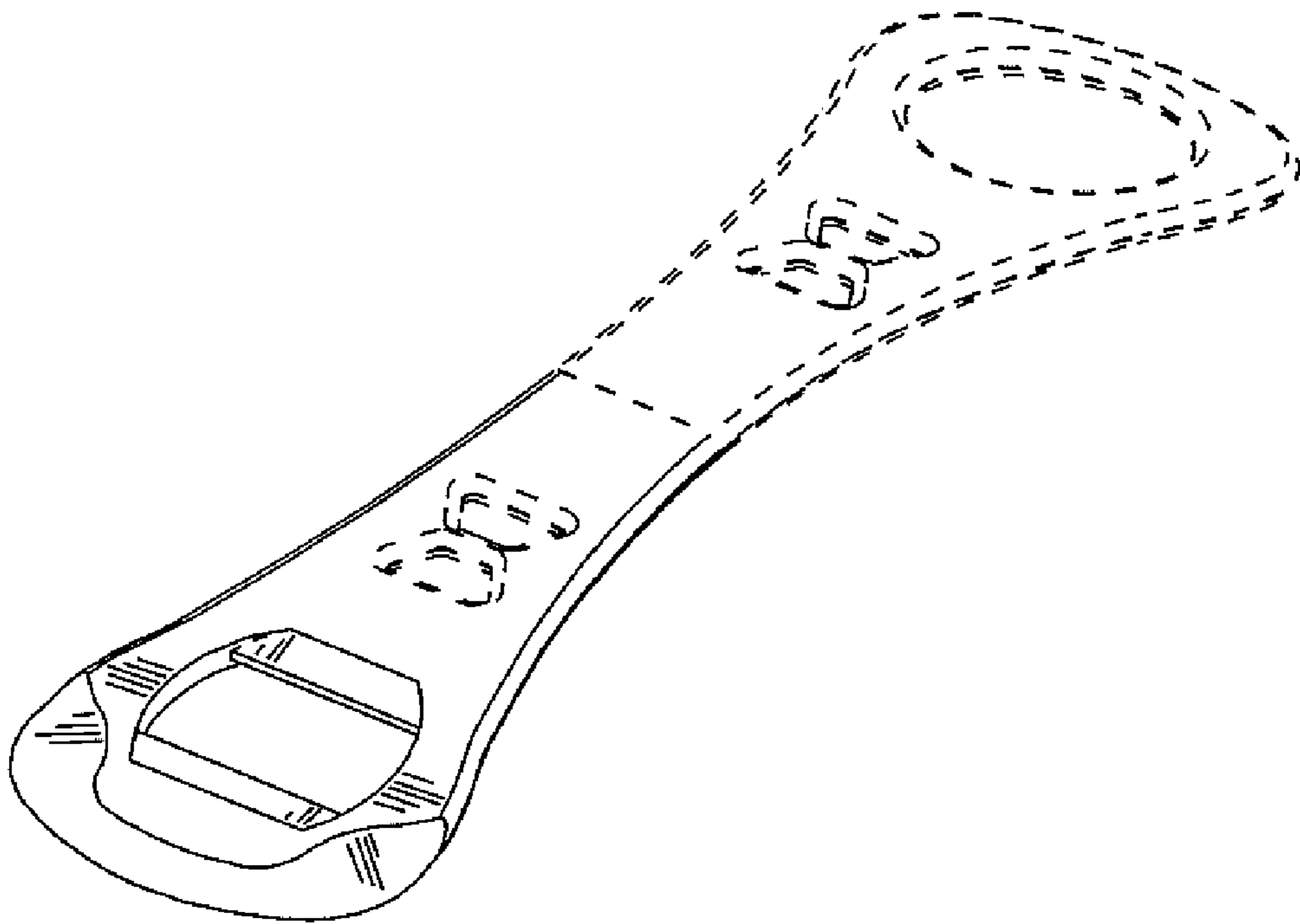
**FIGURE 3**



**FIGURE 4**



# FIGURE 5



# FIGURE 6

