



US00D646928S

(12) **United States Design Patent**  
**Specht et al.**

(10) **Patent No.:** **US D646,928 S**

(45) **Date of Patent:** **\*\* Oct. 18, 2011**

(54) **DECORATIVE GLASSWARE**

D119,278 S 3/1944 May  
2,343,287 A 3/1944 Elsaesser  
D166,477 S \* 4/1952 Margolis ..... D9/529  
(Continued)

(75) Inventors: **Julie A. Specht**, Elmhurst, IL (US);  
**Patti A. Daniels**, Warrenville, IL (US)

(73) Assignee: **Stemware Designs, Inc.**, Elmhurst, IL  
(US)

**FOREIGN PATENT DOCUMENTS**

GB 2180817 4/1987  
(Continued)

(\*\*) **Term:** **14 Years**

**OTHER PUBLICATIONS**

(21) Appl. No.: **29/375,786**

Photo 1—Jun. 12, 2008 photo of wine glass that was publicly known or in use by another in the United States prior to the date of the present invention.

(22) Filed: **Sep. 27, 2010**

(Continued)

**Related U.S. Application Data**

(62) Division of application No. 29/355,029, filed on Feb. 1, 2010, now Pat. No. Des. 624,364, which is a division of application No. 29/305,389, filed on Mar. 19, 2008, now Pat. No. Des. 609,055.

*Primary Examiner* — Rob Spear  
*Assistant Examiner* — Cynthia Underwood  
(74) *Attorney, Agent, or Firm* — Cook Alex Ltd.

(51) **LOC (9) Cl.** ..... **07-01**

(52) **U.S. Cl.** ..... **D7/524; D7/537; D7/528**

(58) **Field of Classification Search** ..... D7/524,  
D7/537, 523, 509, 500, 522, 507, 530, 525,  
D7/526, 528; D11/153; D30/125; 99/323.1,  
99/277.2; 220/710, 703, 592, 16, 595.17;  
215/372, 374, 377, 366, 387, 12.1; 362/101,  
362/253, 394, 276, 806

(57) **CLAIM**

The ornamental design for decorative glassware, as shown and described.

See application file for complete search history.

**DESCRIPTION**


FIG. 1 is an isometric view of an embodiment of the new glassware design showing the entire decorative band in phantom;  
FIG. 2 is a front elevational view of FIG. 1;  
FIG. 3 is a top plan view of FIG. 1;  
FIG. 4 is a bottom plan view of FIG. 1;  
FIG. 5 is an isometric view of another embodiment of the new glassware design showing the entire decorative band in phantom;  
FIG. 6 is a front elevational view of FIG. 5;  
FIG. 7 is a top plan view of FIG. 5; and,  
FIG. 8 is a bottom plan view of FIG. 5.  
The broken lines represent portions of the structure that forms no part of the claim.

(56) **References Cited**

**U.S. PATENT DOCUMENTS**

296,223 A 4/1884 Schultze-Berge  
D19,427 S \* 11/1889 Smith ..... D7/524  
D44,339 S \* 7/1913 Ebeling ..... D7/524  
D44,661 S \* 9/1913 Hunter ..... D7/524  
D61,952 S 2/1923 Helsey  
D63,856 S \* 1/1924 Trippi ..... D7/522  
D74,233 S \* 1/1928 Sehlback ..... D9/562  
D83,852 S \* 4/1931 Duncan ..... D7/524  
2,025,963 A 12/1935 Voelcker  
2,035,384 A 3/1936 Hinchliff  
D100,624 S 8/1936 Cunningham

**1 Claim, 2 Drawing Sheets**



# US D646,928 S

Page 2

## U.S. PATENT DOCUMENTS

D198,174 S \* 5/1964 Treu ..... D7/527  
D206,889 S 2/1967 Benes  
D221,015 S \* 6/1971 Northup ..... D7/524  
3,608,766 A 9/1971 D'Orifice  
3,914,797 A 10/1975 Stemberge  
D258,925 S 4/1981 Perrin  
D289,000 S \* 3/1987 Durand ..... D12/119  
D289,125 S \* 4/1987 Durand ..... D7/530  
D290,208 S \* 6/1987 Hlava et al. .... D7/523  
D293,991 S \* 2/1988 Durand ..... D7/530  
D298,397 S \* 11/1988 Durand ..... D7/525  
D298,995 S \* 12/1988 Durand ..... D7/525  
D299,101 S \* 12/1988 Durand ..... D7/537  
D299,299 S \* 1/1989 Durand ..... D7/527  
4,867,214 A 9/1989 Fuller  
D317,101 S \* 5/1991 Wenzl ..... D7/537  
D336,594 S \* 6/1993 Trush ..... D7/537  
5,419,455 A 5/1995 Russeau  
D366,393 S \* 1/1996 Harrison et al. .... D7/522  
D370,155 S \* 5/1996 Harrison et al. .... D7/524  
D405,645 S 2/1999 Frisch  
D411,940 S 7/1999 Horvat  
D413,731 S 9/1999 Hannington  
D423,299 S 4/2000 Burrus  
6,073,796 A 6/2000 Mogil  
6,228,459 B1 5/2001 Bujalski  
D452,634 S 1/2002 Weinberg  
D455,053 S 4/2002 Frank  
6,364,151 B1 4/2002 Gale  
D456,672 S \* 5/2002 Bodum ..... D7/511  
6,530,163 B2 3/2003 Skapyak et al.  
6,741,150 B2 5/2004 Holmes et al.  
6,772,891 B1 8/2004 Song  
D497,773 S 11/2004 Riedel  
7,192,634 B2 3/2007 Carter et al.  
D541,109 S 4/2007 Rocha  
D543,786 S 6/2007 Walsh  
D548,528 S \* 8/2007 Cha et al. .... D7/523

D550,033 S 9/2007 Bodum  
D582,614 S 12/2008 Nylen  
7,469,584 B1 12/2008 Subnick  
D621,622 S \* 8/2010 Giacolo et al. .... D4/199  
2001/0054817 A1 12/2001 Kelley et al.  
2004/0134919 A1 7/2004 Irwin et al.  
2005/0242102 A1 11/2005 Groppo  
2007/0272012 A1 11/2007 Subnick  
2008/0210263 A1 9/2008 Brunswick et al.

## FOREIGN PATENT DOCUMENTS

GB 2374587 10/2002  
WO WO 2005/048786 6/2005  
WO WO 2006/012570 2/2006  
WO WO 2006/043920 4/2006

## OTHER PUBLICATIONS

Photo 2—Jun. 12, 2008 photo of wine glass that was publicly known or in use by another in the United States prior to the date of the present invention.

Photo 3—Jun. 12, 2008 photo of wine glass that was publicly known or in use by another in the United States prior to the date of the present invention.

Photo 4—Jun. 12, 2008 photo of champagne glass that was publicly known or in use by another in the United States prior to the date of the present invention.

Photo 5—Jun. 12, 2008 photo of champagne glass that was publicly known or in use by another in the United States prior to the date of the present invention.

Photo 6—Jun. 12, 2008 photo of bracelets that were publicly known or in use by another in the United States prior to the date of the present invention.

Photo 7—Jun. 12, 2008 photo of bracelets that were publicly known or in use by another in the United States prior to the date of the present invention.

\* cited by examiner



FIG. 1




FIG. 2




FIG. 3

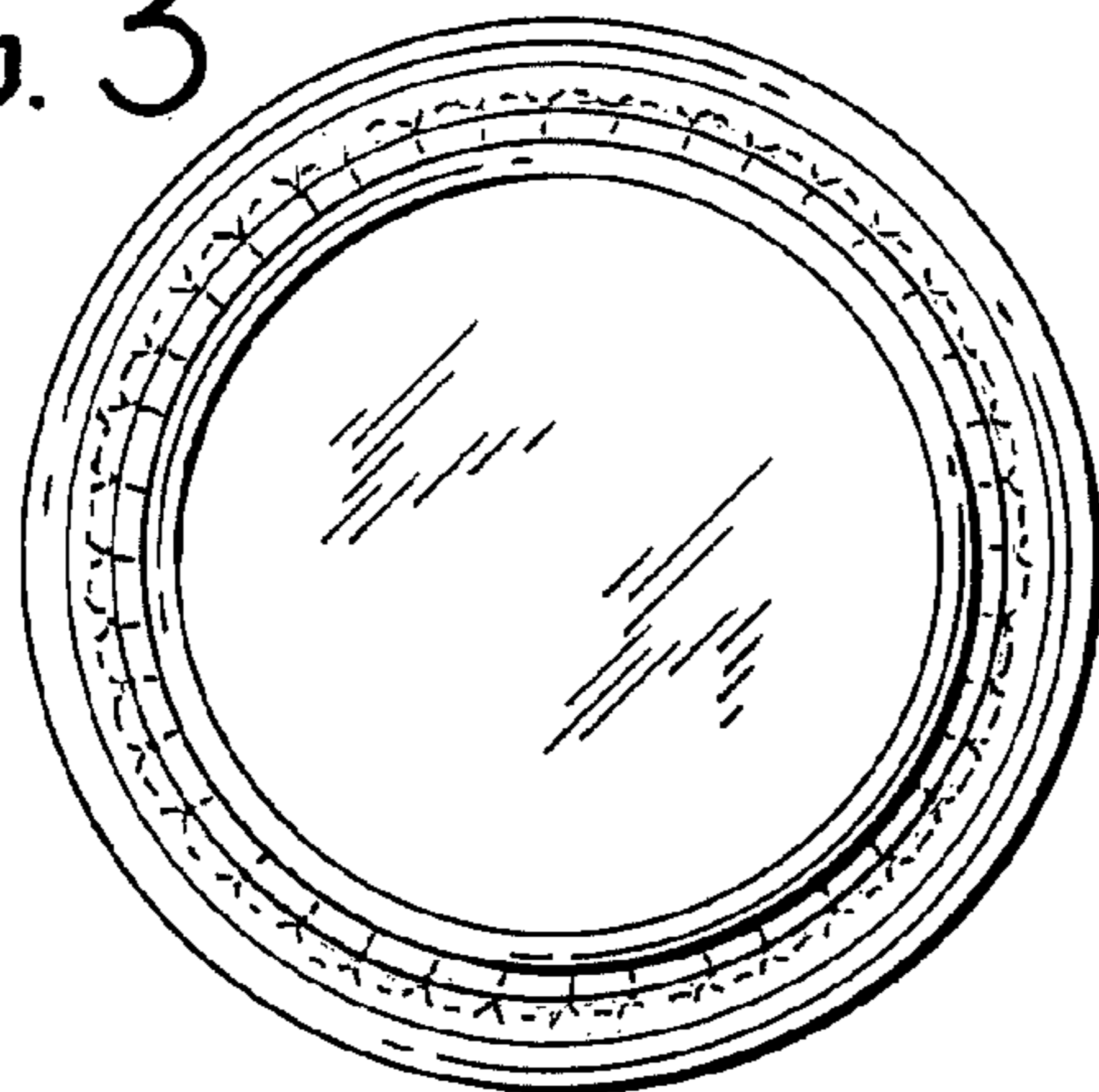


FIG. 4

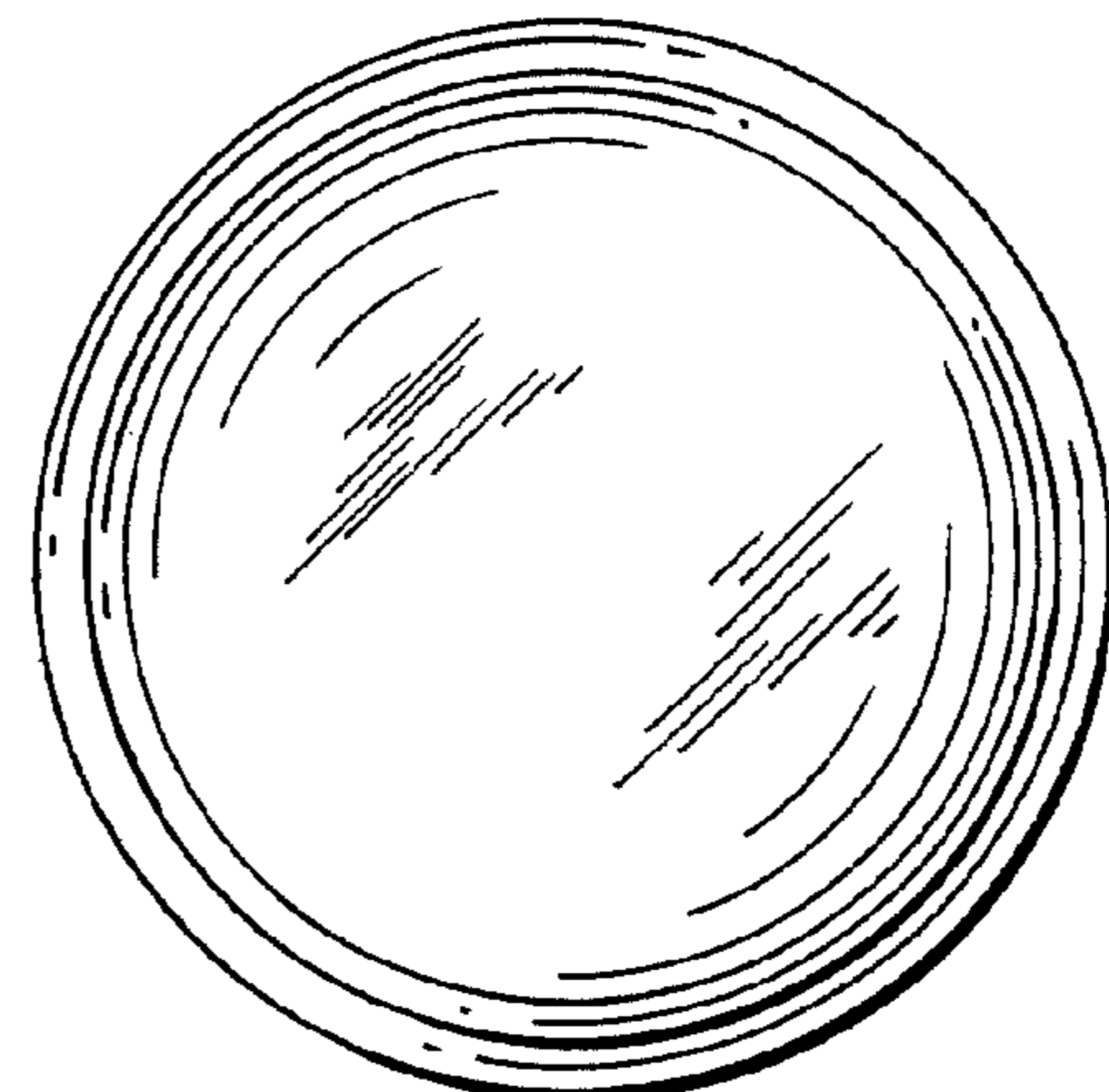


FIG. 5

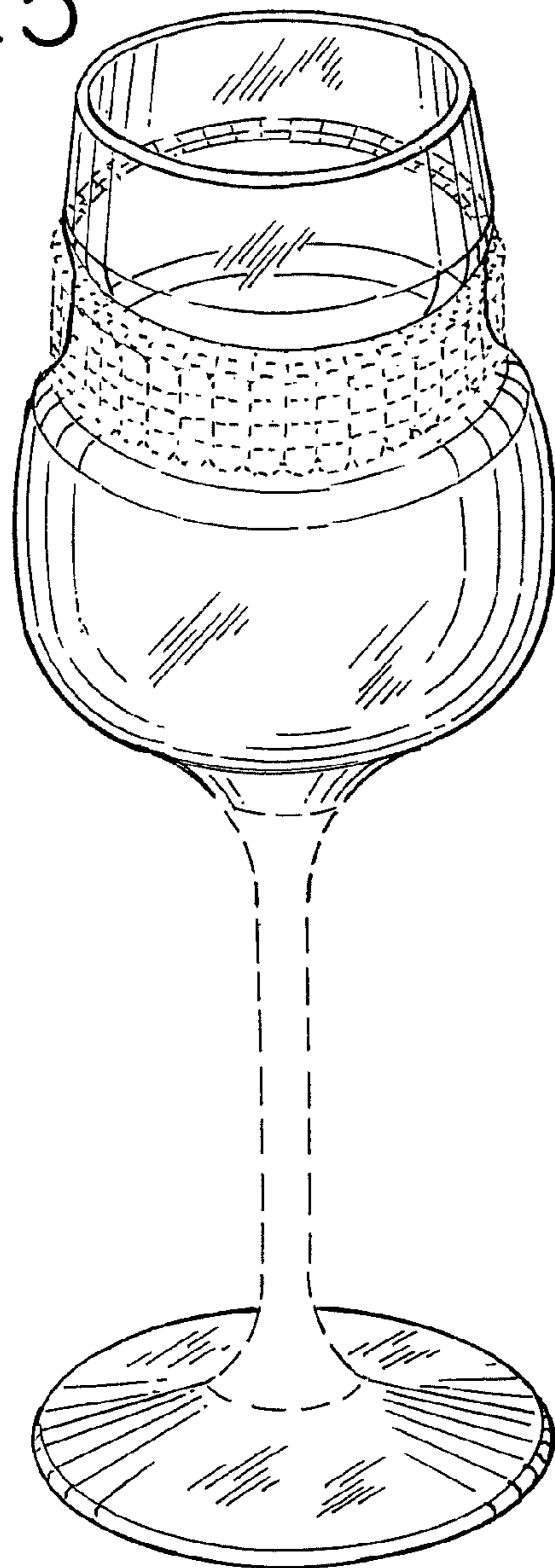


FIG. 6

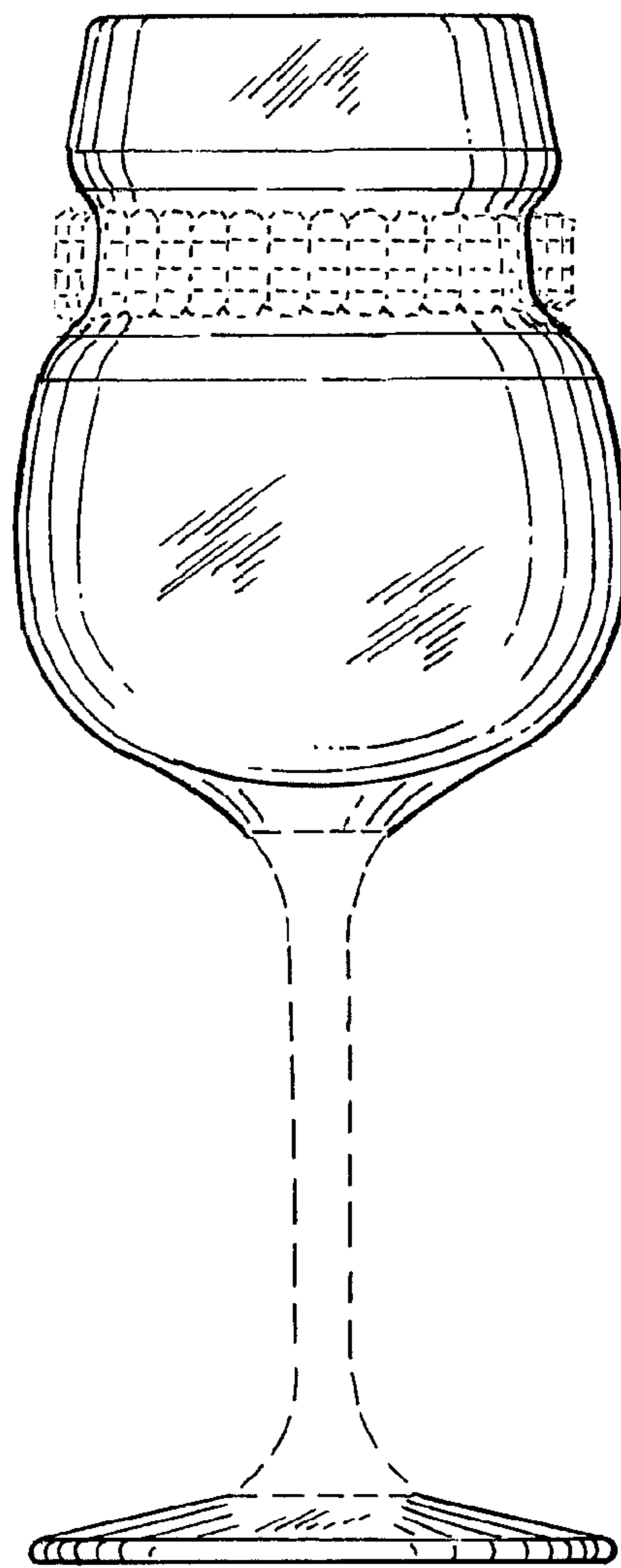


FIG. 7

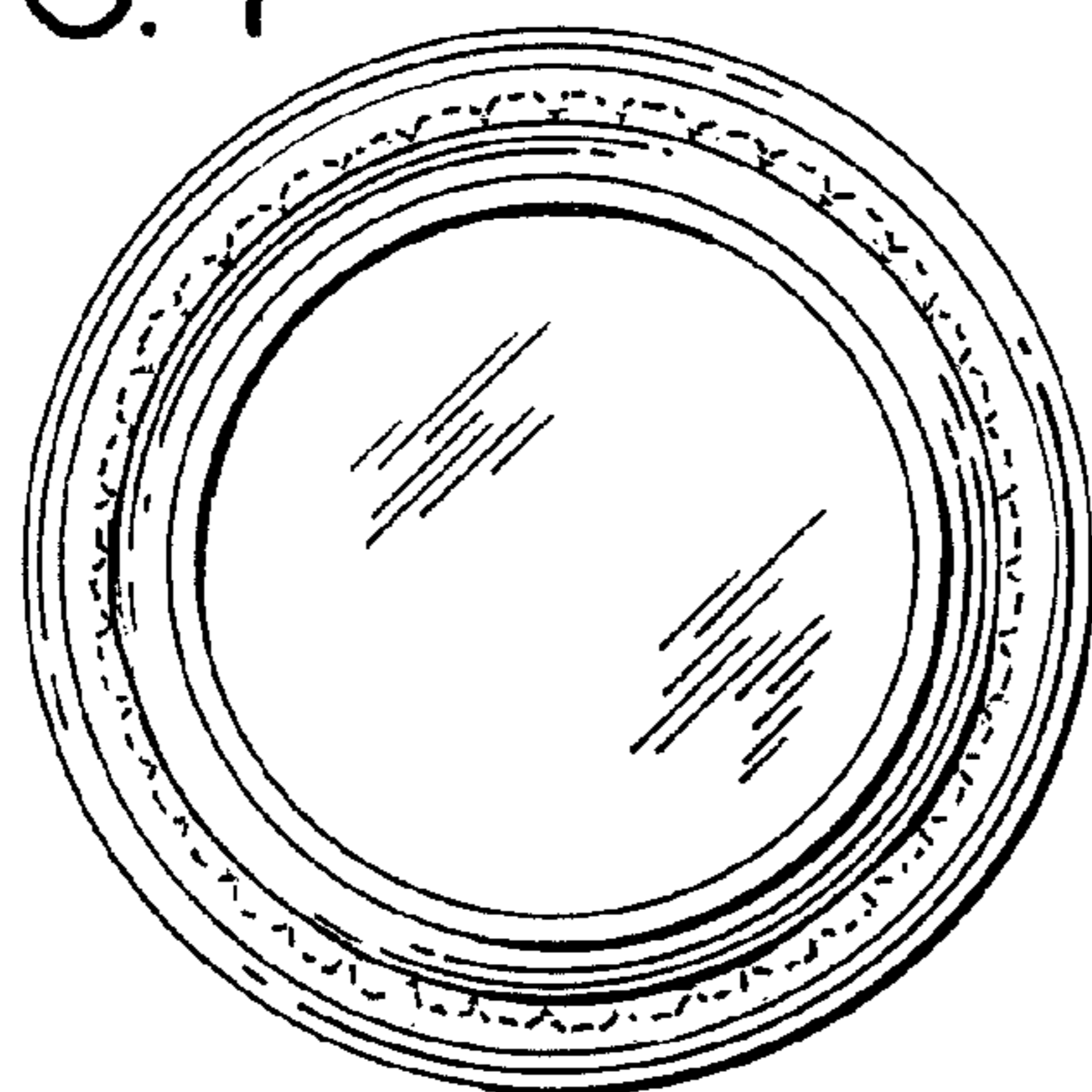


FIG. 8

