



US00D646920S

(12) **United States Design Patent**
Sheppard et al.

(10) **Patent No.:** **US D646,920 S**

(45) **Date of Patent:** **** Oct. 18, 2011**

(54) **PITCHER**

(75) Inventors: **Nasahn Adam Sheppard**, Mill Valley, CA (US); **Dominik Heinz Langhammer**, San Francisco, CA (US); **Tim Foster Wallack**, New York, NY (US)

(73) Assignee: **The Procter & Gamble Company**, Cincinnati, OH (US)

(**) Term: **14 Years**

(21) Appl. No.: **29/381,184**

(22) Filed: **Dec. 16, 2010**

Related U.S. Application Data

(62) Division of application No. 29/334,109, filed on Mar. 20, 2009, now abandoned.

(51) **LOC (9) Cl.** **07-01**

(52) **U.S. Cl.** **D7/316; D7/397; D7/523**

(58) **Field of Classification Search** D7/532, D7/512, 507, 523, 511, 509, 529, 392.1, 396.2, D7/900, 510, 608, 598, 316, 397, 317, 300.1, D7/392, 398; 220/705, 23.83, 710, 709, 220/711, 254.3, 501, 288; D9/716, 719, D9/439, 443, 454, 503, 446, 436, 504, 505; 215/11.6, 347; 222/185.1, 183, 465.1

See application file for complete search history.

(56) **References Cited**

U.S. PATENT DOCUMENTS

D124,880 S *	1/1941	Teunisz	D9/500
D139,381 S *	11/1944	Harris	D9/504
2,612,765 A *	10/1952	Gorey	222/183
D189,374 S *	11/1960	Harris	D9/504
D199,994 S *	1/1965	Knodt	D7/598
3,263,871 A *	8/1966	Thompson	222/205
D223,437 S *	4/1972	Lluch	D9/504
D240,887 S *	8/1976	Daenen	D7/316
D263,807 S *	4/1982	Kingsford	D9/504
D316,206 S *	4/1991	Daenen et al.	D7/317

D395,804 S *	7/1998	David	D7/679
D419,719 S *	1/2000	Garcia	D28/7
6,224,253 B1 *	5/2001	Dixon	366/247
D458,081 S *	6/2002	Bodum	D7/510
D462,615 S *	9/2002	Weil	D9/504
D465,410 S *	11/2002	Kikuchi	D9/691
D471,767 S *	3/2003	Ucar Cortes et al.	D7/598
D472,147 S *	3/2003	Herrmann	D9/504
D480,272 S *	10/2003	Yang	D7/598
D521,386 S *	5/2006	Priestman	D9/529
D526,205 S *	8/2006	Priestman	D9/529
D530,968 S *	10/2006	Bodum	D7/300.1
D546,697 S *	7/2007	Schnipper et al.	D9/529
D553,438 S *	10/2007	Boehm	D7/523
D555,416 S *	11/2007	Bodum	D7/317
D564,840 S *	3/2008	Williams	D7/510
D564,841 S *	3/2008	Clemens et al.	D7/510
D571,154 S *	6/2008	Pearson	D7/533
D582,215 S *	12/2008	Yang	D7/598
D587,060 S *	2/2009	Tong Chi Chung	D7/319
D593,365 S *	6/2009	Miller et al.	D7/510
D598,234 S *	8/2009	Bodum	D7/319
D599,168 S *	9/2009	Alviar et al.	D7/510
D614,032 S *	4/2010	Handy	D9/503
D621,648 S *	8/2010	Lown et al.	D7/316

* cited by examiner

Primary Examiner — Marianne Pandozzi

(74) *Attorney, Agent, or Firm* — Amanda T. Barry; Cynthia Clay

(57) **CLAIM**

The ornamental design for a pitcher, as shown.

DESCRIPTION

FIG. 1 is a perspective view of a pitcher illustrating our new design;

FIG. 2 is a front view of the design of FIG. 1;

FIG. 3 is a rear view of the design of FIG. 1;

FIG. 4 is a left side view of the design of FIG. 1;

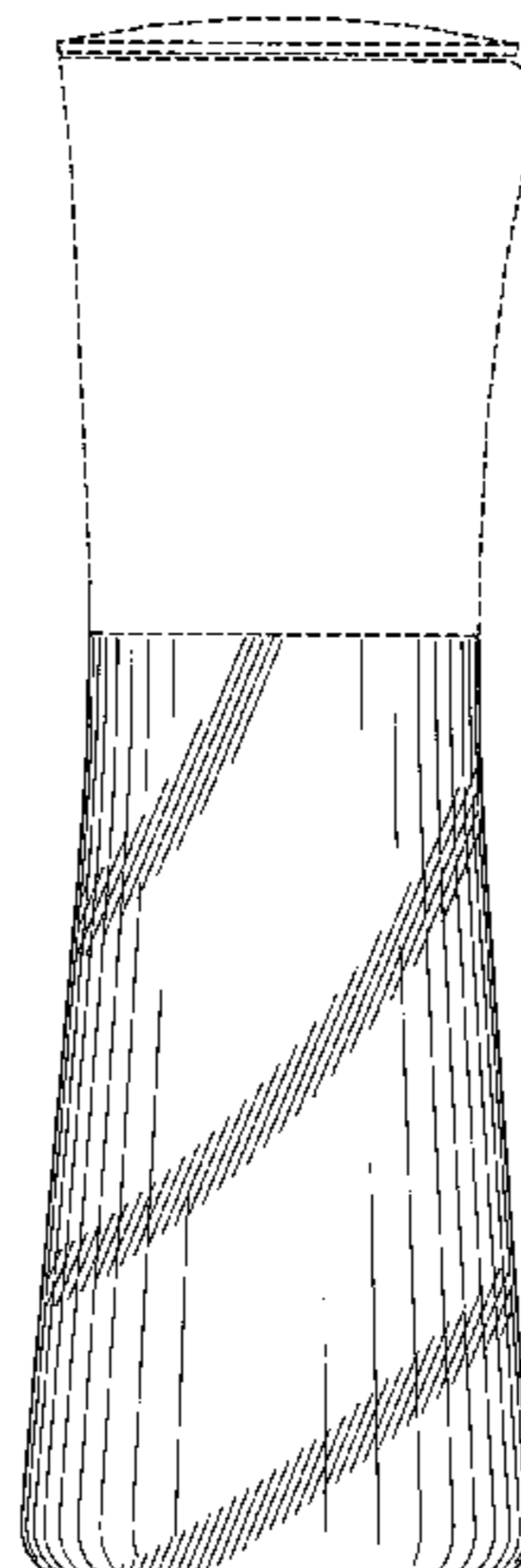
FIG. 5 is a right side view of the design of FIG. 1;

FIG. 6 is a top view of the design of FIG. 1; and,

FIG. 7 is a bottom view of the design of FIG. 1.

The broken lines represent portions of the structure that form no part of the claim.

1 Claim, 6 Drawing Sheets



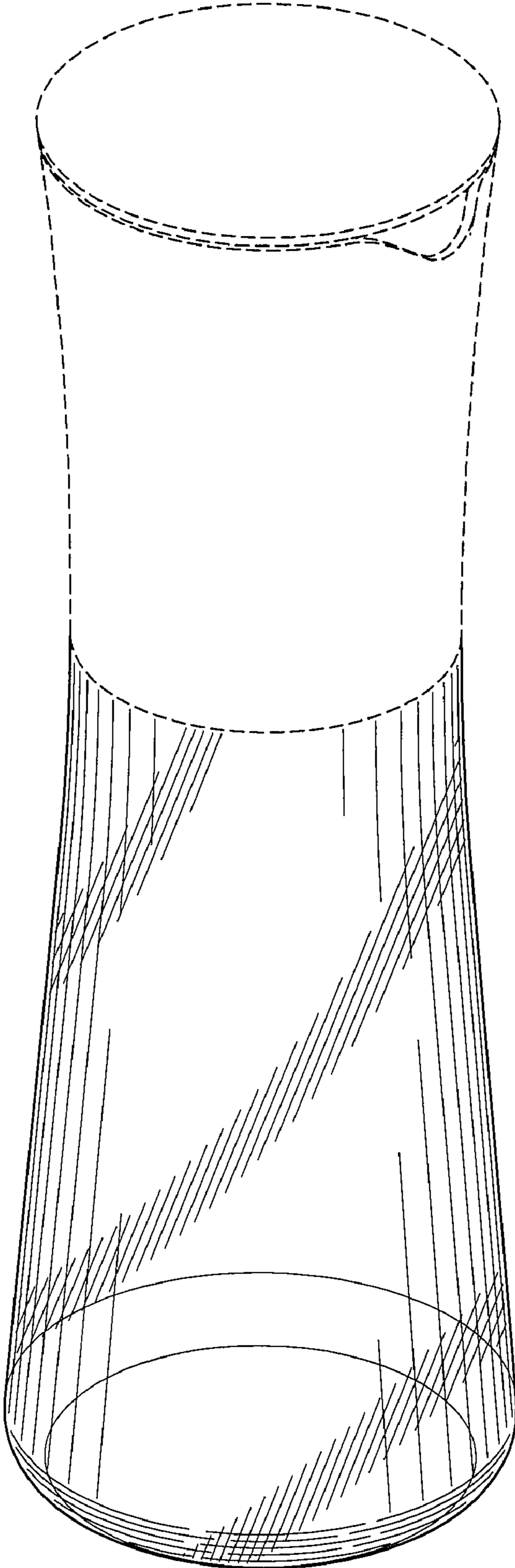


FIG. 1

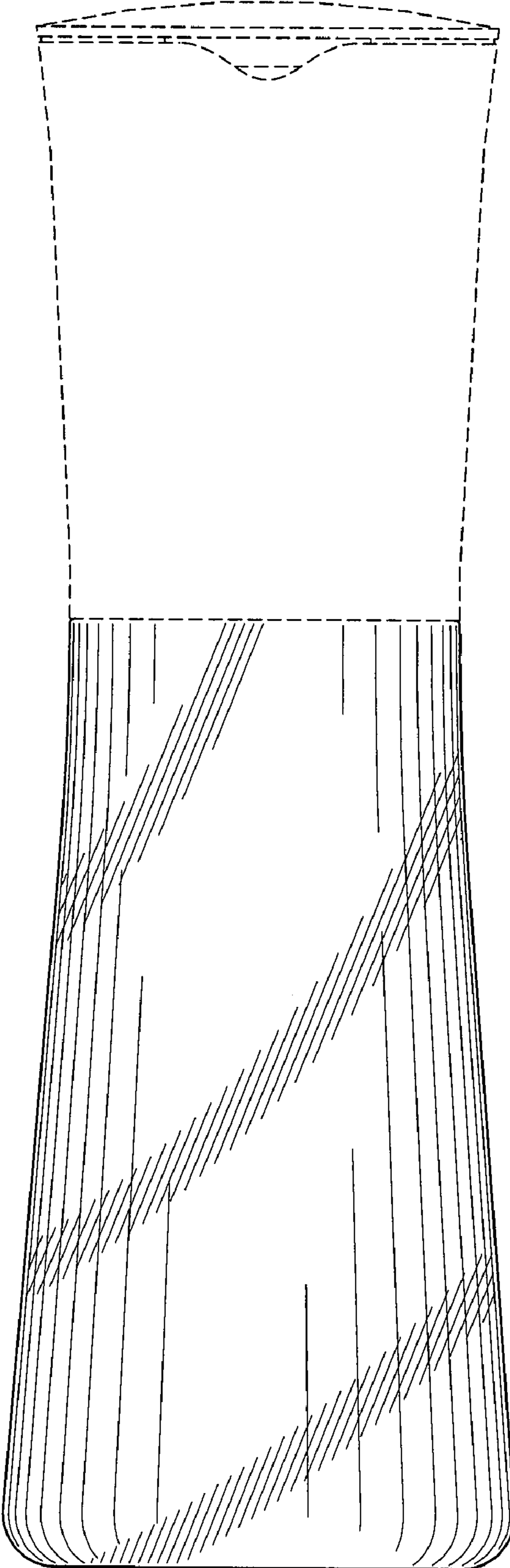


FIG. 2

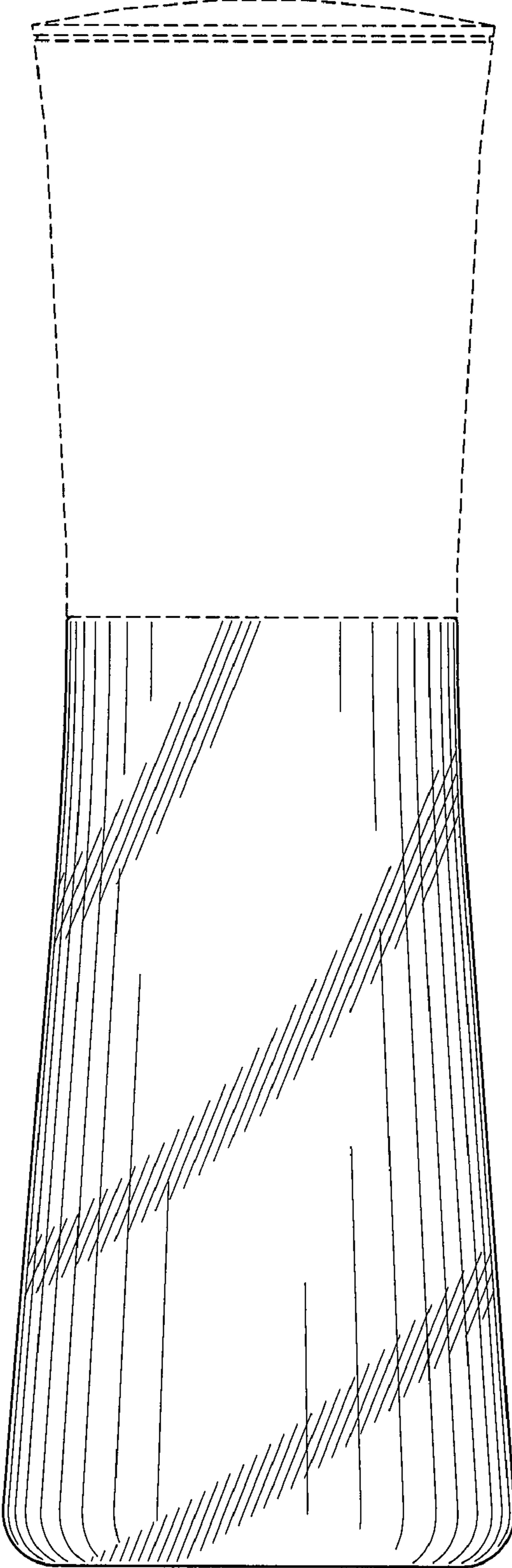


FIG. 3

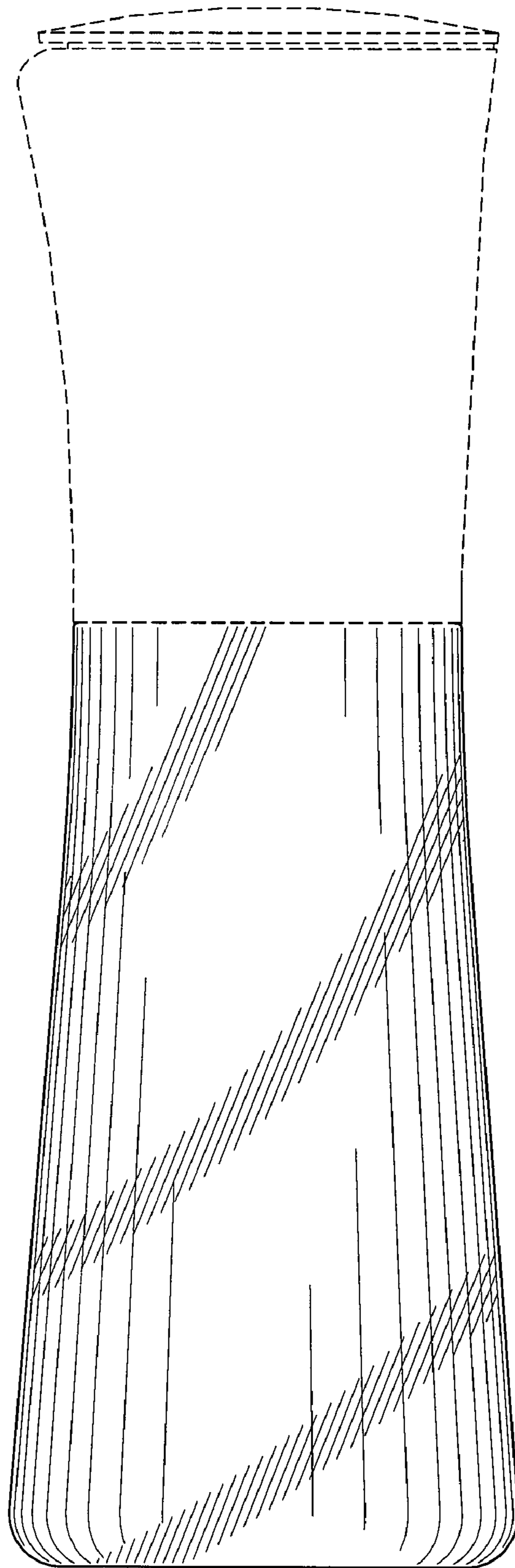


FIG. 4

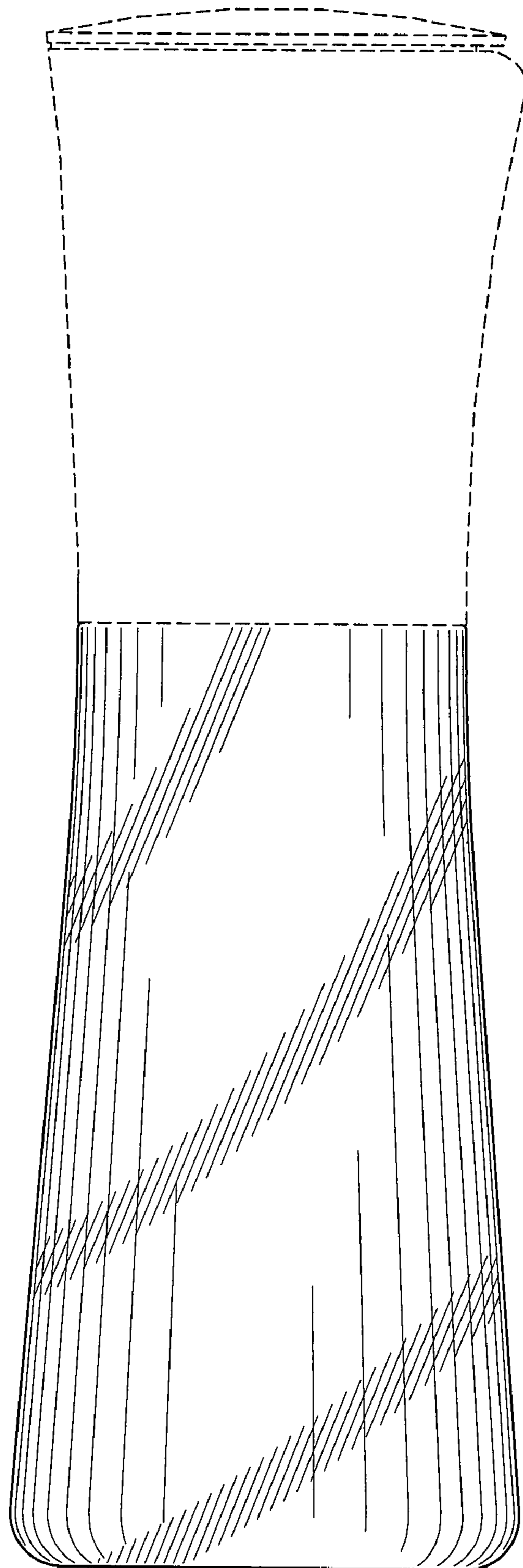


FIG. 5

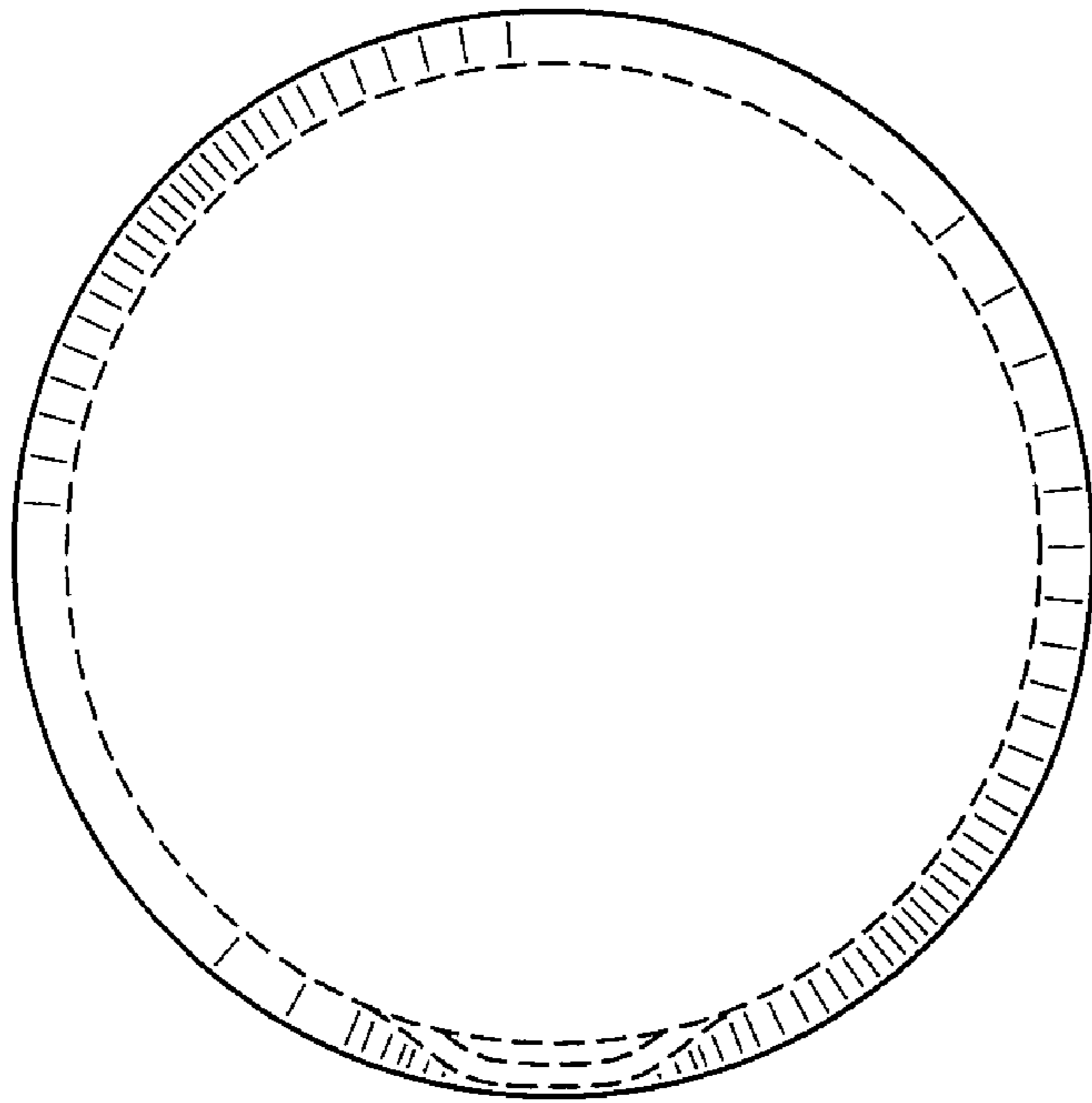


FIG. 6

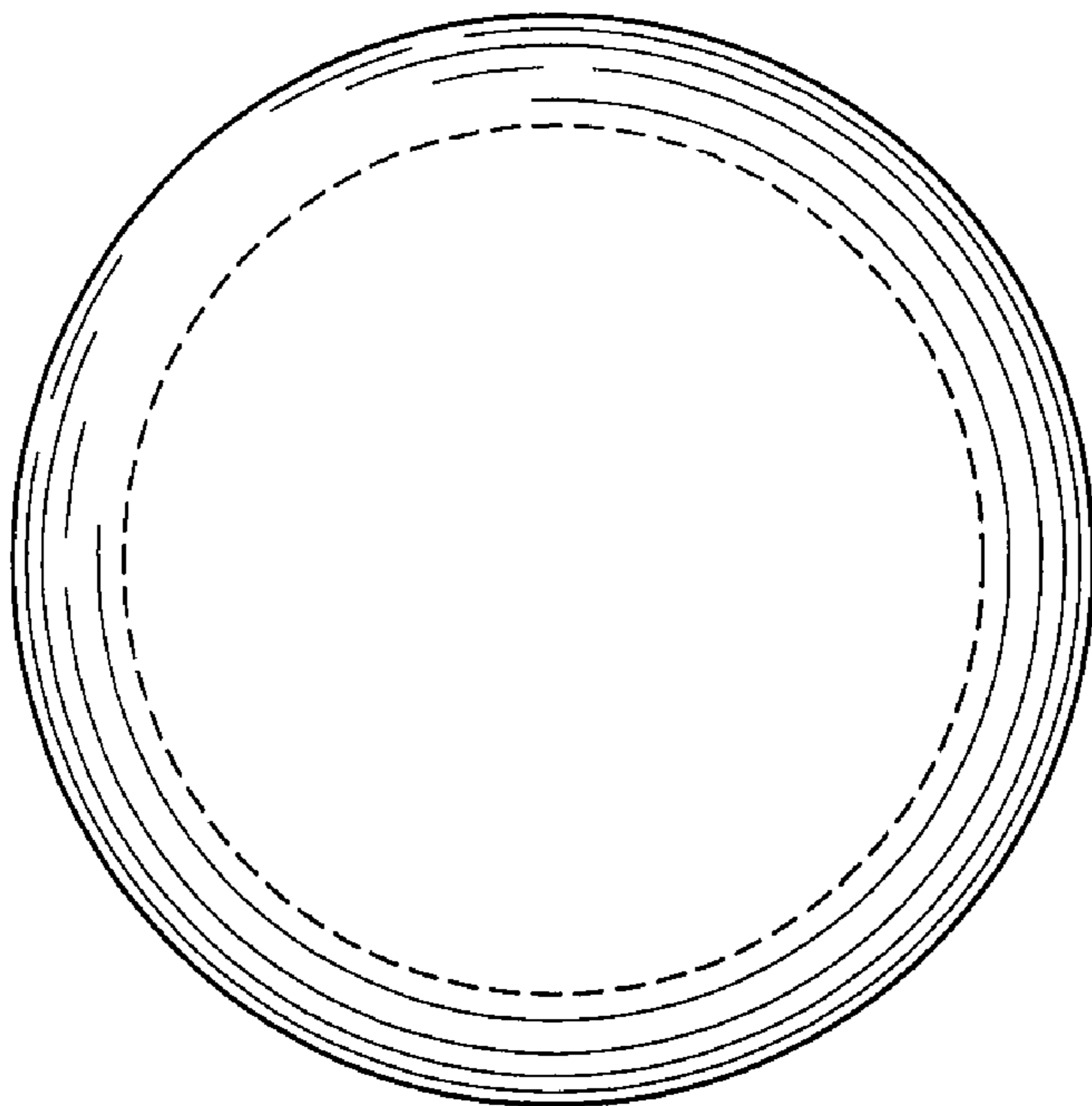


FIG. 7