



US00D646915S

(12) **United States Design Patent**  
**Schweikarth et al.**

(10) **Patent No.:** **US D646,915 S**  
(45) **Date of Patent:** **\*\* Oct. 18, 2011**

- (54) **CHAIR BACKREST**
- (75) Inventors: **Derek Schweikarth**, Celestine, IN (US);  
**Joey Stutzman**, Washington, IN (US)
- (73) Assignee: **Kimball International, Inc.**, Jasper, IN (US)
- (\*\*) Term: **14 Years**
- (21) Appl. No.: **29/381,806**
- (22) Filed: **Dec. 23, 2010**
- (51) **LOC (9) Cl.** ..... **06-06**
- (52) **U.S. Cl.** ..... **D6/502; D6/366**
- (58) **Field of Classification Search** ..... D6/334–336,  
D6/360–369, 373–374, 379–380, 498, 500–502,  
D6/601; 297/284.1–284.5, 291, 297, 303.1,  
297/411.2, 411.27–411.29, 452.13, 452.19,  
297/452.21, 452.29, 452.3, 452.46, 452.56,  
297/452.63

See application file for complete search history.

(56) **References Cited**

U.S. PATENT DOCUMENTS

2,876,827	A	3/1959	Mirrione
3,088,517	A	5/1963	Schwartz et al.
5,338,091	A	8/1994	Miller
D407,576	S	4/1999	Ritch et al.
5,934,758	A	8/1999	Ritch et al.
D414,953	S	10/1999	Goetz
D420,827	S	2/2000	Chu
D423,261	S	4/2000	Ritch et al.
6,059,368	A	5/2000	Stumpf et al.
6,102,482	A	8/2000	Dettoni et al.
6,152,534	A	11/2000	Maeda et al.
6,231,125	B1	5/2001	Maeda et al.
6,254,190	B1	7/2001	Gregory
D446,033	S	8/2001	Koepke et al.
D446,037	S	8/2001	Koepke et al.
D448,954	S	10/2001	Sato
6,370,714	B1	4/2002	Elzenbeck
6,375,261	B1	4/2002	Link

6,378,944	B1	4/2002	Weisser	
6,454,353	B1	9/2002	Knaus	
6,523,904	B1	2/2003	Vanderminde	
D471,042	S *	3/2003	Schmitz et al.	D6/502
6,536,841	B1	3/2003	Pearce et al.	
D472,722	S	4/2003	Moll	
6,550,866	B1	4/2003	Su	
6,561,580	B1	5/2003	Bergey	
6,572,190	B2	6/2003	Koepke et al.	
6,588,842	B2	7/2003	Stumpf et al.	
D479,416	S	9/2003	Raferly	
6,623,079	B2	9/2003	Gregory	
6,669,292	B2	12/2003	Koepke et al.	
6,722,741	B2	4/2004	Stumpf et al.	
6,733,080	B2	5/2004	Stumpf et al.	
D490,994	S *	6/2004	Schmitz et al.	D6/366
D493,627	S *	8/2004	Ma	D6/366
D494,768	S	8/2004	Su	
6,842,959	B2	1/2005	Coffield et al.	
6,899,398	B2	5/2005	Coffield	
6,926,361	B2	8/2005	Link	
D509,388	S	9/2005	Koepke et al.	
6,942,300	B2	9/2005	Numa et al.	
6,955,402	B2	10/2005	VanDeRiet et al.	

(Continued)

Primary Examiner — Ricky Pham

(74) *Attorney, Agent, or Firm* — Baker & Daniels LLP

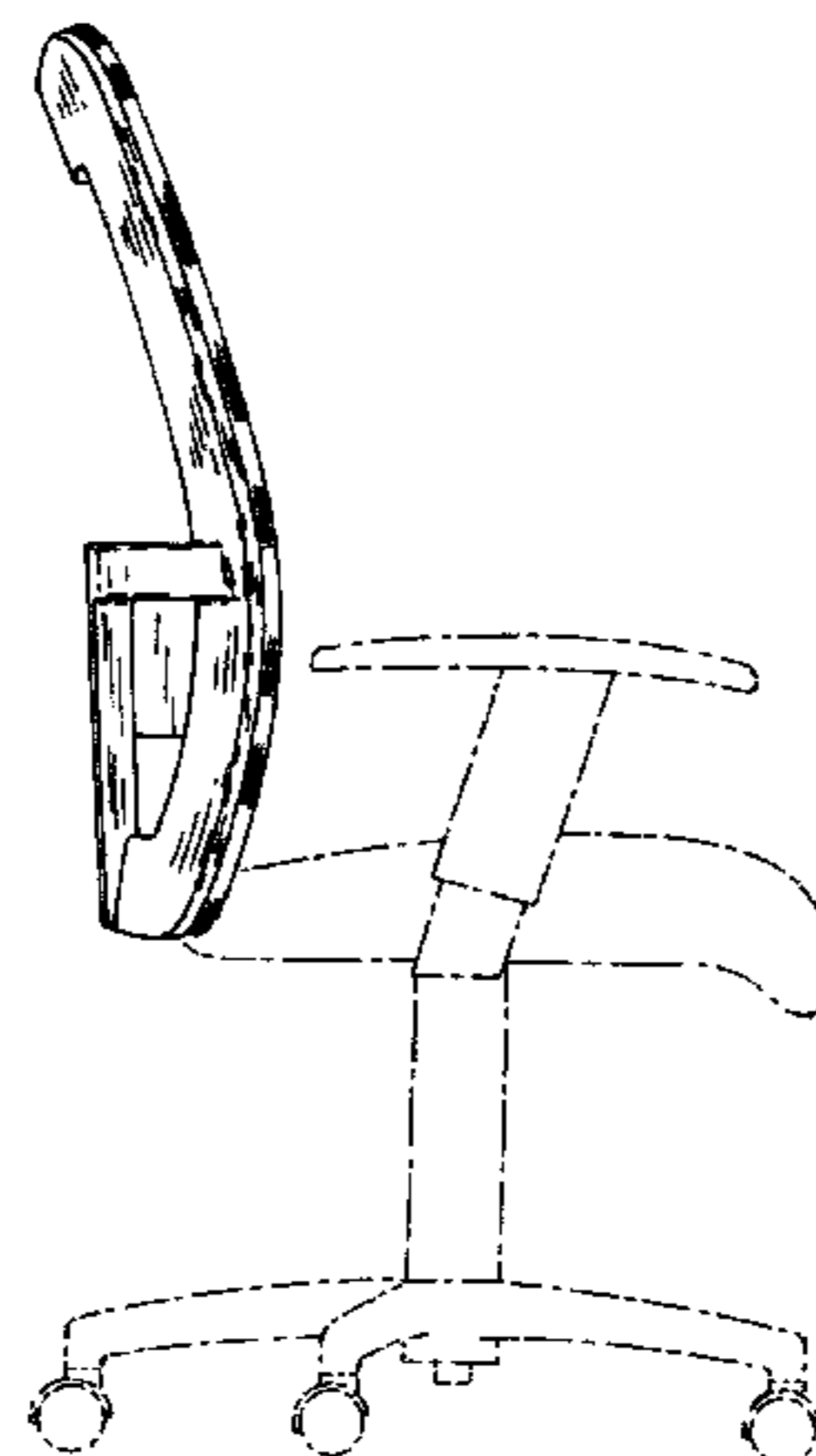
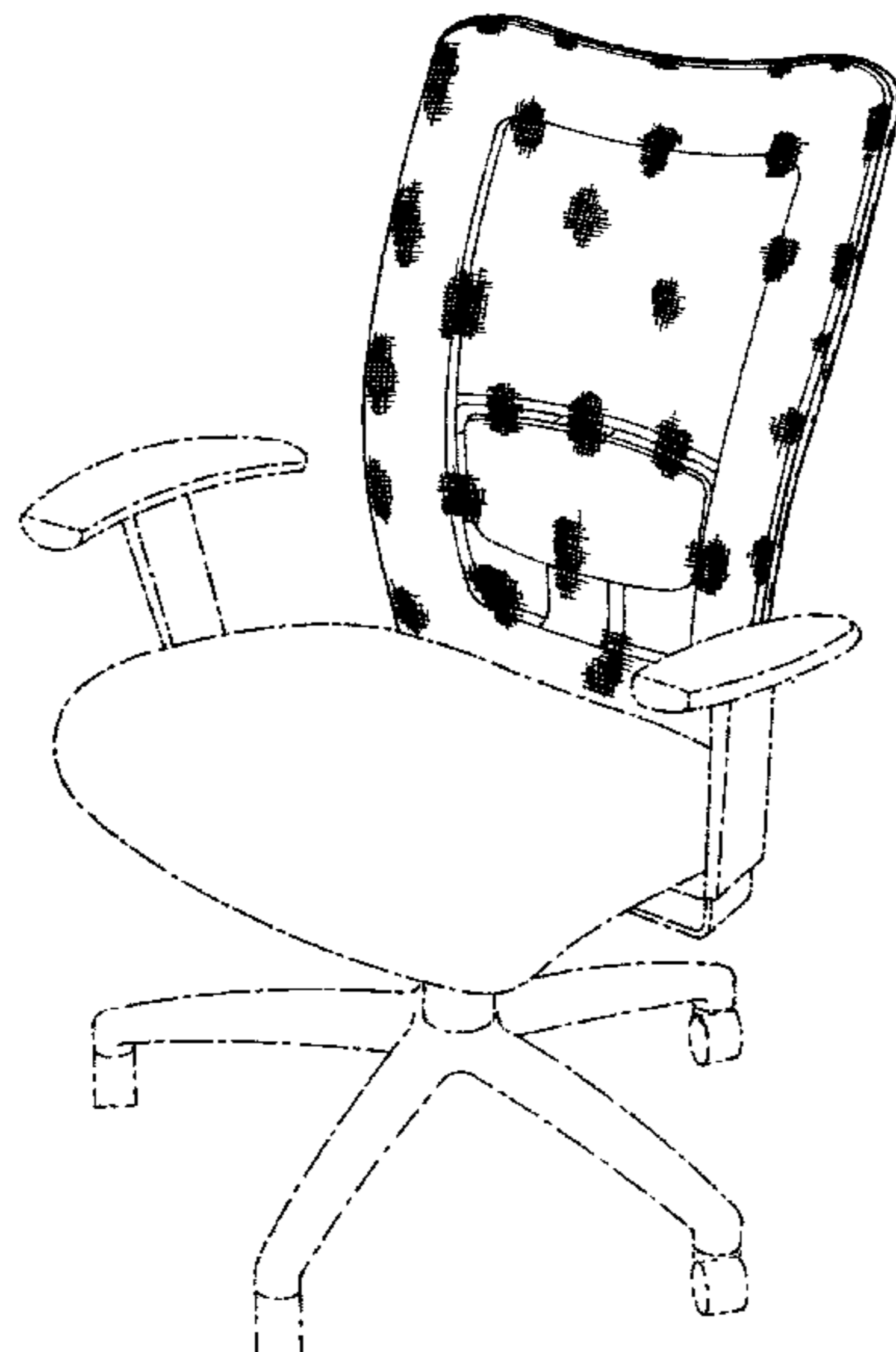
(57) **CLAIM**

The ornamental design for a chair backrest, as shown and described.

**DESCRIPTION**

FIG. 1 is a front perspective view thereof;  
 FIG. 2 is a front view thereof;  
 FIG. 3 is a rear view thereof;  
 FIG. 4 is a right side view thereof;  
 FIG. 5 is a left side view thereof; and,  
 FIG. 6 is a top view thereof.  
 Features shown in dashed lines form no part of the claimed design.

**1 Claim, 6 Drawing Sheets**



# US D646,915 S

Page 2

## U.S. PATENT DOCUMENTS

6,983,997 B2	1/2006	Wilkerson et al.	
7,055,911 B2	6/2006	Simpson et al.	
D527,920 S	9/2006	Giugiaro	
D528,811 S	9/2006	Giugiaro	
D528,812 S	9/2006	Giugiaro	
7,159,293 B2	1/2007	Coffield et al.	
D539,578 S *	4/2007	Chen	D6/502
D540,079 S	4/2007	Bock	
D540,559 S	4/2007	Neil	
D540,580 S	4/2007	Su	
D541,063 S *	4/2007	Su	D6/366
D543,398 S	5/2007	Su	
7,296,855 B1	11/2007	Link	
D557,028 S	12/2007	Su	
D558,995 S *	1/2008	Igarashi	D6/366
D558,996 S *	1/2008	Igarashi	D6/366
D558,997 S *	1/2008	Igarashi	D6/366
D559,572 S	1/2008	Igarashi	
D567,521 S *	4/2008	Igarashi	D6/366
7,431,397 B2	10/2008	Link	
D579,682 S	11/2008	Neil	
D594,668 S	6/2009	Neil	
D594,681 S	6/2009	Dauphin	
D597,349 S	8/2009	Wilkinson et al.	
D599,571 S	9/2009	Hara	
D600,462 S *	9/2009	Ooki et al.	D6/366
D601,362 S	10/2009	Piorek	
D602,277 S	10/2009	Neil	
7,600,814 B2	10/2009	Link	
7,647,714 B2	1/2010	Coffield et al.	
D613,085 S *	4/2010	Fujita	D6/366
D613,087 S *	4/2010	Fujita	D6/366
D639,576 S *	6/2011	Breen	D6/366
2002/0195863 A1	12/2002	Su	
2005/0264087 A1	12/2005	Diffrient	
2006/0006715 A1	1/2006	Chadwick et al.	
2007/0170756 A1	7/2007	Kang	
2007/0170759 A1	7/2007	Nolan et al.	
2008/0258530 A1	10/2008	Link	
2008/0284229 A1	11/2008	Masunaga et al.	
2009/0200851 A1	8/2009	Link	

\* cited by examiner

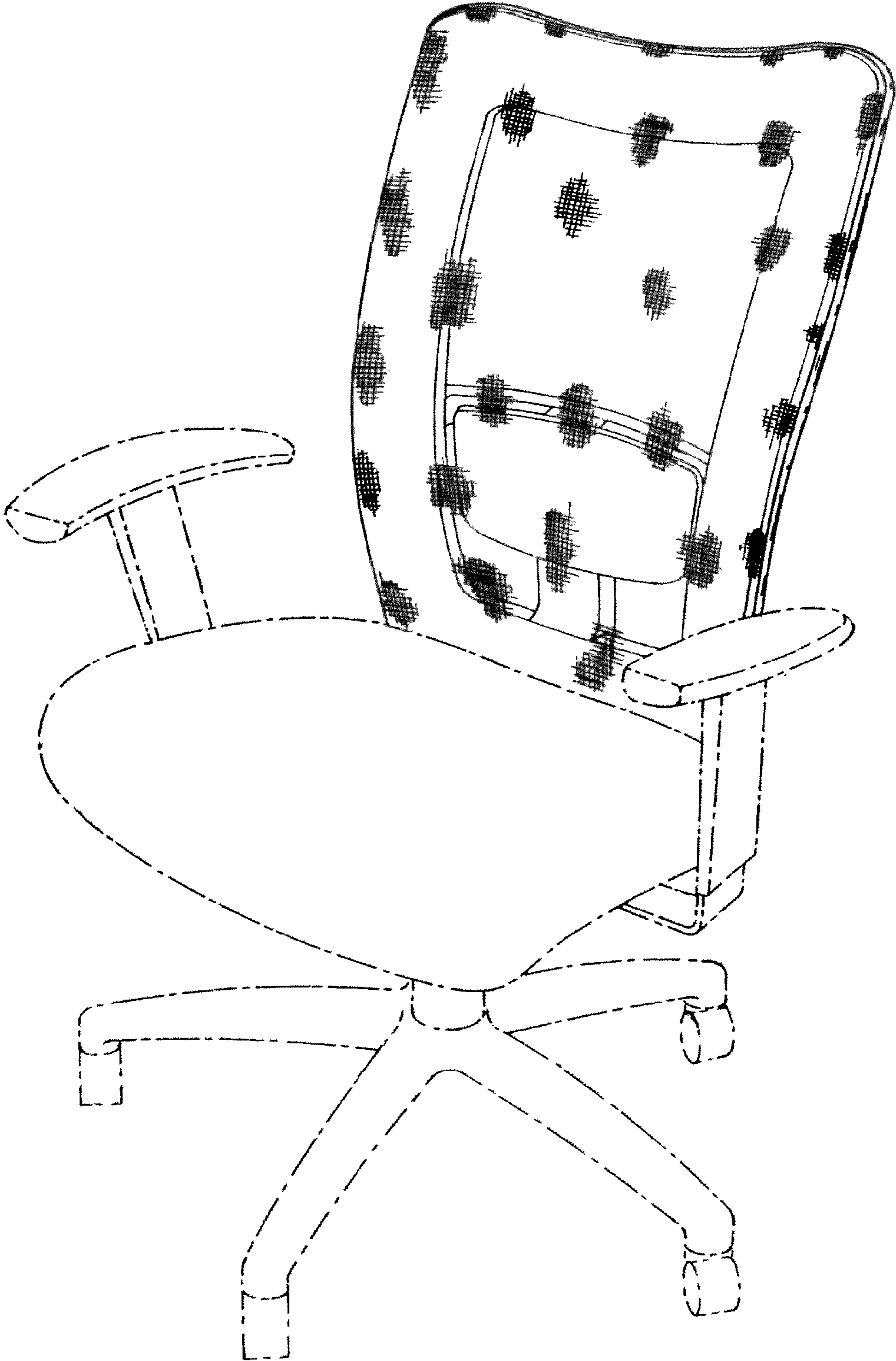


FIG. 1

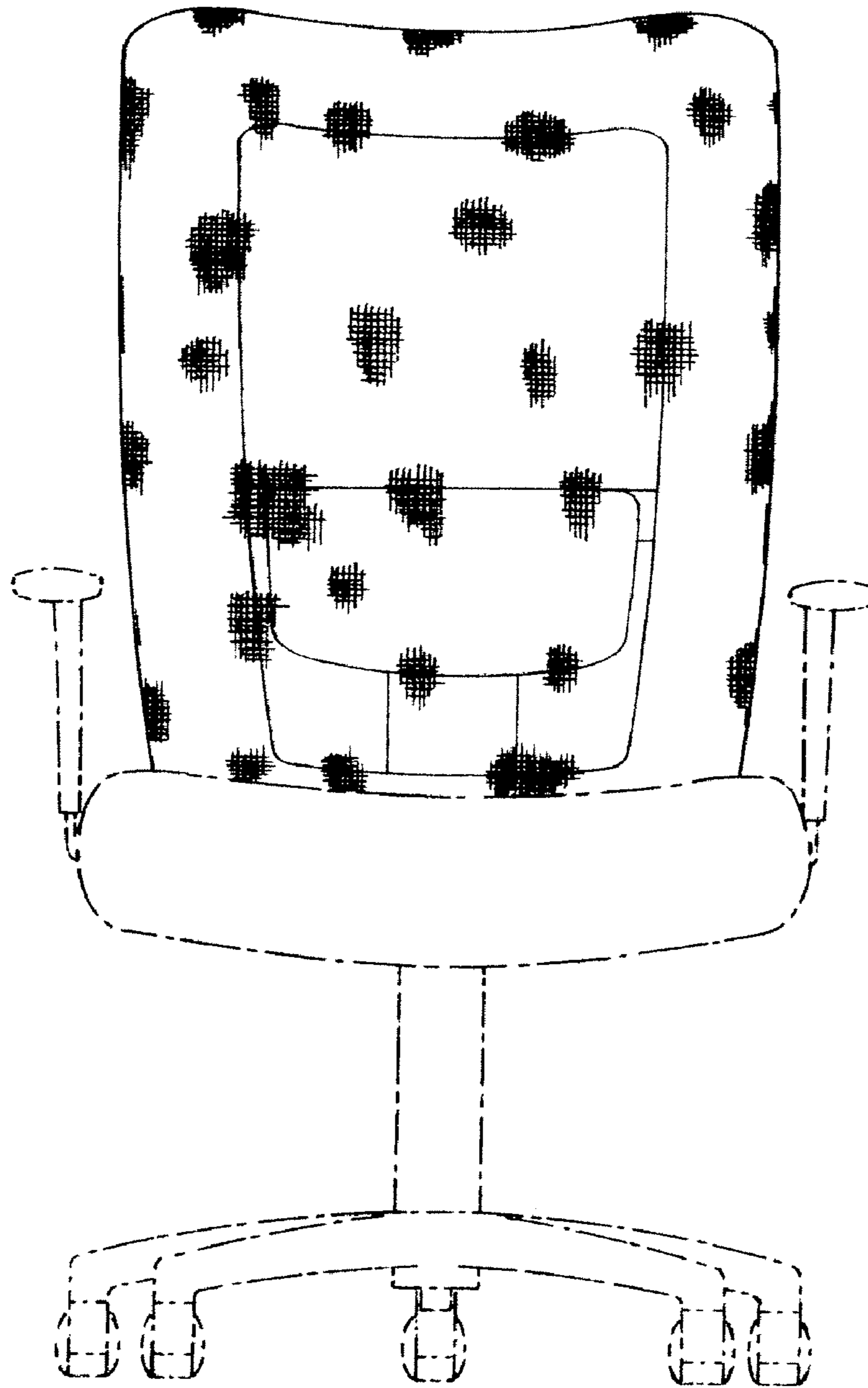


FIG. 2

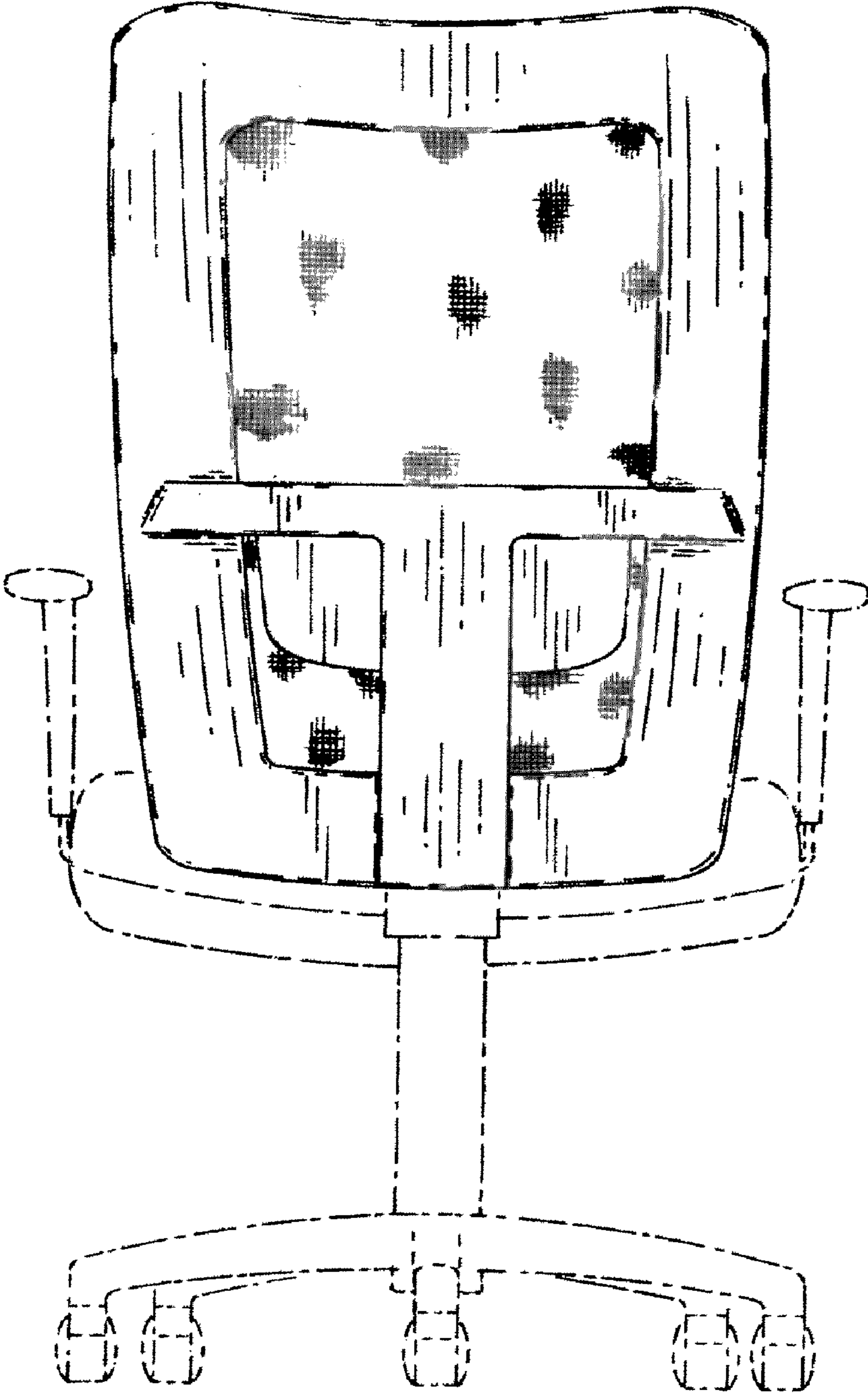


FIG. 3

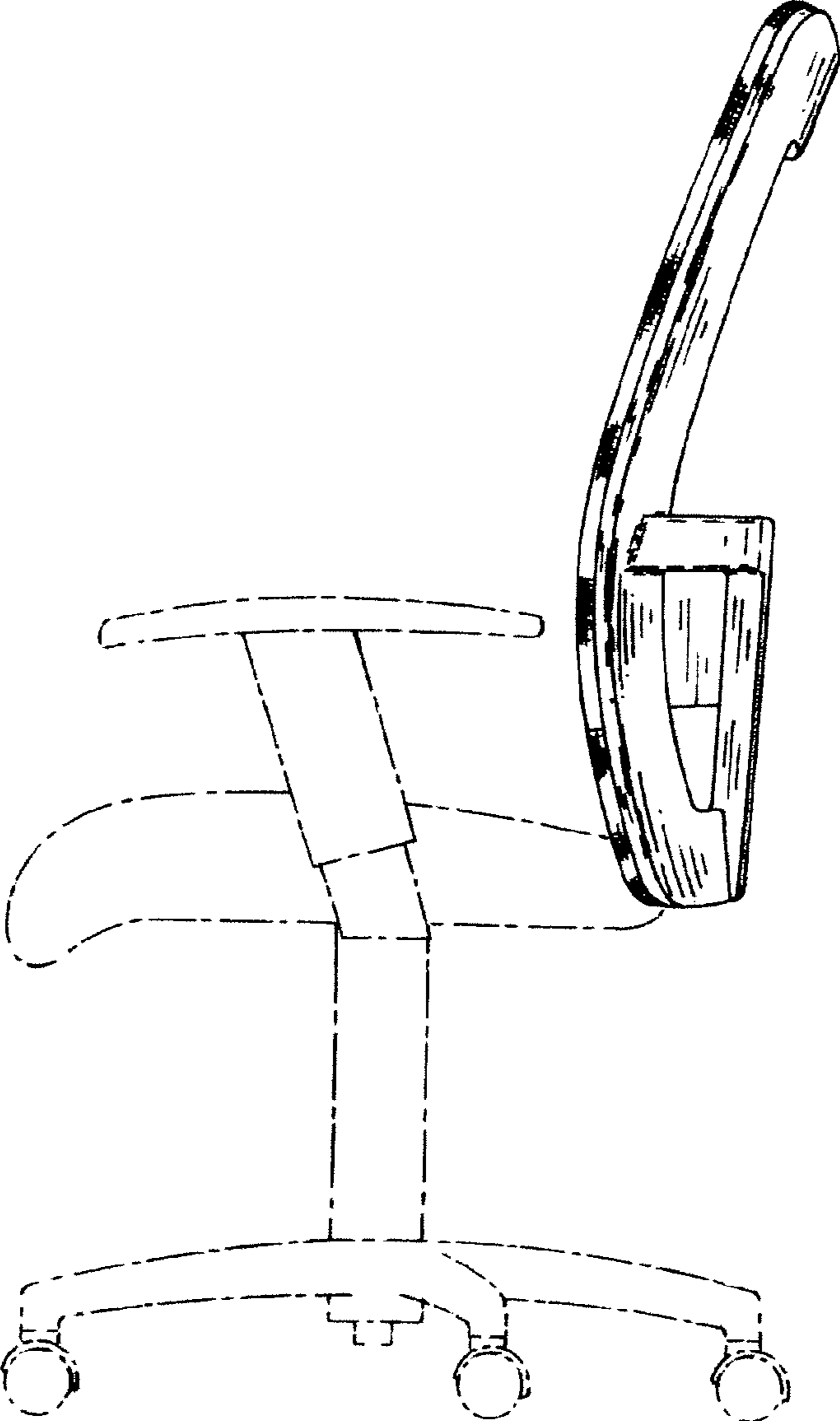


FIG. 4

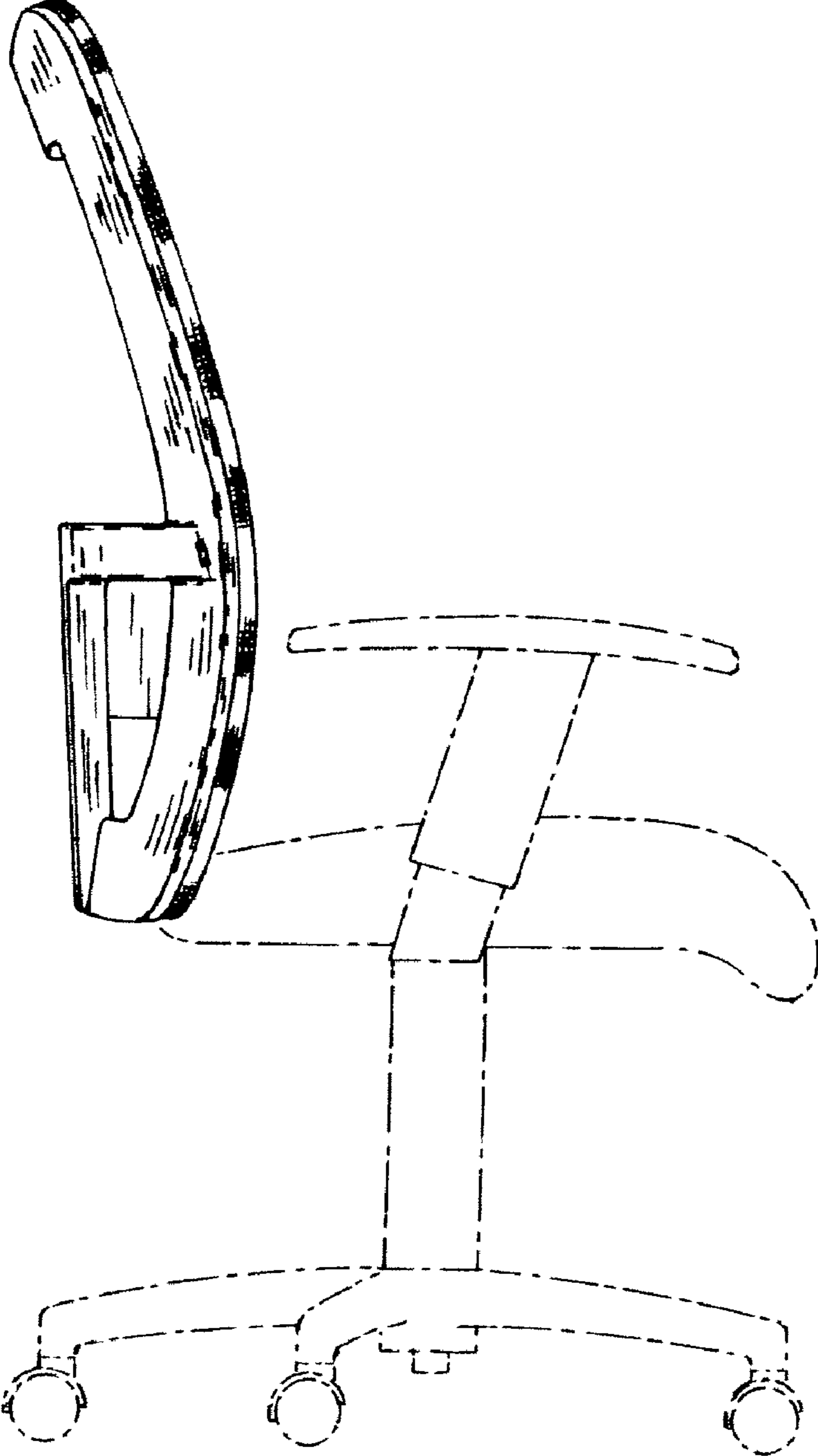


FIG. 5

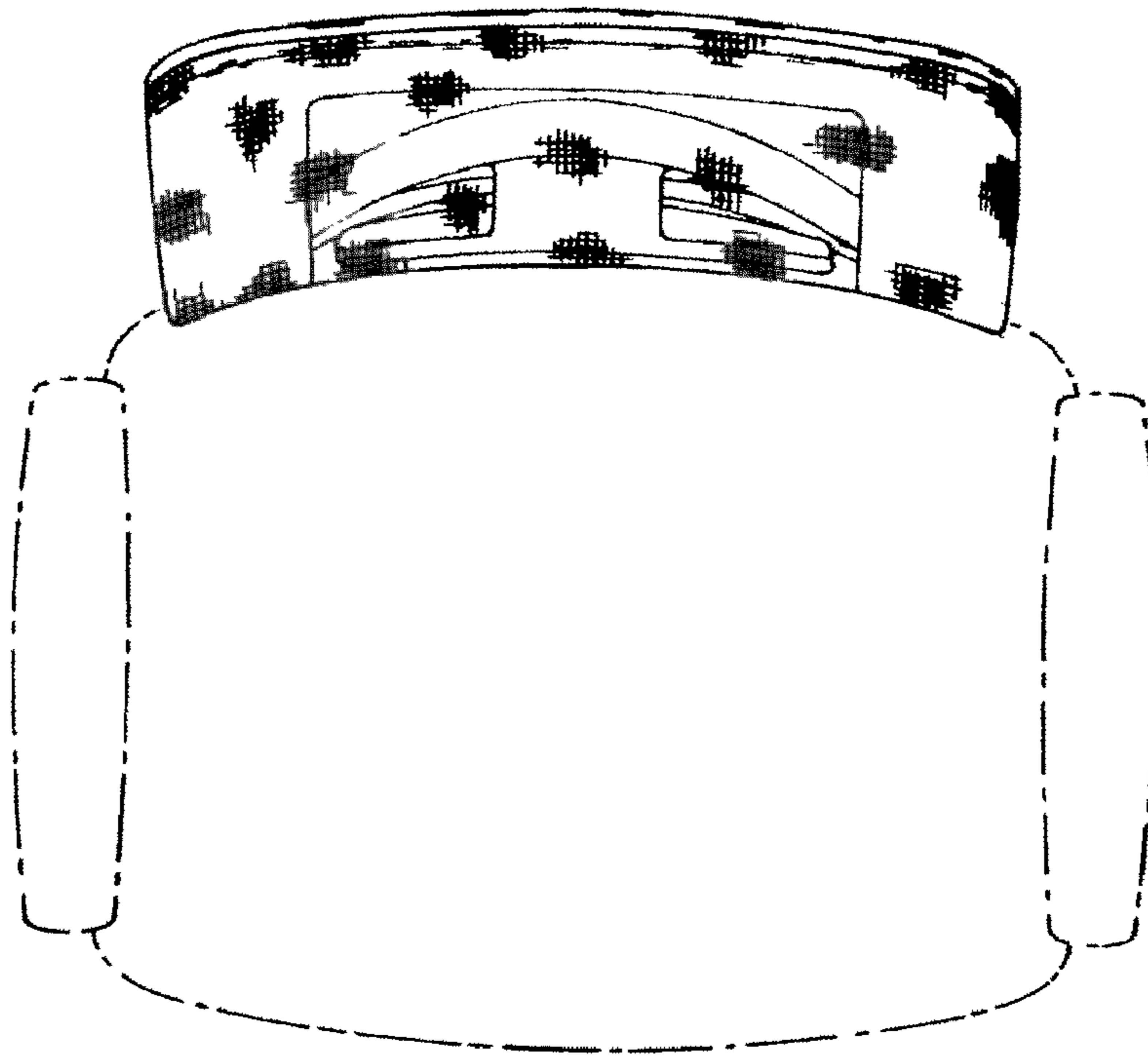


FIG. 6