



US00D646899S

(12) **United States Design Patent**  
**Dombrowski et al.**

(10) **Patent No.:** **US D646,899 S**

(45) **Date of Patent:** **\*\* Oct. 18, 2011**

(54) **HANDLE FOR BRUSH**

(75) Inventors: **David Dombrowski**, Liberty Township, OH (US); **Kenneth Edward Lamb, Jr.**, Amelia, OH (US); **William John Davis**, Bath (GB); **David James McNeill**, Bath (GB)

(73) Assignee: **The Procter & Gamble Company**, Cincinnati, OH (US)

(\*\*) Term: **14 Years**

(21) Appl. No.: **29/380,395**

(22) Filed: **Dec. 3, 2010**

(51) **LOC (9) Cl.** ..... **04-02**

(52) **U.S. Cl.** ..... **D4/138; D4/132**

(58) **Field of Classification Search** ..... D4/132, D4/135, 138; D7/393, 395, 401.2; D8/107, D8/DIG. 7-DIG. 10; D28/7, 20, 31, 46, D28/48; 15/143.1, 159.1, 160, 168, 191.1-193; 16/430; 132/120, 149, 150, 313, 317  
See application file for complete search history.

(56) **References Cited**

U.S. PATENT DOCUMENTS

D371,004 S \* 6/1996 Peischl et al. .... D4/132  
5,881,421 A \* 3/1999 Ducharme ..... 15/106  
D521,243 S \* 5/2006 Olsson et al. .... D4/118  
D530,924 S \* 10/2006 Davis et al. .... D4/138

D539,549 S \* 4/2007 Kipry et al. .... D4/138  
D549,464 S \* 8/2007 Jordan et al. .... D4/138  
7,779,847 B2 \* 8/2010 Castagno et al. .... 132/200  
2010/0095974 A1 \* 4/2010 Laje ..... 132/208

\* cited by examiner

*Primary Examiner* — Melanie H Tung

*Assistant Examiner* — Lavone D Tabor

(74) *Attorney, Agent, or Firm* — Laura R. Grunzinger

(57) **CLAIM**

The ornamental design for a handle for brush, as shown and described.

**DESCRIPTION**

FIG. 1 is a perspective top view of a handle for brush, embodying our new design;

FIG. 2 is a perspective bottom view of a handle for brush of FIG. 1;

FIG. 3 is a top view of a handle for brush of FIG. 1;

FIG. 4 is a right side view of a handle for brush of FIG. 1;

FIG. 5 is a bottom view of a handle for brush of FIG. 1;

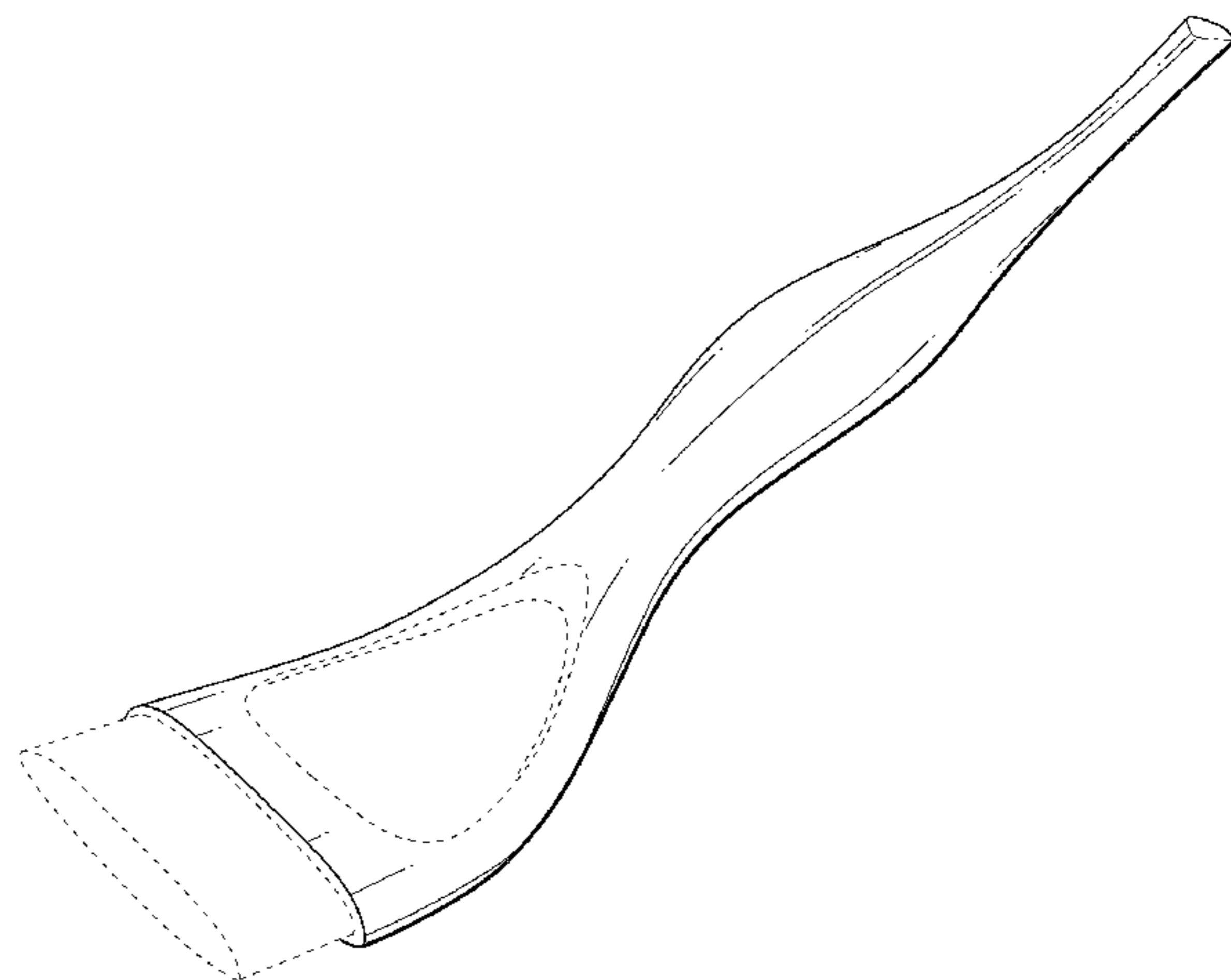
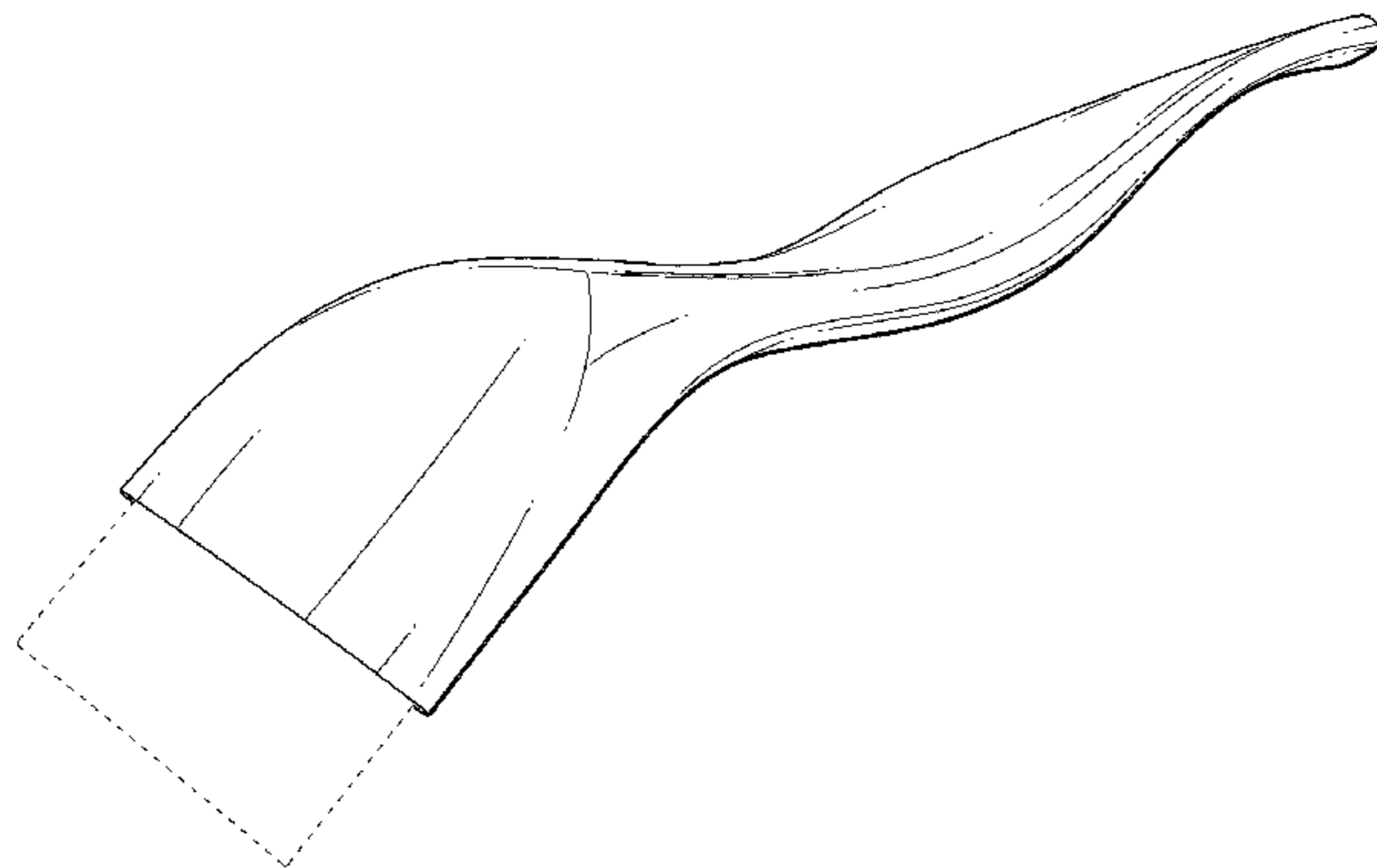
FIG. 6 is a front view of a handle for brush of FIG. 1; and,

FIG. 7 is a back view of a handle for brush of FIG. 1.

The broken lines shown in the drawings are for illustrative purposes only and form no part of the claimed design. The left side view of the handle is the mirror image of the right side view.

FIGS. 3-7 are shown on a reduced scale.

**1 Claim, 2 Drawing Sheets**



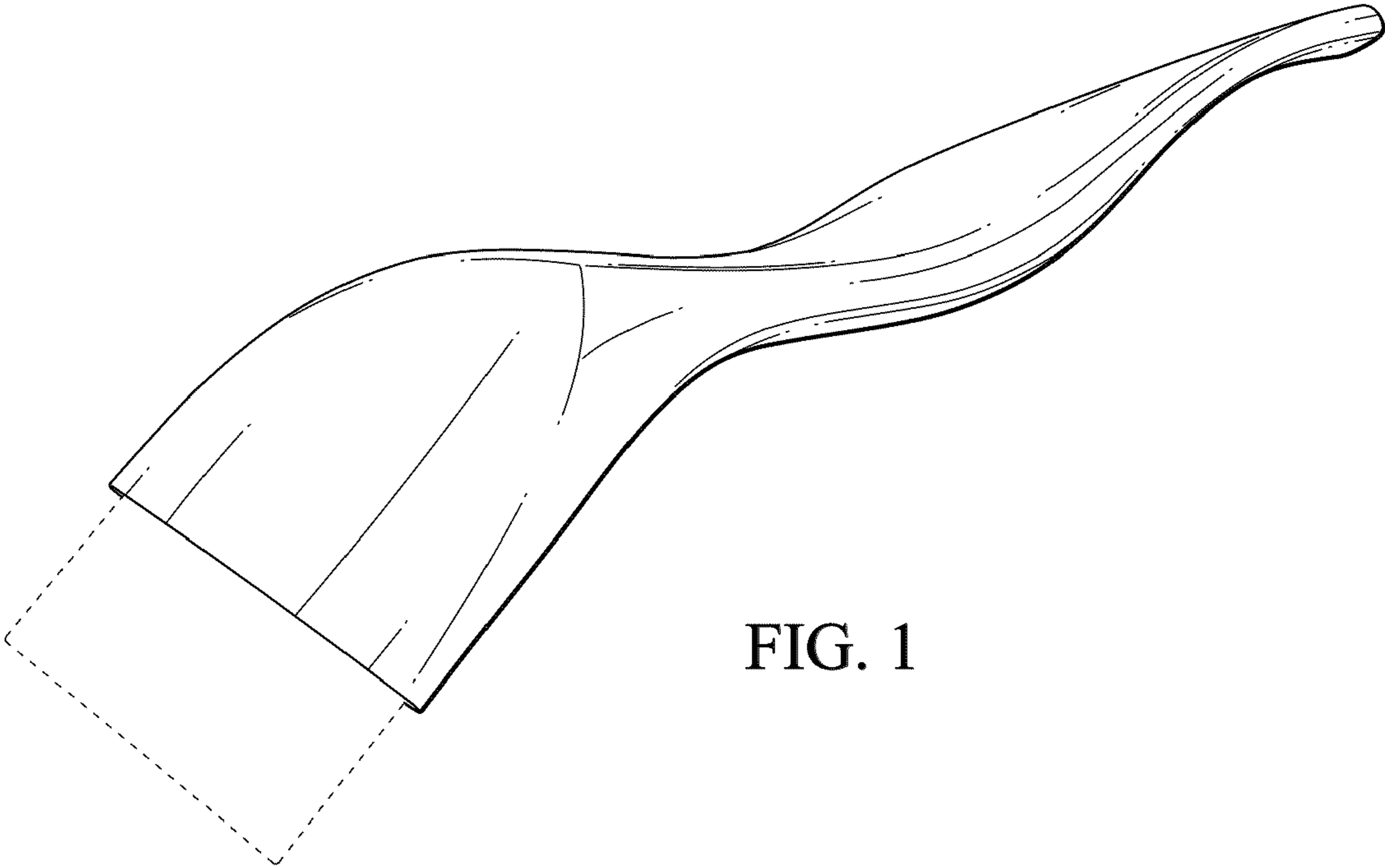


FIG. 1

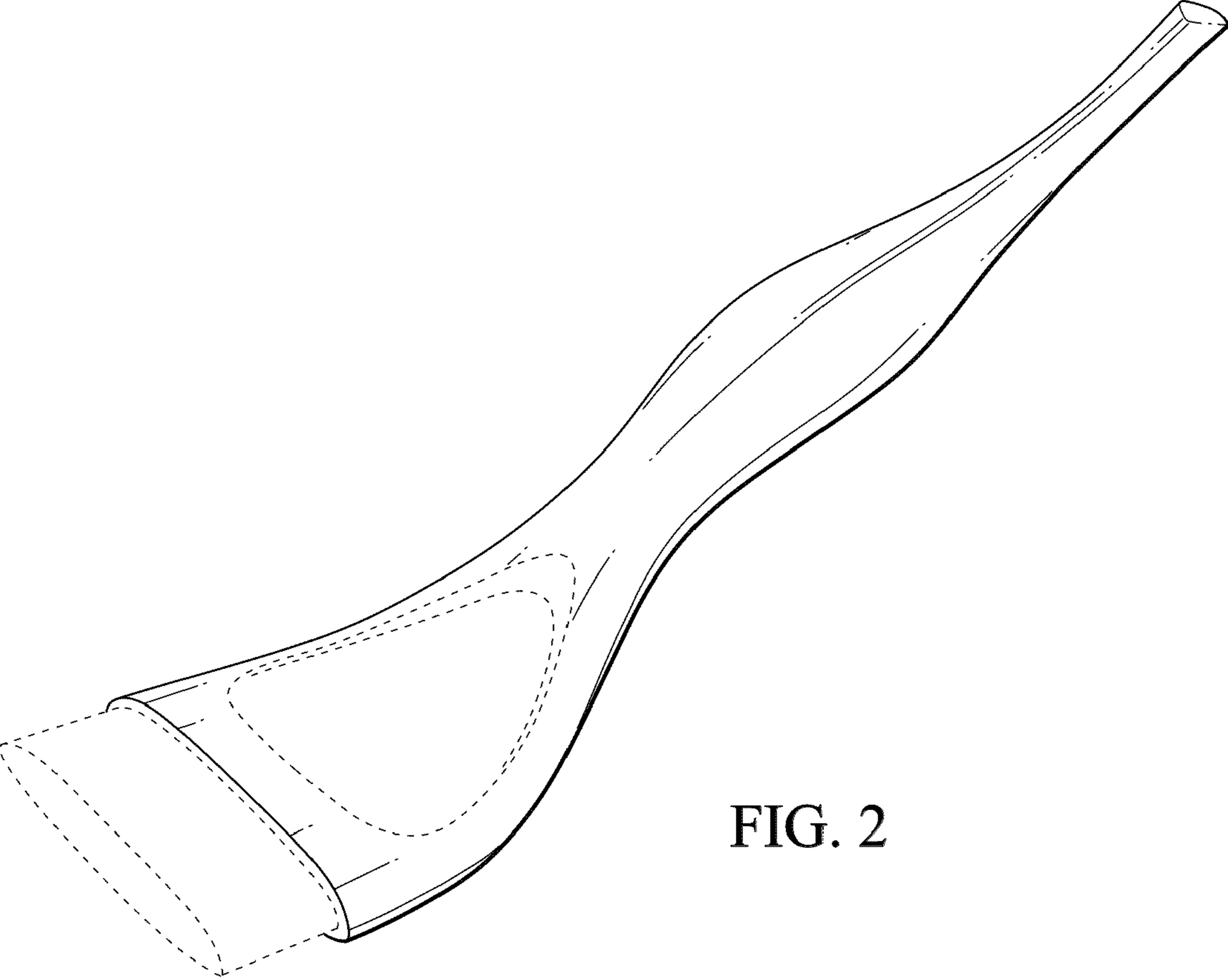


FIG. 2

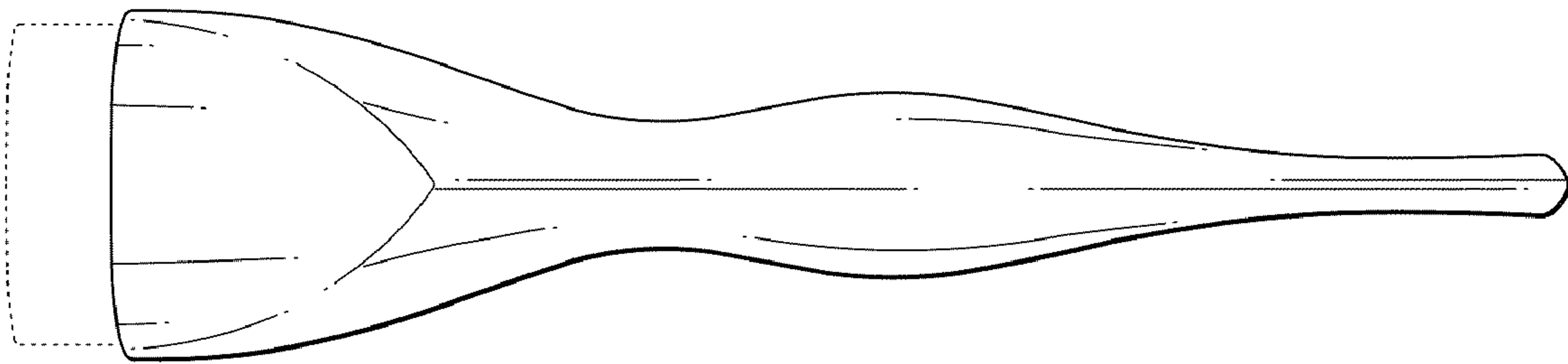


FIG. 3




FIG. 4

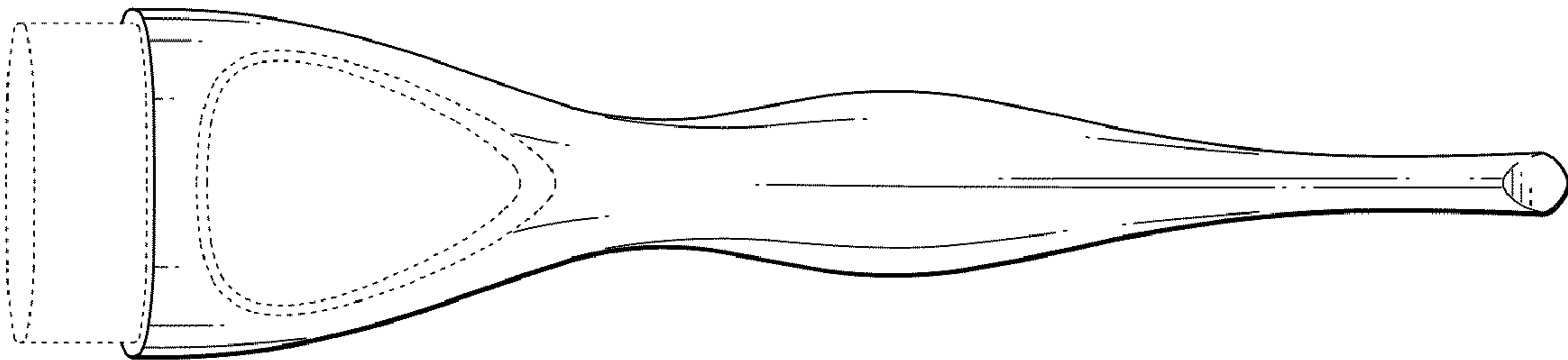


FIG. 5

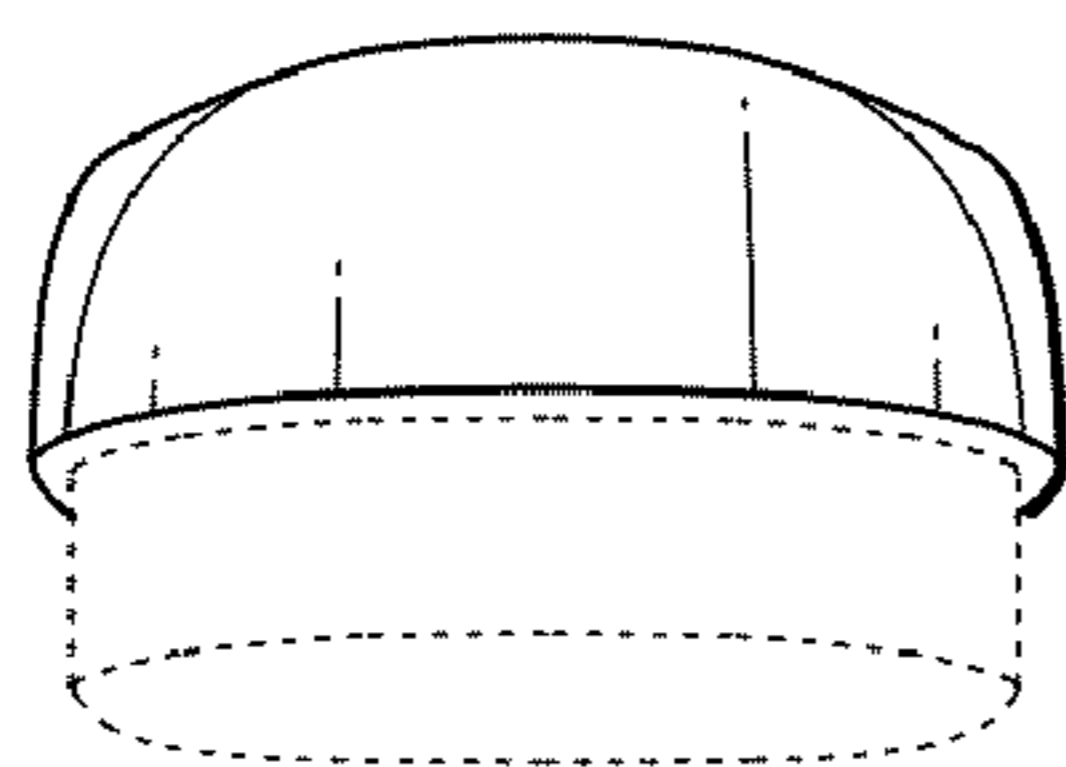


FIG. 6

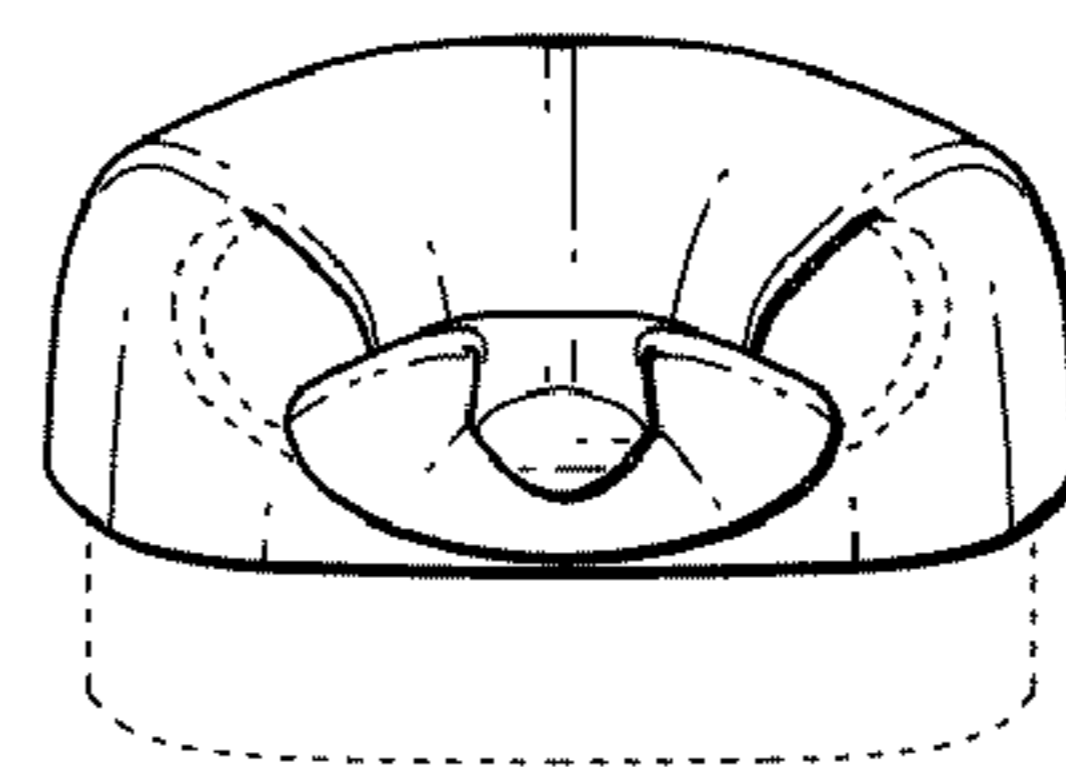


FIG. 7