

US00D646883S

(12) **United States Design Patent**
Wang et al.

(10) **Patent No.:** **US D646,883 S**

(45) **Date of Patent:** **** *Oct. 18, 2011**

(54) **DRAWSTRING SOCK**

(75) Inventors: **Alexander Wang**, New York, NY (US);
Jennifer Newman, Brooklyn, NY (US)

(73) Assignee: **Alexander Wang Incorporated**, New
York, NY (US)

(**) **Term:** **14 Years**

(21) **Appl. No.:** **29/362,185**

(22) **Filed:** **May 21, 2010**

(51) **LOC (9) Cl.** **02-04**

(52) **U.S. Cl.** **D2/980**

(58) **Field of Classification Search** D2/980,
D2/981, 982, 993, 994; 2/239, 240, 242,
2/265

See application file for complete search history.

(56) **References Cited**

U.S. PATENT DOCUMENTS

340,132	A *	4/1886	Loesner et al.	2/240
1,238,196	A *	8/1917	Rodelheim	2/239
1,278,220	A *	9/1918	Rodelheim	2/240
D85,125	S *	9/1931	Stevens	D2/992
2,700,161	A *	1/1955	Boyce	2/240
3,492,674	A *	2/1970	Poole	2/239
D243,485	S *	3/1977	Hedgepeth	D2/980
D292,444	S	10/1987	Pankopf	
D335,946	S	6/1993	Preston	
D343,496	S	1/1994	Spoor et al.	
D362,951	S	10/1995	Graves	
D362,957	S *	10/1995	Lindaman	D2/993
D364,500	S *	11/1995	Kluttz et al.	D2/980
5,469,637	A	11/1995	Adam	
D371,452	S	7/1996	Graves	
D373,455	S	9/1996	Graves	
5,566,396	A *	10/1996	Leib	2/239
D375,196	S *	11/1996	Kluttz et al.	D2/993
D377,265	S *	1/1997	Lindaman	D2/993
D378,015	S *	2/1997	Kluttz et al.	D2/980
D382,994	S *	9/1997	Kluttz et al.	D2/980

D386,287	S	11/1997	Graves	
6,119,274	A	9/2000	Graham	
6,123,681	A	9/2000	Brown, III	
6,205,593	B1	3/2001	Schaub, Jr.	
6,378,139	B1 *	4/2002	Mazzaglia	2/242
D515,295	S	2/2006	McMullin	
D602,232	S	10/2009	Dugan	
7,614,165	B2	11/2009	Curry	

OTHER PUBLICATIONS

Advertisement printed in Elle magazine dated Jan. 6, 2010, p. 176 (1 page).

* cited by examiner

Primary Examiner — Cella A. Murphy

Assistant Examiner — Kathleen M Sims

(74) *Attorney, Agent, or Firm* — McCarter & English, LLP

(57) **CLAIM**

The ornamental design for a drawstring sock, as shown and described.

DESCRIPTION

FIG. 1 is a side view of a drawstring sock showing our new design;

FIG. 2 is a top plan view thereof;

FIG. 3 is a rear view thereof;

FIG. 4 is a front view thereof;

FIG. 5 is a bottom view thereof with the laces shown tied;

FIG. 6 is a rear view of the drawstring sock when worn; and,

FIG. 7 is a front perspective view of a drawstring sock when worn.

The broken lines shown are for illustrative purposes only and form no part of the claimed design.

The dash-dot-dash broken line showing of a leg and foot in in FIGS. 6 and 7 is included for the purpose of showing the environment in which the drawstring sock is used; and forms no part of the claimed design. The dashed lines on the surface of the drawstring sock shown in FIGS. 1-7, indicate stitching.

1 Claim, 2 Drawing Sheets

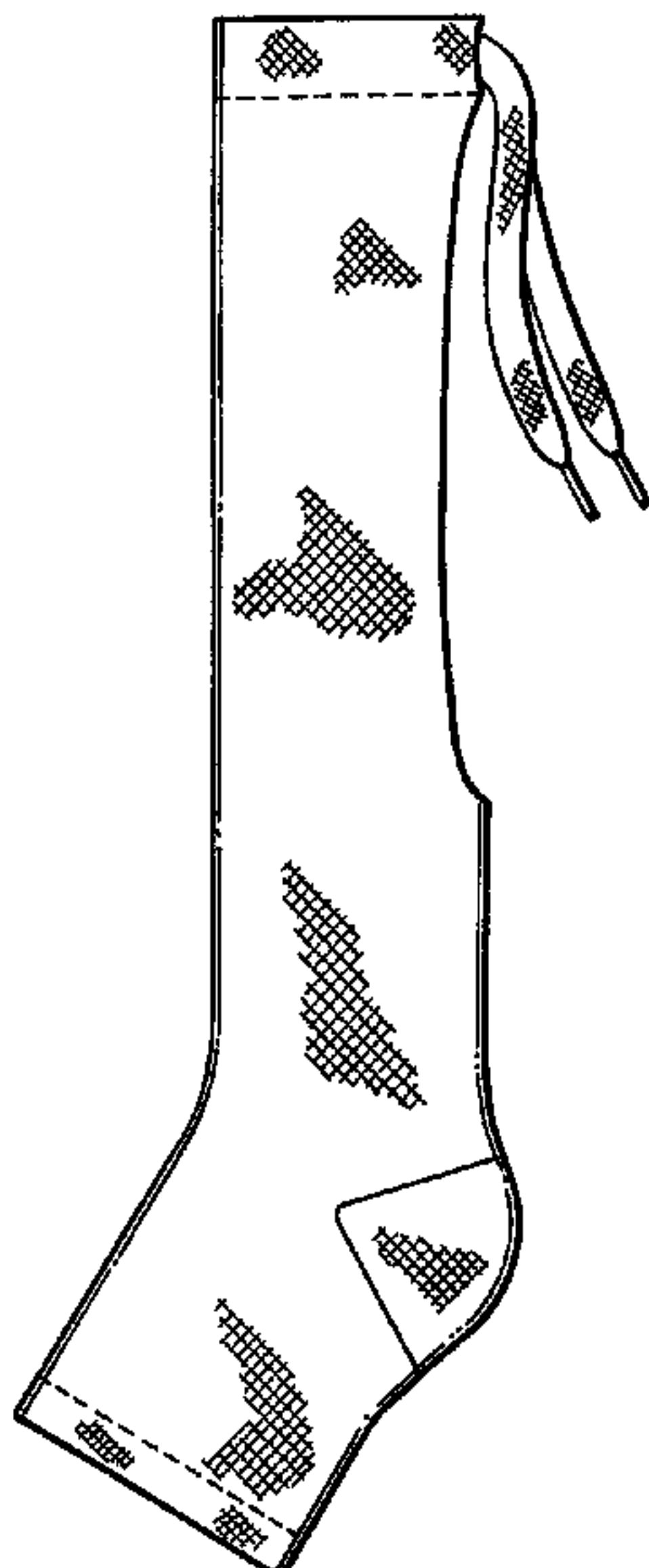


FIG. 1

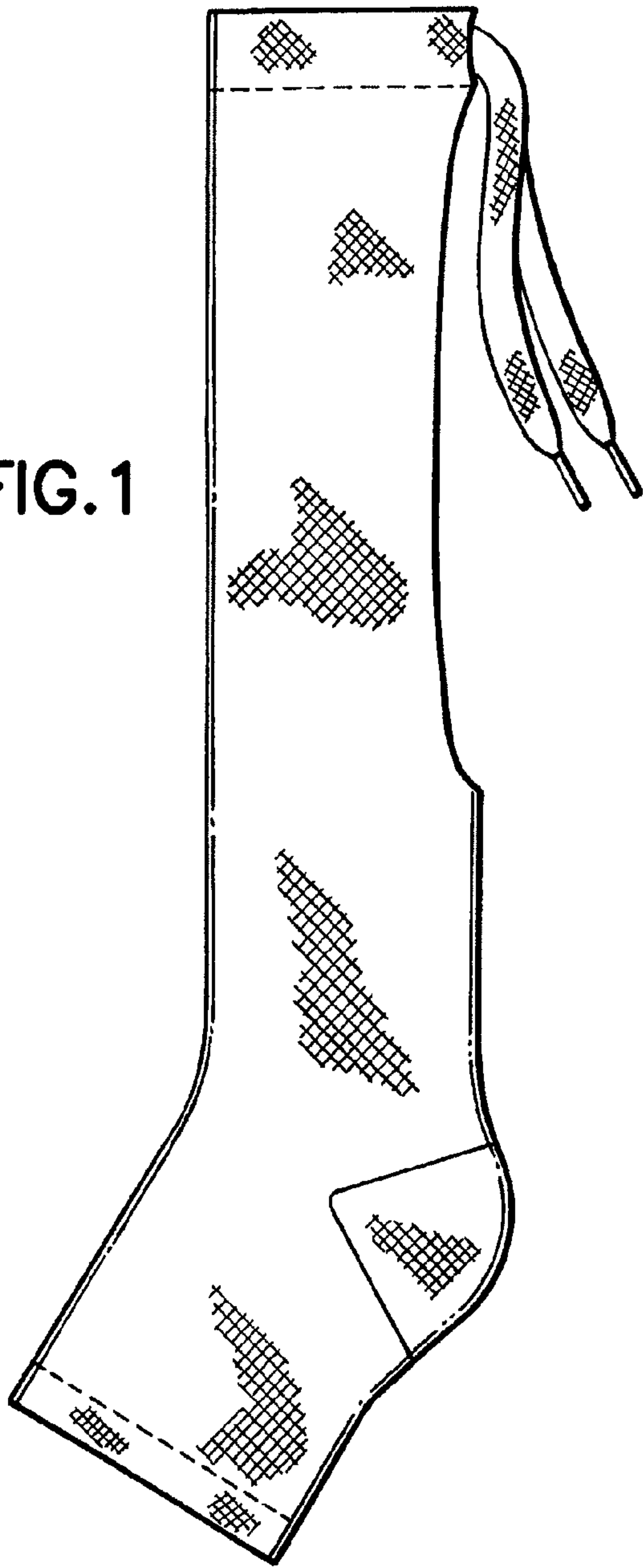


FIG. 2



FIG. 3



FIG. 4



FIG. 5



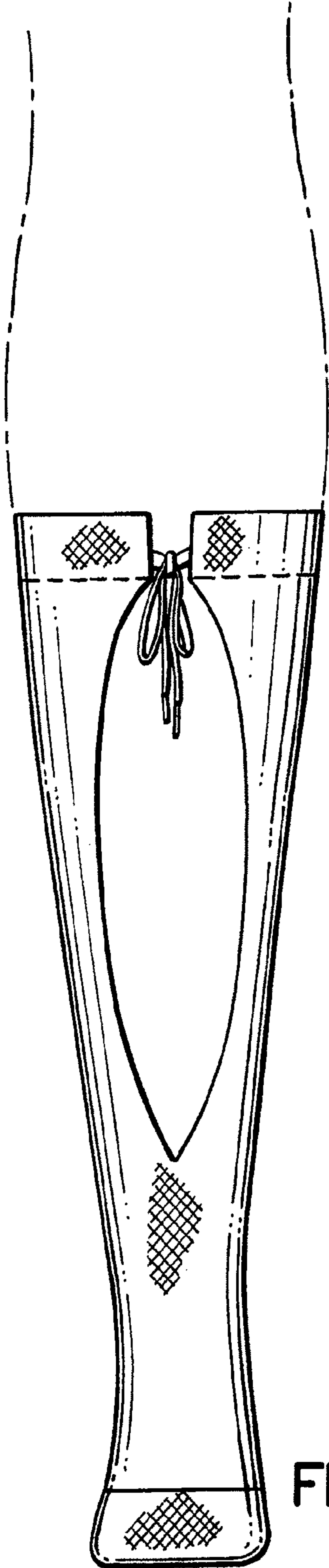


FIG. 6

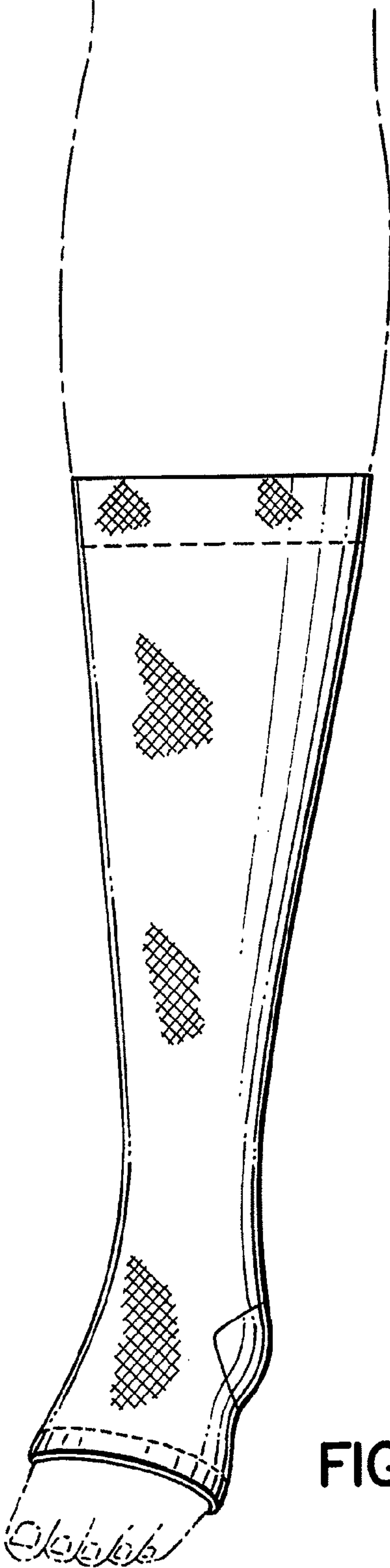


FIG. 7