



US00D646882S

(12) **United States Design Patent**
Huynh

(10) **Patent No.:** **US D646,882 S**

(45) **Date of Patent:** **** Oct. 18, 2011**

(54) **PORTION OF A SHOE UPPER**

(76) Inventor: **Chi Huynh**, San Dimas, CA (US)

(**) Term: **14 Years**

(21) Appl. No.: **29/363,859**

(22) Filed: **Jun. 15, 2010**

(51) **LOC (9) Cl.** **02-99**

(52) **U.S. Cl.** **D2/972**

(58) **Field of Classification Search** D2/896,
D2/902, 906-908, 943, 944, 969, 972-974;
36/45-49, 50.1, 77 M, 77 R, 83, 88, 113,
36/114, 126-131

See application file for complete search history.

(56) **References Cited**

U.S. PATENT DOCUMENTS

| | | | |
|--------------|---------|-------------------|--------|
| D118,634 S * | 1/1940 | Sholtz | D2/974 |
| D344,397 S | 2/1994 | Zelenko | |
| D382,100 S | 8/1997 | Tresser | |
| D391,071 S | 2/1998 | Blakeslee | |
| D408,986 S | 5/1999 | Gray et al. | |
| D451,271 S * | 12/2001 | Gerber | D2/972 |
| D485,428 S * | 1/2004 | Koo | D2/972 |
| D504,764 S | 5/2005 | Gerber | |
| D512,214 S * | 12/2005 | Hatfield | D2/972 |
| D513,554 S * | 1/2006 | Matis et al. | D2/969 |

| | | | |
|--------------|--------|-------------------|--------|
| D514,784 S * | 2/2006 | Matis et al. | D2/969 |
| D517,306 S * | 3/2006 | Hoefl | D2/972 |
| D519,269 S * | 4/2006 | Matis et al. | D2/969 |
| D519,724 S * | 5/2006 | Matis et al. | D2/969 |
| D520,222 S * | 5/2006 | Matis et al. | D2/969 |
| D523,217 S * | 6/2006 | Matis et al. | D2/969 |
| D527,175 S | 8/2006 | Lee | |

* cited by examiner

Primary Examiner — Dominic Simone

(74) *Attorney, Agent, or Firm* — Biotech Beach Law Group PC



(57) **CLAIM**

I claim the ornamental design for a portion of a shoe upper, as shown and described.

DESCRIPTION

FIG. 1 is a left, front, top perspective view of a portion of a shoe upper showing my new design; FIG. 2 is a right elevational view thereof; FIG. 3 is a left elevational view thereof; FIG. 4 is a top plan view thereof; FIG. 5 is a front elevational view thereof; and, FIG. 6 is a rear elevational view thereof. The broken lines shown in the drawings are for illustrative purposes only and form no part of the claimed design.

1 Claim, 3 Drawing Sheets



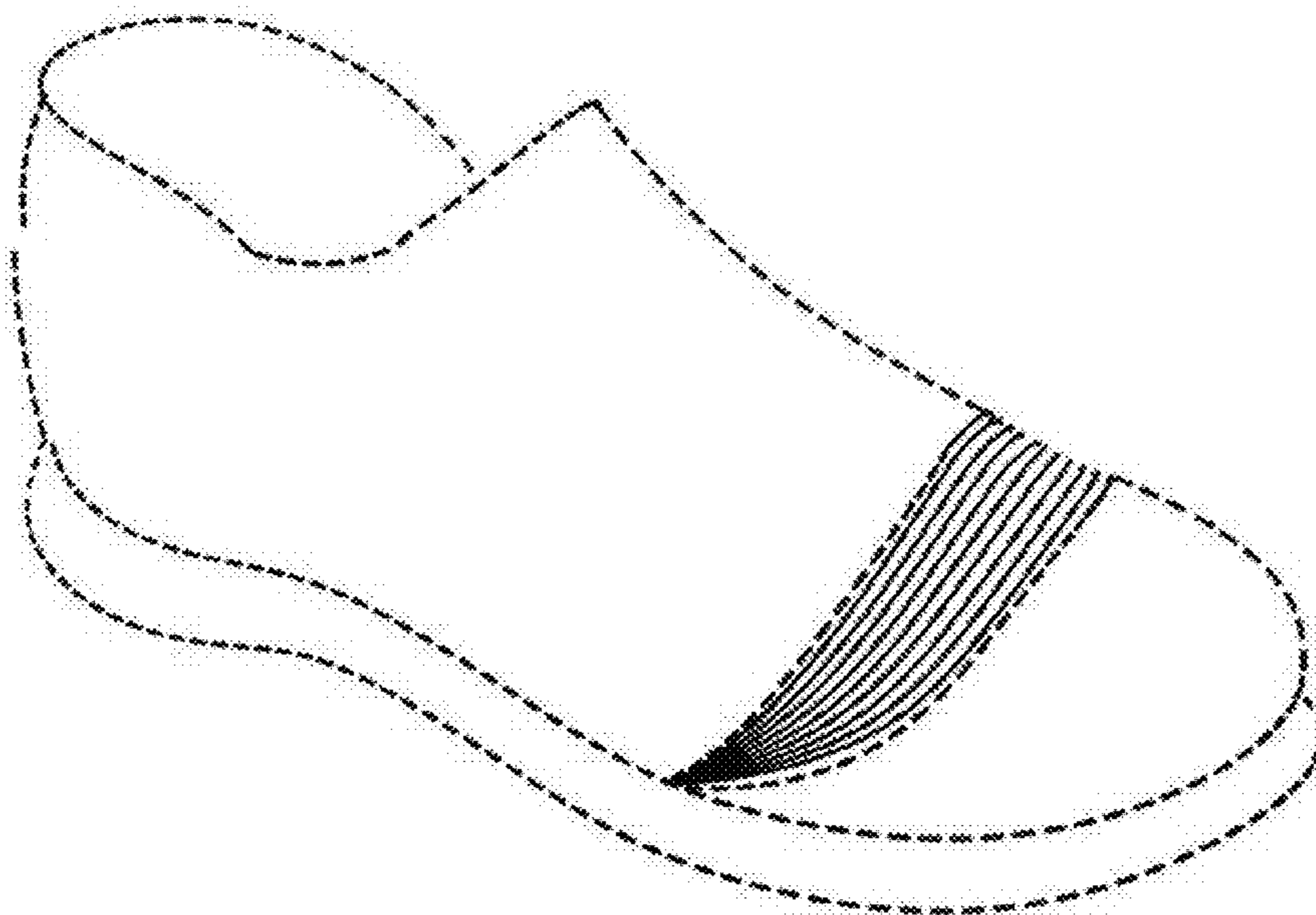


FIG. 1




FIG. 2




FIG. 3




FIG. 4

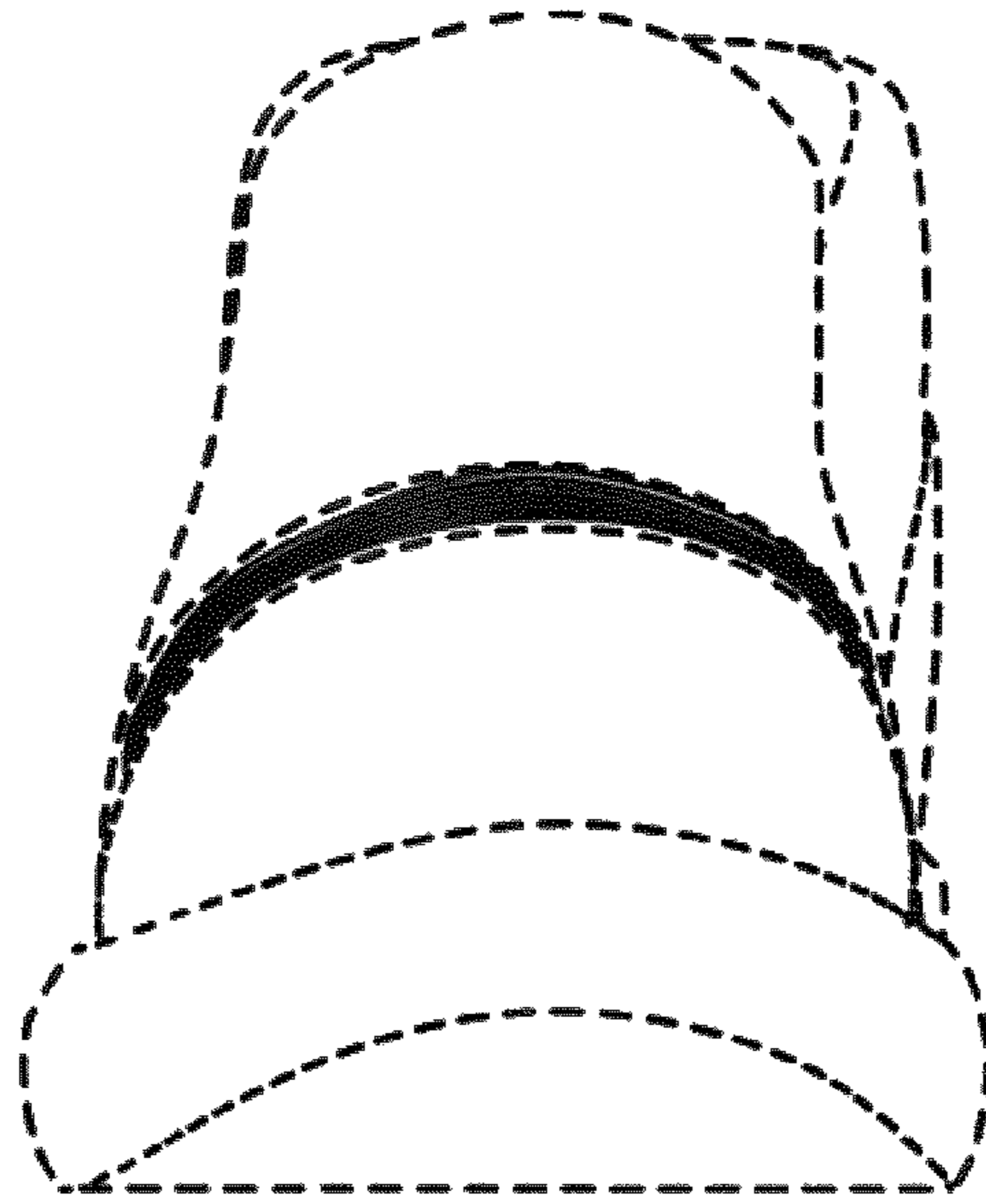


FIG. 5

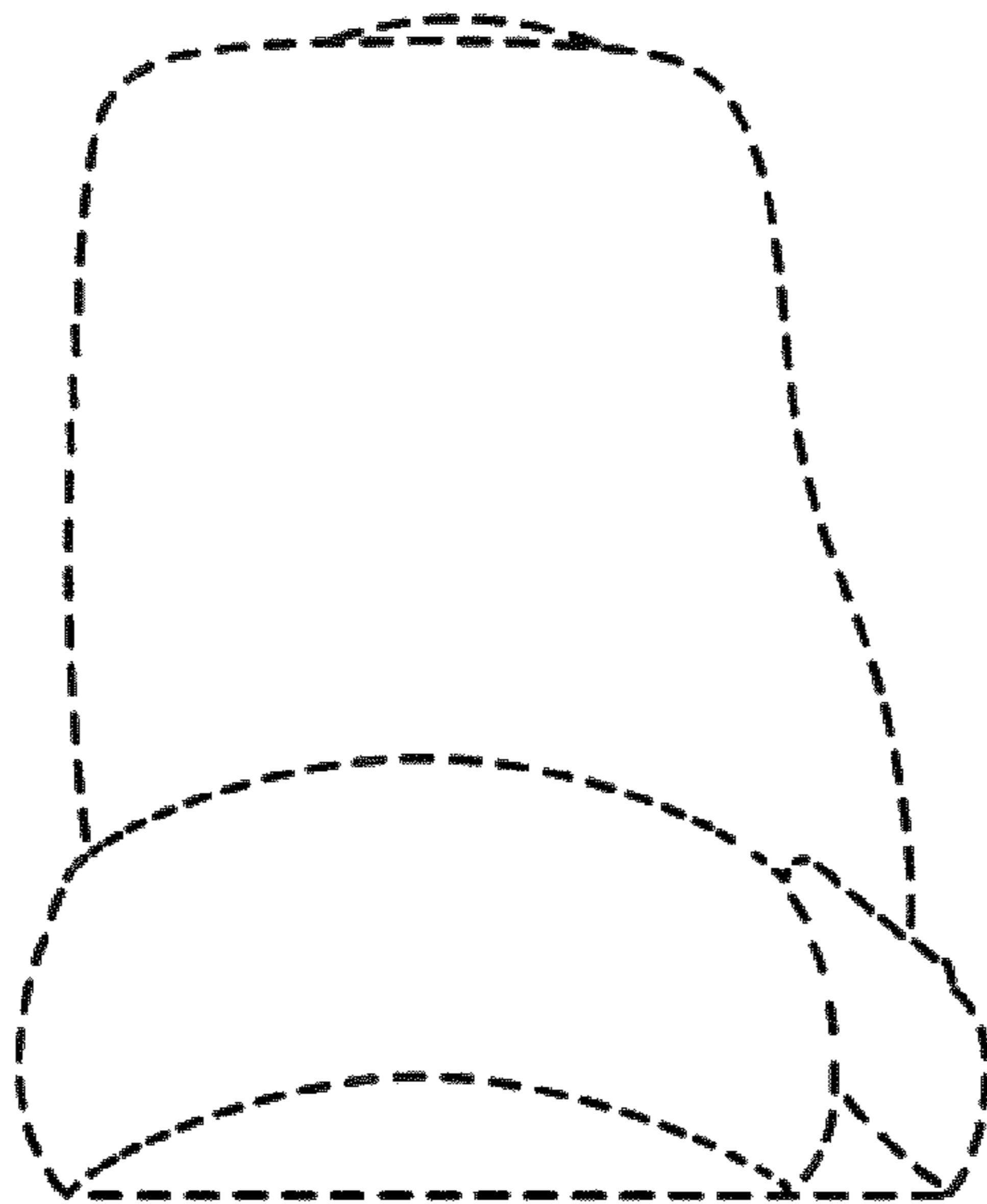


FIG. 6