

US00D646876S

(12) **United States Design Patent**
Roldan

(10) **Patent No.:** **US D646,876 S**
(45) **Date of Patent:** **** Oct. 18, 2011**

(54) **FOOTWEAR UPPER**

(75) Inventor: **Manuel Roldan**, Santa Barbara, CA
(US)

(73) Assignee: **Deckers Outdoor Corporation**, Goleta,
CA (US)

(**) Term: **14 Years**

(21) Appl. No.: **29/391,446**

(22) Filed: **May 9, 2011**

(51) **LOC (9) Cl.** **02-99**

(52) **U.S. Cl.** **D2/970; D2/912**

(58) **Field of Classification Search** D02/897,
D02/901, 904, 909-912, 944, 946, 969, 970-978;
36/45, 50.1, 83, 113, 114, 126-134, 77 R,
36/77 M, 88

See application file for complete search history.

(56) **References Cited**

U.S. PATENT DOCUMENTS

1,538,104 A	3/1923	Foster	
D67,739 S *	7/1925	Blair	D2/912
D95,890 S	6/1935	Benjamin	
D101,977 S *	11/1936	Zuckerman	D2/912
D146,763 S *	5/1947	Earl	D2/912
D164,667 S *	10/1951	Bingham, Jr.	D2/912
D183,354 S	8/1958	Laham	
D199,558 S *	11/1964	Cohn	D2/912
D234,929 S *	4/1975	Schneider	D2/912
D240,972 S	8/1976	Adams	
D241,283 S *	9/1976	Summa	D2/912
D557,482 S *	12/2007	Kelsey	D2/912
D572,894 S	7/2008	Le	
D575,050 S	8/2008	St-Louis	
D578,747 S *	10/2008	Le	D2/970
D582,650 S	12/2008	Uratsu	
D585,635 S	2/2009	Le	
D589,241 S *	3/2009	Le	D2/970
D600,903 S	9/2009	Belley	

D615,743 S	5/2010	Le	
D616,189 S	5/2010	MacIntyre	
D630,833 S *	1/2011	Ng	D2/970

FOREIGN PATENT DOCUMENTS

AU	331426	5/2010
EM	000348677-0006	5/2005
EM	000442710-0001	11/2005
EM	00684675-0015	3/2007
EM	000898796-0028	3/2008
EM	001655101-0002	1/2010
ES	D0506243-33	4/2008

(Continued)

OTHER PUBLICATIONS

ARS Sutoria Magazine No. 336, Issue 2007.

(Continued)

Primary Examiner — Rob Spear

Assistant Examiner — Rashida C McCoy

(74) *Attorney, Agent, or Firm* — Greer, Burns & Crain, Ltd.

(57) **CLAIM**

The ornamental design for a footwear upper, as shown and described.

DESCRIPTION

FIG. 1 is a perspective view of a footwear upper showing my new design;

FIG. 2 is a side elevational view thereof;

FIG. 3 is an opposite side elevational view thereof;

FIG. 4 is a front elevational view thereof;

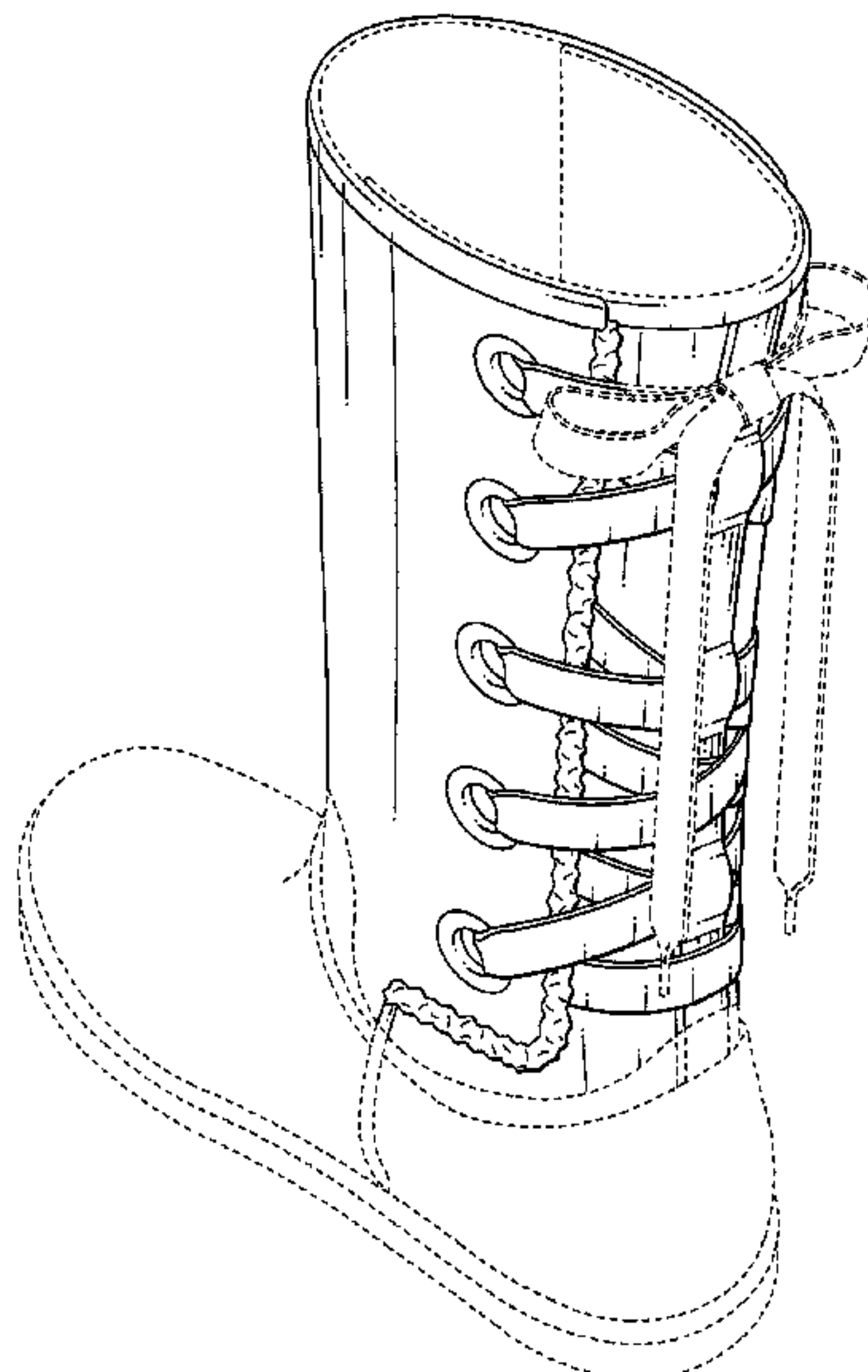
FIG. 5 is a rear elevational view thereof;

FIG. 6 is a top plan view thereof; and,

FIG. 7 is a bottom plan view thereof.

The broken lines in FIGS. 1-7 represent portions of the footwear that form no part of the claimed design. The broken lines which define the bounds of the claimed design form no part thereof.

1 Claim, 5 Drawing Sheets



FOREIGN PATENT DOCUMENTS

ES	D0506737-44	9/2008
ES	D0507911-06	6/2009
ES	D0507912-40	6/2009
ES	D0507913-38	6/2009
FR	960654	2/1996
FR	041645	4/2004
FR	044540	9/2004
FR	001209167-0238	4/2010
KR	3004630370000	9/2007
KR	3005331880000	6/2009

OTHER PUBLICATIONS

ARS Sutoria Magazine No. 363, Issue 2010.
ARS Sutoria Magazine No. 324, Issue 2005.
Rendez-Vous Magazine, Fall/Winter 2009/2010.
ARS Sutoria Magazine, No. 316, Issue 2004.
ARS Sutoria Magazine, No. 362, Issue 2010.
ARS Sutoria Magazine, No. 352, Issue 2009.

* cited by examiner

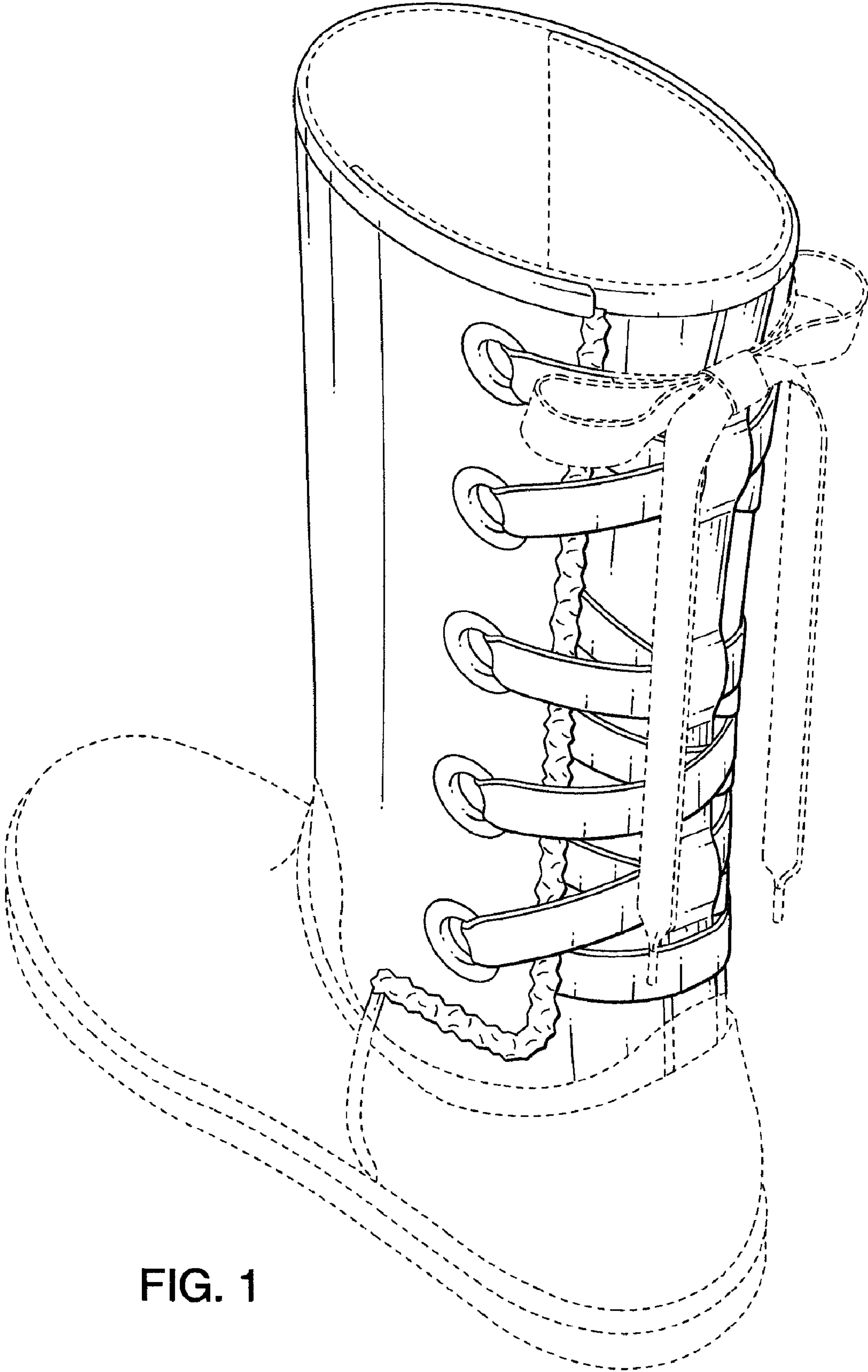


FIG. 1



FIG. 2



FIG. 3




FIG. 4

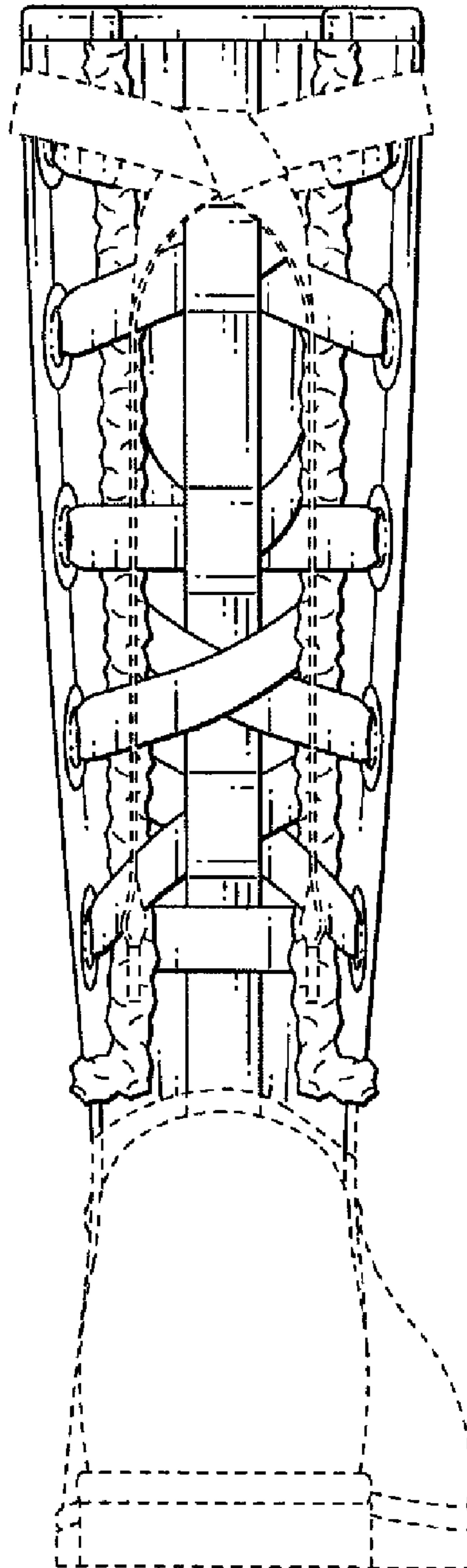


FIG. 5

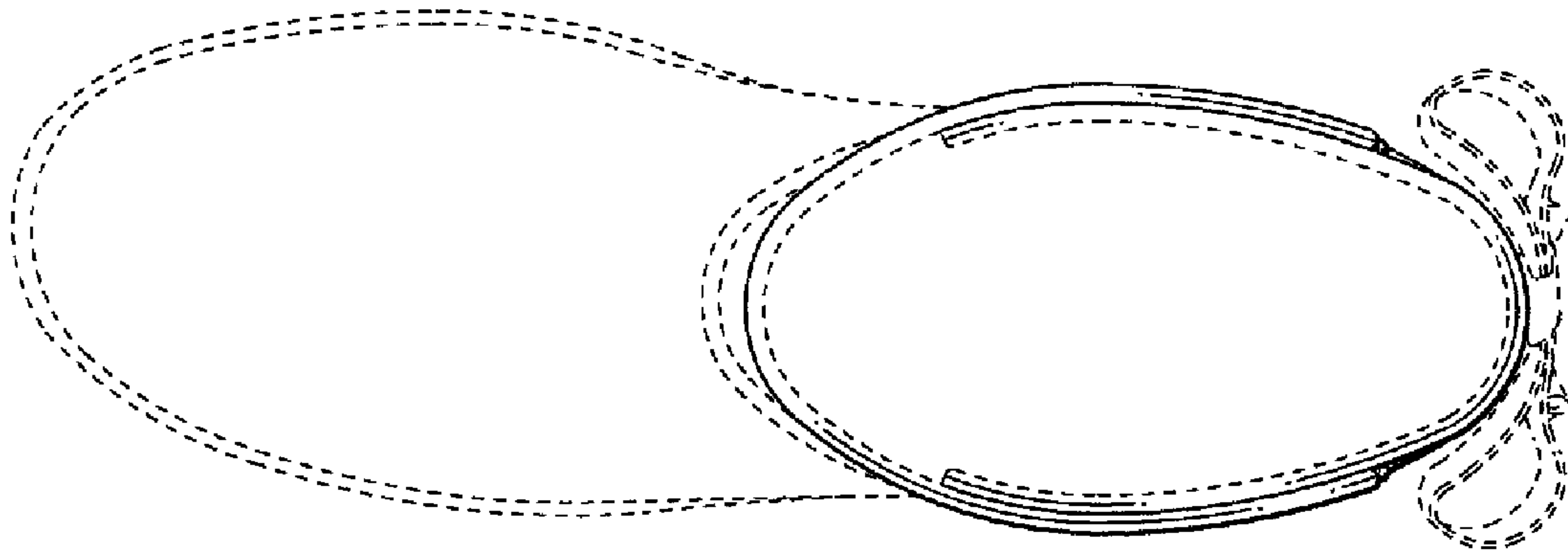


FIG. 6

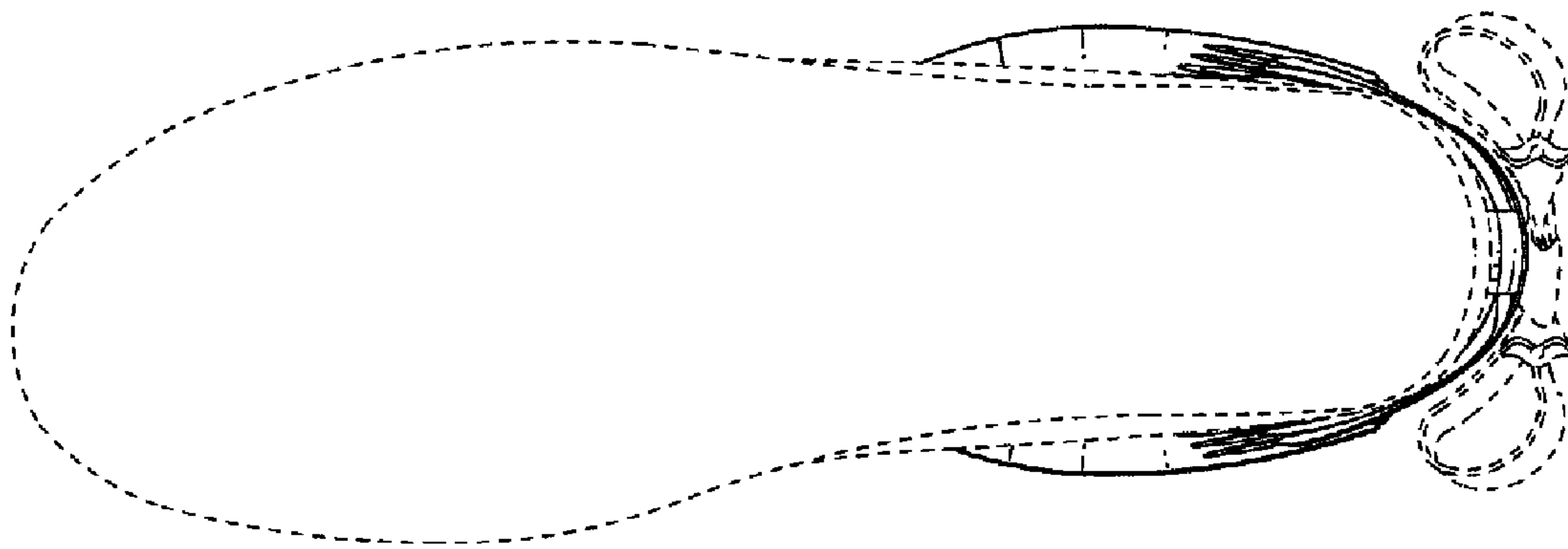


FIG. 7