

US00D646865S

(12) **United States Design Patent**
Torp

(10) **Patent No.:** **US D646,865 S**

(45) **Date of Patent:** **** Oct. 11, 2011**

(54) **DOOR BACK FOR A SAFE**

(75) Inventor: **Aaron M. Torp**, Rochester, NY (US)

(73) Assignee: **John D. Brush & Co., Inc.**, Rochester, NY (US)

(**) Term: **14 Years**

(21) Appl. No.: **29/375,400**

(22) Filed: **Sep. 22, 2010**

(51) **LOC (9) Cl.** **99-00**

(52) **U.S. Cl.** **D99/43**

(58) **Field of Classification Search** D99/28,

D99/34, 35, 36, 43, 99; D18/3.1, 3.3, 12;
235/375-385, 100; 109/1 V, 2, 24.1, 50-53,
109/66, 83, 58, 78, 79, 82; 361/1; 902/8,
902/9, 30, 41; D8/330, 331, 323, 325, 354

See application file for complete search history.

(56) **References Cited**

U.S. PATENT DOCUMENTS

228,323	A *	6/1880	Orandal	292/333
287,955	A *	11/1883	Mosler	109/84
481,044	A *	8/1892	Mottinger	16/383
D87,865	S *	10/1932	Atwood	D8/327
D87,866	S *	10/1932	Atwood	D8/327
D130,501	S *	11/1941	Jones	D99/43
D209,795	S *	1/1968	Kosugo	D99/43
D212,133	S *	8/1968	Payne	D99/43
D258,415	S *	3/1981	DeStepheno	D8/323
4,468,943	A	9/1984	Beattie et al.	

4,593,627	A *	6/1986	Lankard et al.	109/83
4,977,766	A	12/1990	Beattie et al.	
5,946,954	A	9/1999	Emery et al.	
6,131,428	A	10/2000	Wildman	
D443,198	S *	6/2001	Snyder	D8/354
6,254,149	B1	7/2001	Shaffer et al.	
D495,114	S *	8/2004	Washington et al.	D99/43
D495,115	S *	8/2004	Washington et al.	D99/43
D495,850	S *	9/2004	Washington et al.	D99/43
7,127,777	B2 *	10/2006	Chiang	16/252
D563,199	S *	3/2008	Liao	D8/323
D576,015	S *	9/2008	Lange	D8/323
D580,125	S	11/2008	Osiecki et al.	

* cited by examiner

Primary Examiner — Elizabeth J Oswecki

(74) *Attorney, Agent, or Firm* — Woods Oviatt Gilman LLP

(57) **CLAIM**

The ornamental design for a door back for a safe, as shown and described.

DESCRIPTION

FIG. 1 is a left front perspective view of a door back for a safe showing my design;

FIG. 2 is a front view thereof;

FIG. 3 is a right side view thereof;

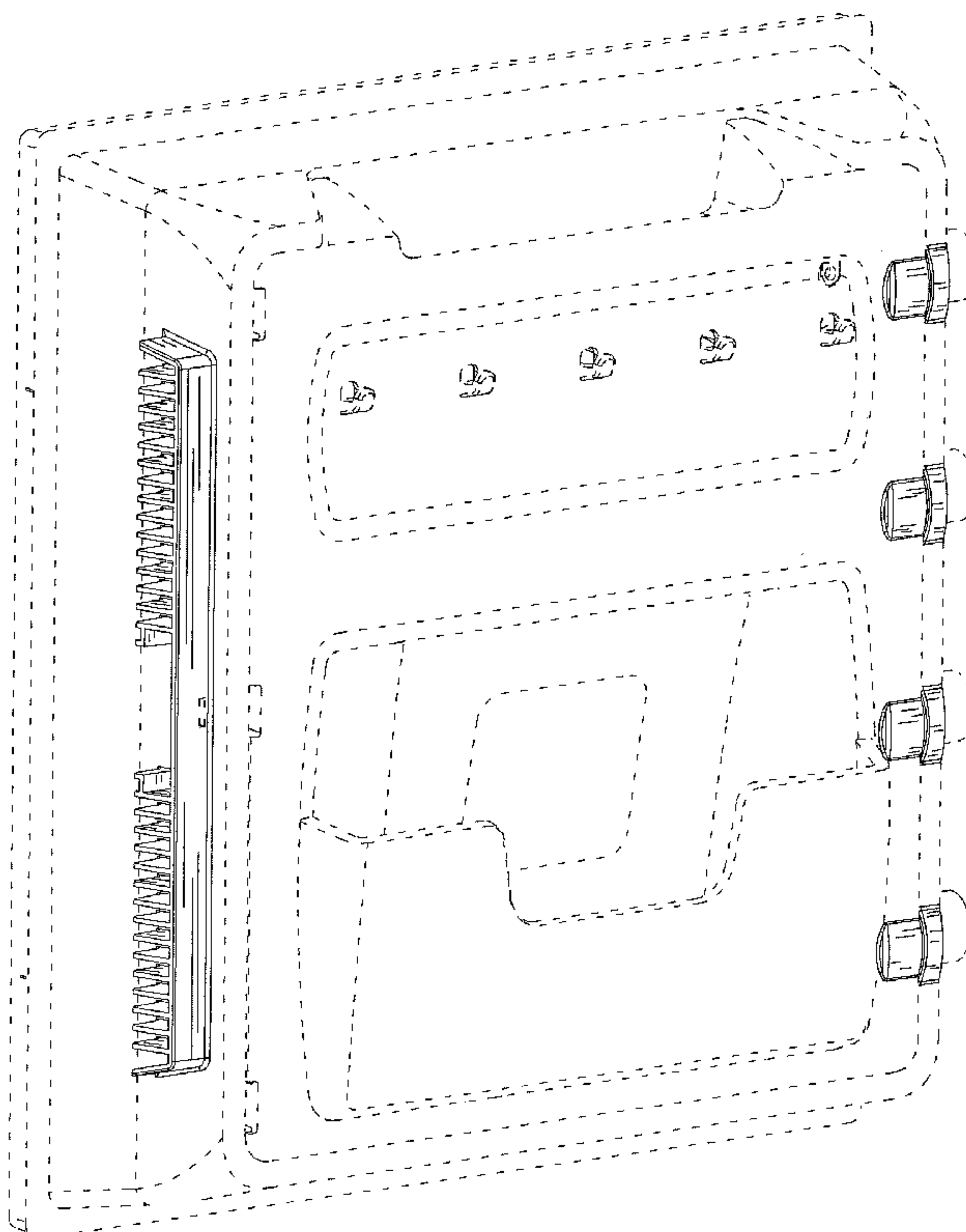
FIG. 4 is a left side view thereof;

FIG. 5 is a top view thereof; and,

FIG. 6 is a bottom view thereof.

The portions of the drawings shown in broken lines represent environmental structure and form no part of the claimed design.

1 Claim, 6 Drawing Sheets



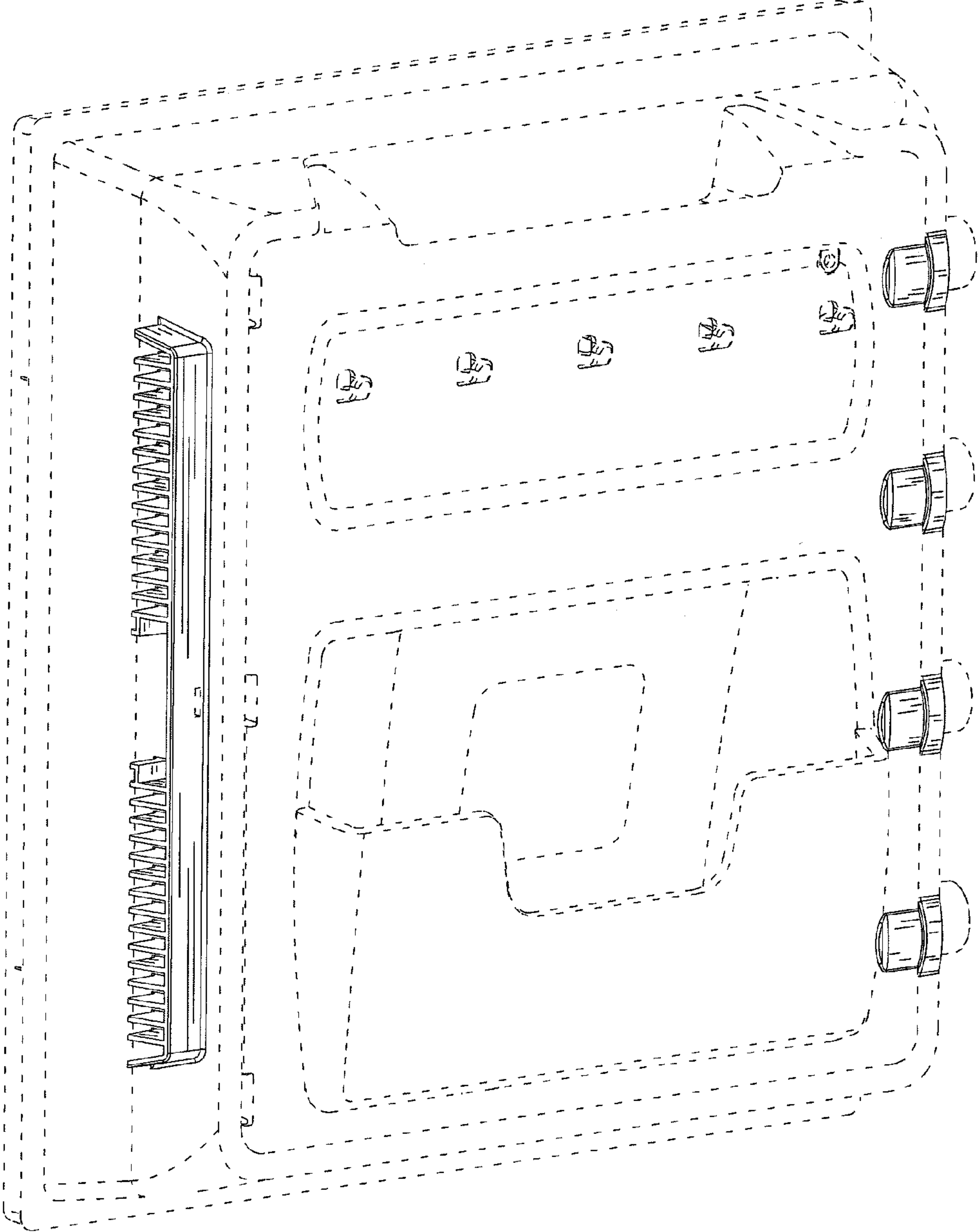


FIG. 1

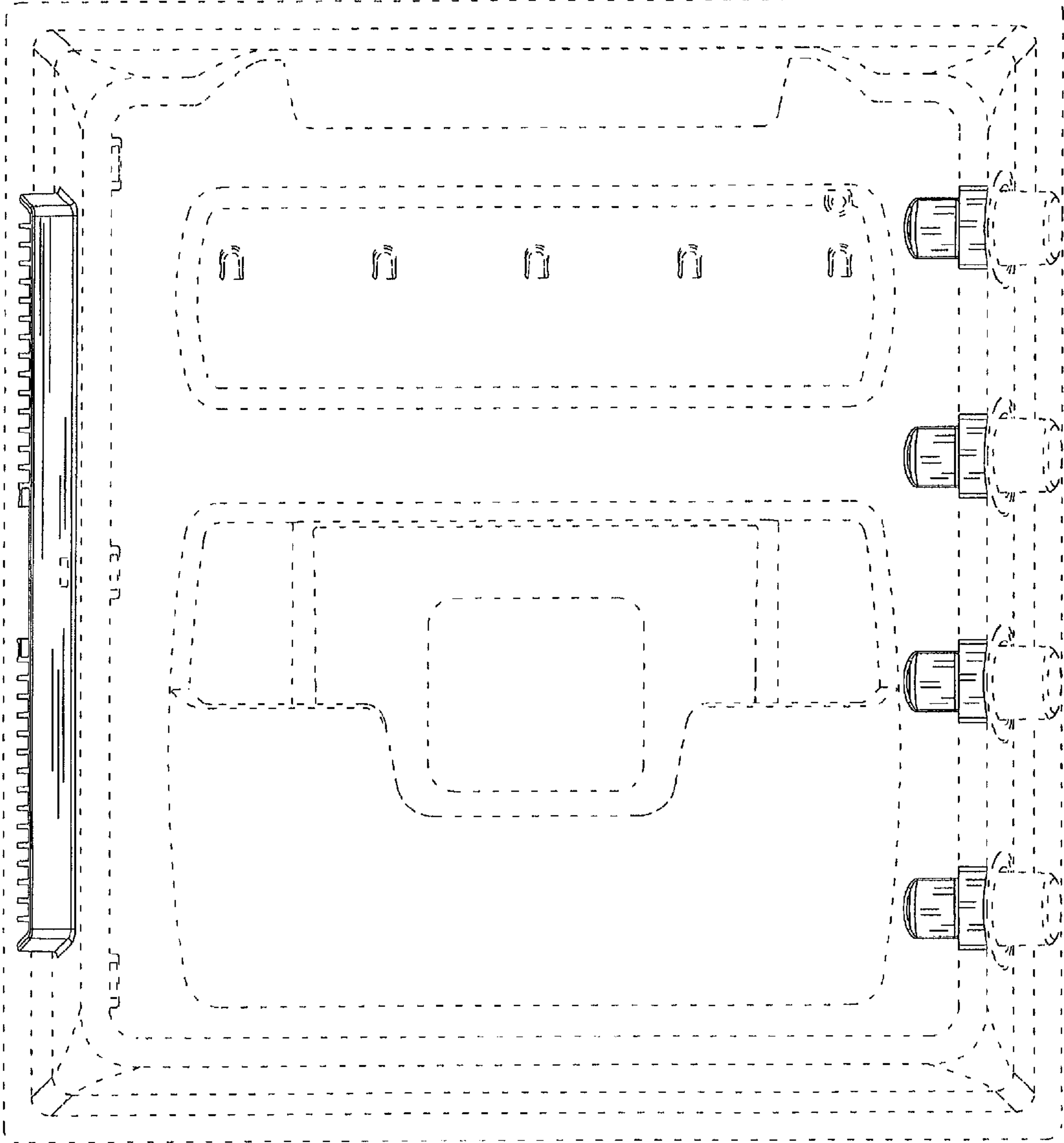


FIG. 2

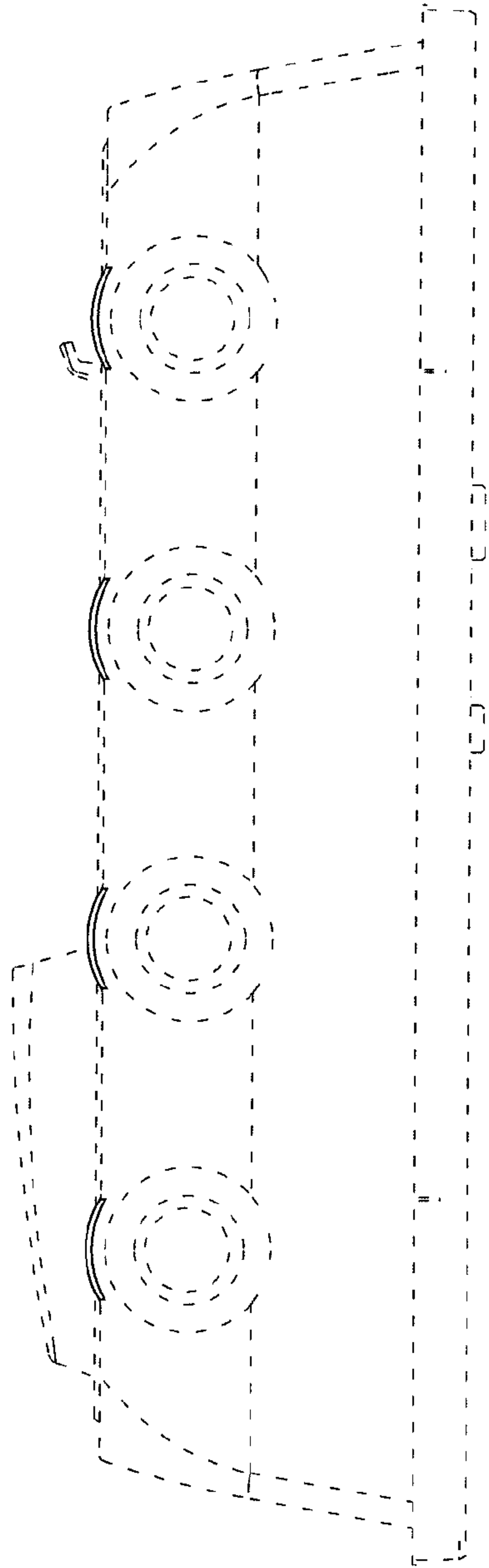


FIG. 3

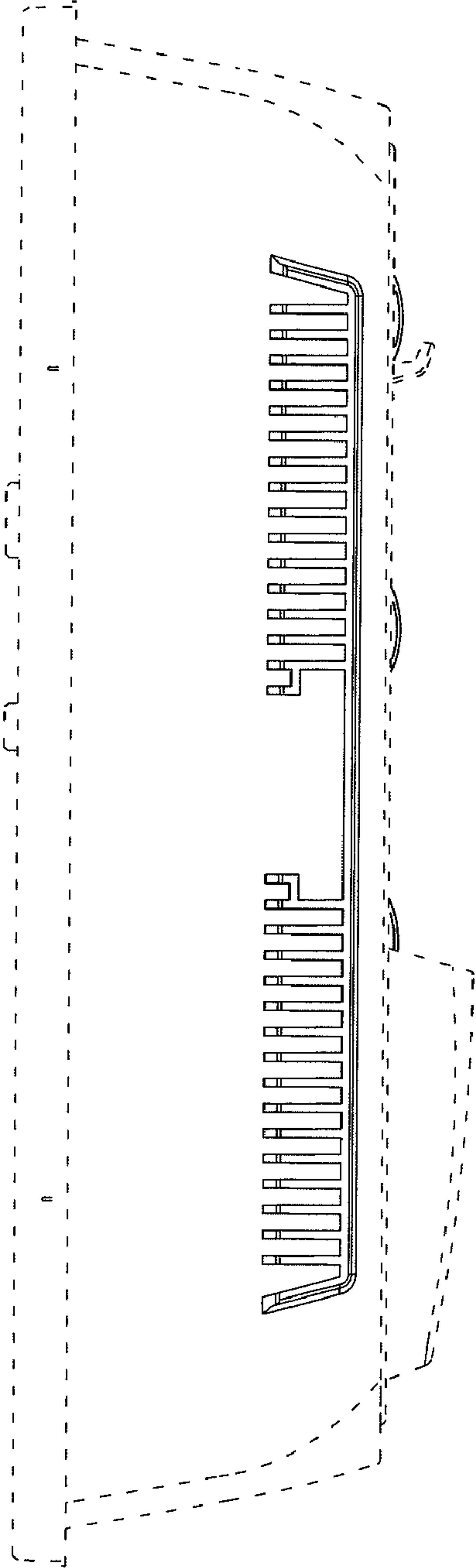


FIG. 4



FIG. 5




FIG. 6