



US00D646857S

(12) **United States Design Patent**
Spencer et al.

(10) **Patent No.:** **US D646,857 S**

(45) **Date of Patent:** **** Oct. 11, 2011**

(54) **VACUUM CLEANER**

(75) Inventors: **Lloyd Michael Spencer**, Amsterdam (NL); **Guy Anthony Brown**, Amsterdam (NL); **Salvatore Primo**, Amsterdam (NL)

(73) Assignee: **Koninklijke Philips Electronics N.V.**, Eindhoven (NL)

(**) Term: **14 Years**

(21) Appl. No.: **29/366,948**

(22) Filed: **Aug. 2, 2010**

(30) **Foreign Application Priority Data**

Feb. 2, 2010 (EM) 001664459-0001

(51) **LOC (9) Cl.** **15-05**

(52) **U.S. Cl.** **D32/22**

(58) **Field of Classification Search** 15/231, 15/233, 246.2, 353, 50.1, 98, 118, 302, 182, 15/179, 168, 228, 319, 403, 209.1, 52.1, 15/246.3, 320-322, 415.1-422.1, 414, 412, 15/354, 362, 366, 374, 400, 327.1, 329, 41.1, 15/42, 48, 171, 176.1, 459.1, 339, 208, 372, 15/385, 115, 106; D32/45, 50-51, 17, 31-33, D32/22, 38-40, 25, 49; 401/138-139, 268; 68/222; 134/198, 105; D8/349, 382; 248/684, 248/686, 206.15; 392/404-406; 122/379

See application file for complete search history.

(56) **References Cited**

U.S. PATENT DOCUMENTS

4,766,638	A *	8/1988	McDowell	15/329
D303,171	S *	8/1989	Goodrich et al.	D32/22
D418,266	S *	12/1999	Medema et al.	D32/22
D515,259	S *	2/2006	Maruyama et al.	D32/22
7,070,639	B2 *	7/2006	Inoue et al.	55/429
7,137,169	B2 *	11/2006	Murphy et al.	15/320
D553,813	S *	10/2007	Parr	D32/22
D592,818	S *	5/2009	Sun	D32/22
D615,717	S *	5/2010	Butts et al.	D32/22
D629,167	S *	12/2010	Kim	D32/22
2007/0130723	A1 *	6/2007	Kelly	15/410

* cited by examiner

Primary Examiner — Ruth McInroy

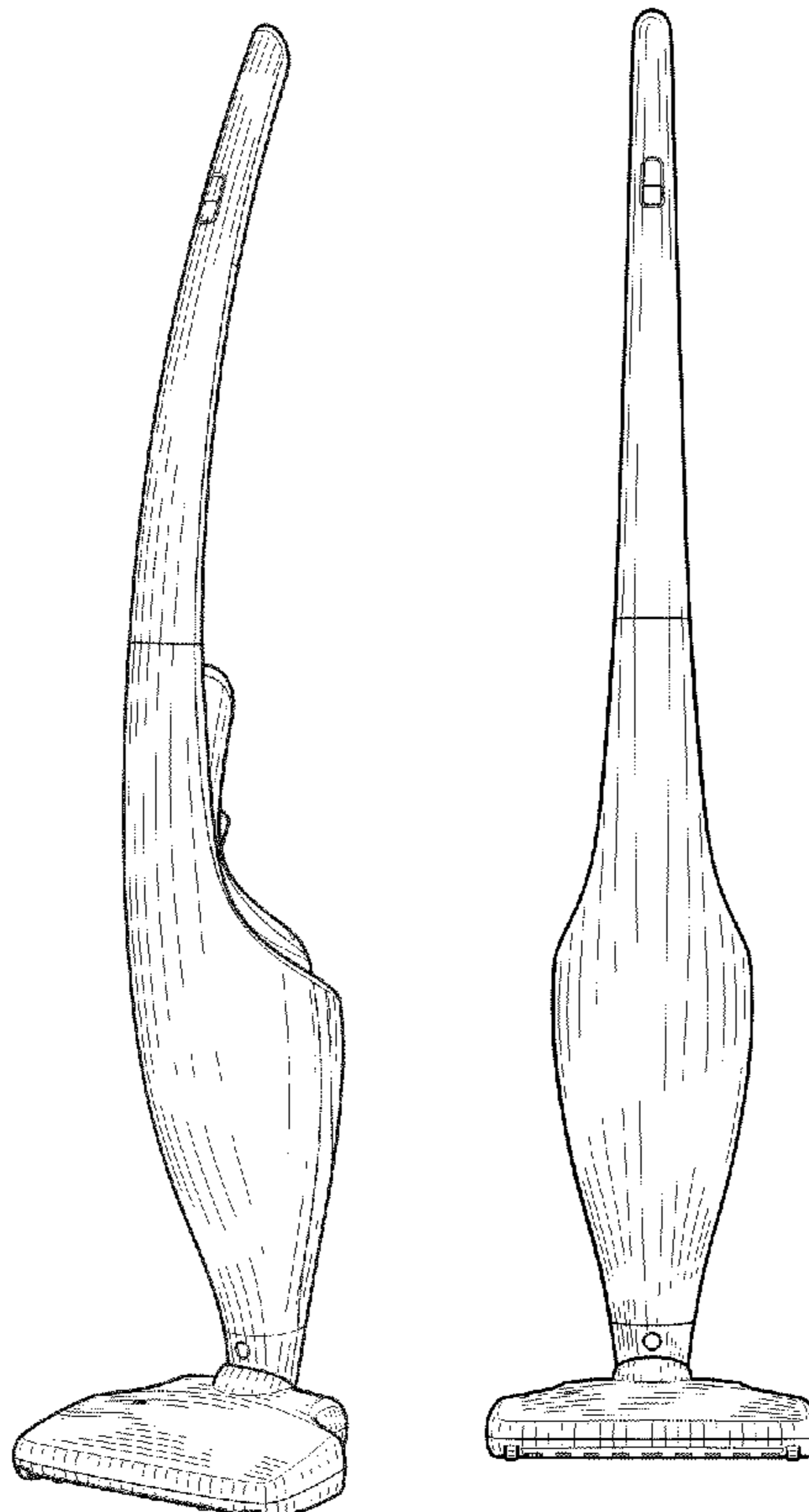
(57) **CLAIM**

The ornamental design for a vacuum cleaner, as shown.

DESCRIPTION

FIG. 1 is a front perspective view of a vacuum cleaner showing our new design;
FIG. 2 is a front elevational view thereof;
FIG. 3 is a rear elevational view thereof;
FIG. 4 is a right side elevational view thereof;
FIG. 5 is a left side elevational view thereof;
FIG. 6 is a top plan view thereof; and,
FIG. 7 is a bottom plan view thereof.

1 Claim, 4 Drawing Sheets



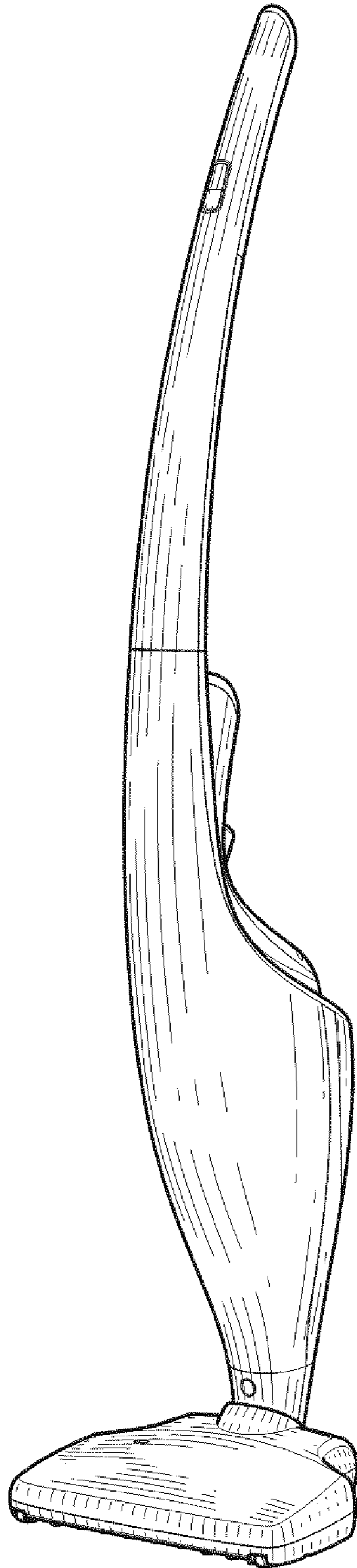


FIG. 1

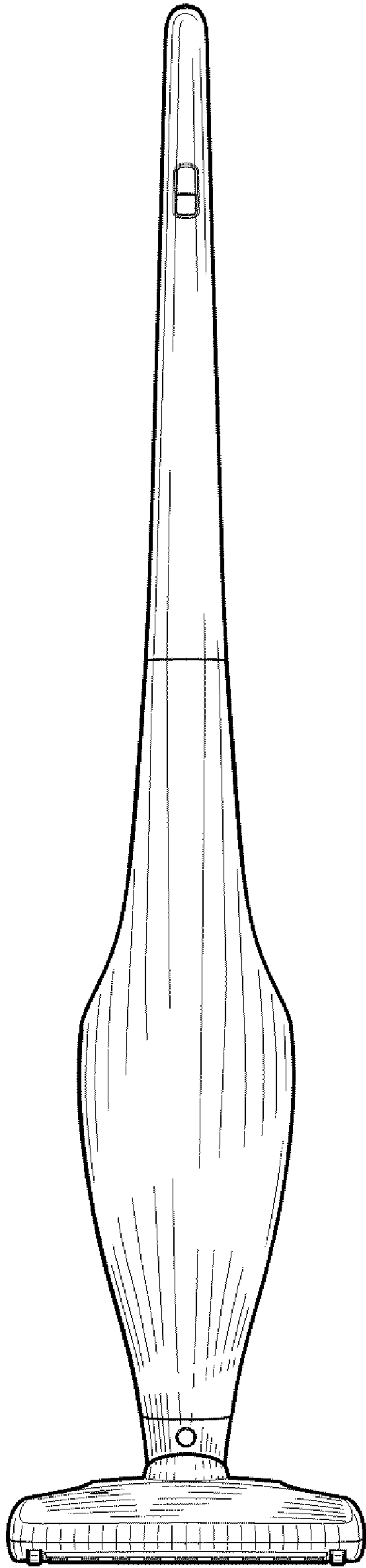


FIG. 2

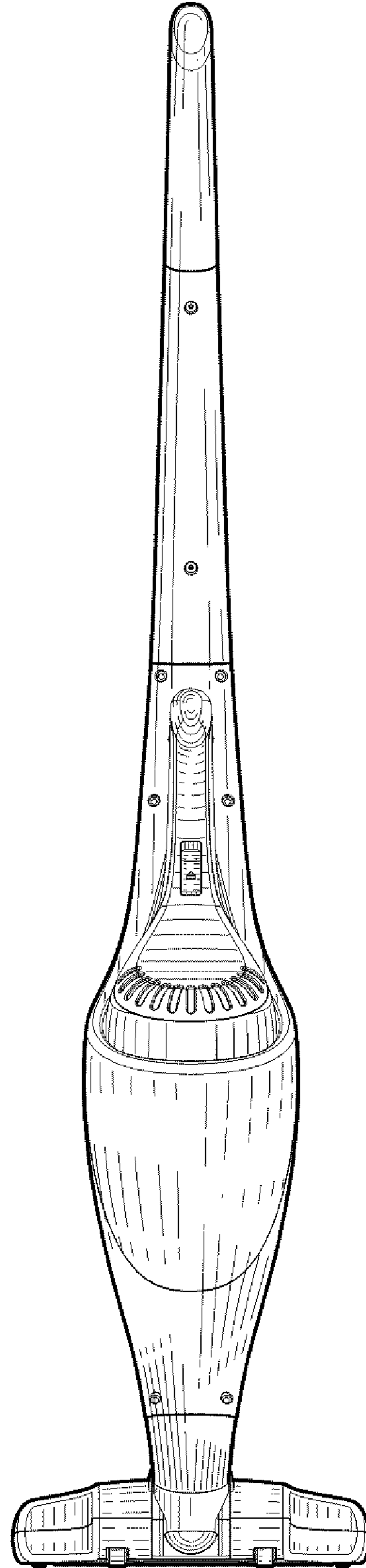


FIG. 3

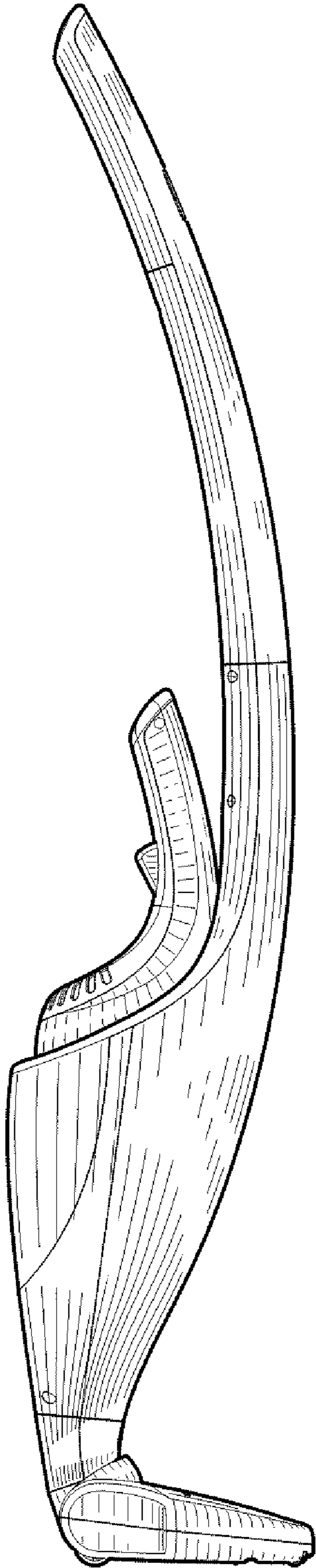


FIG. 4

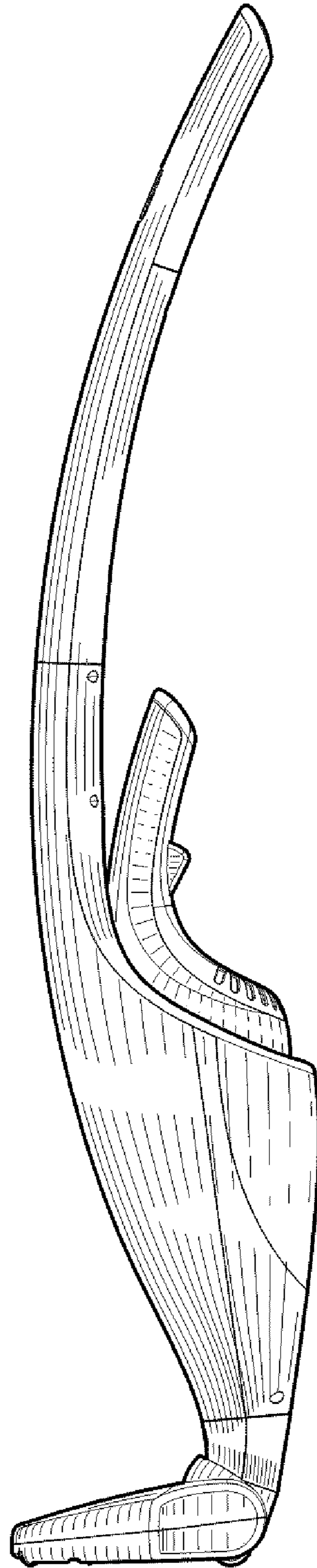


FIG. 5

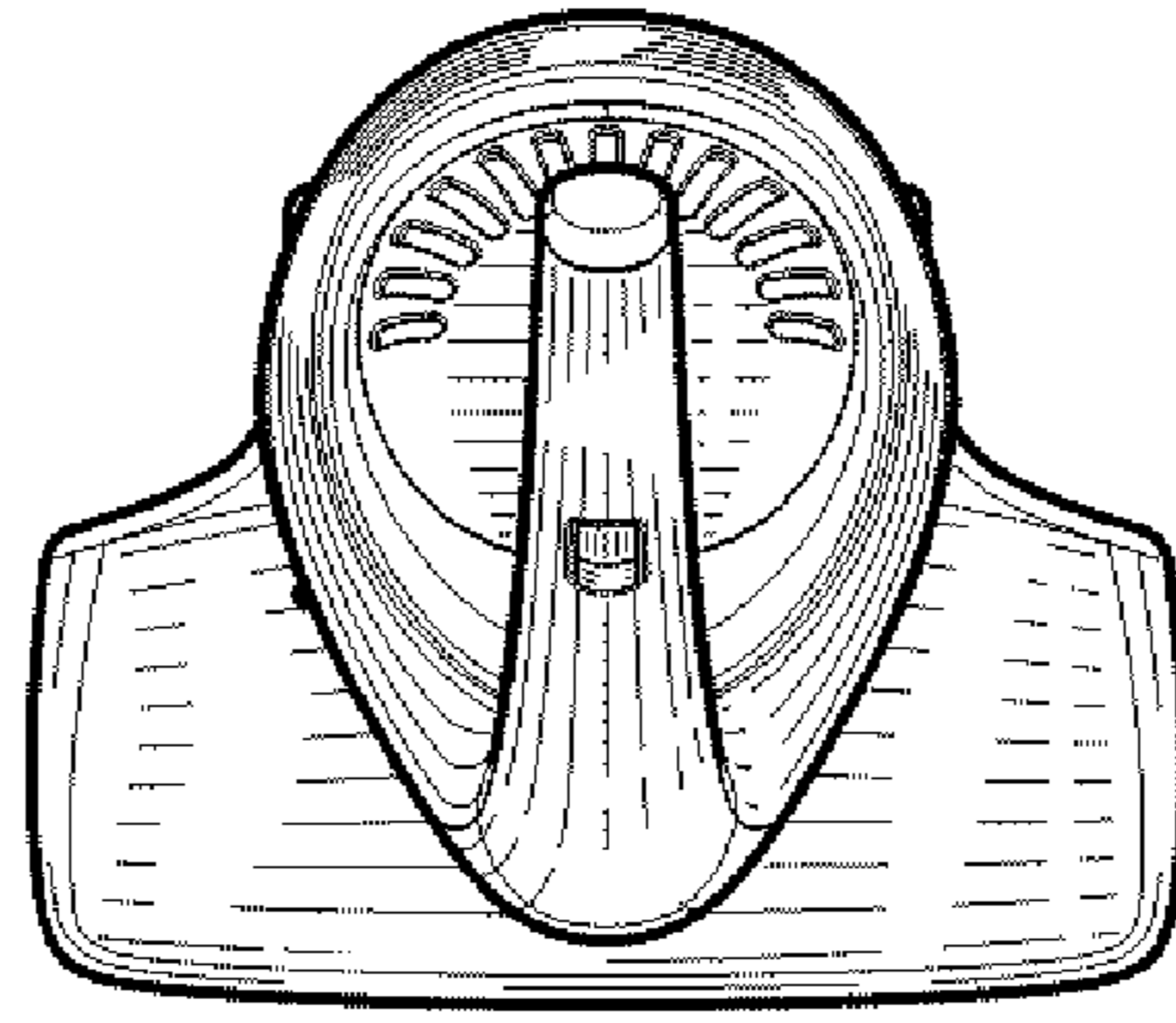


FIG. 6

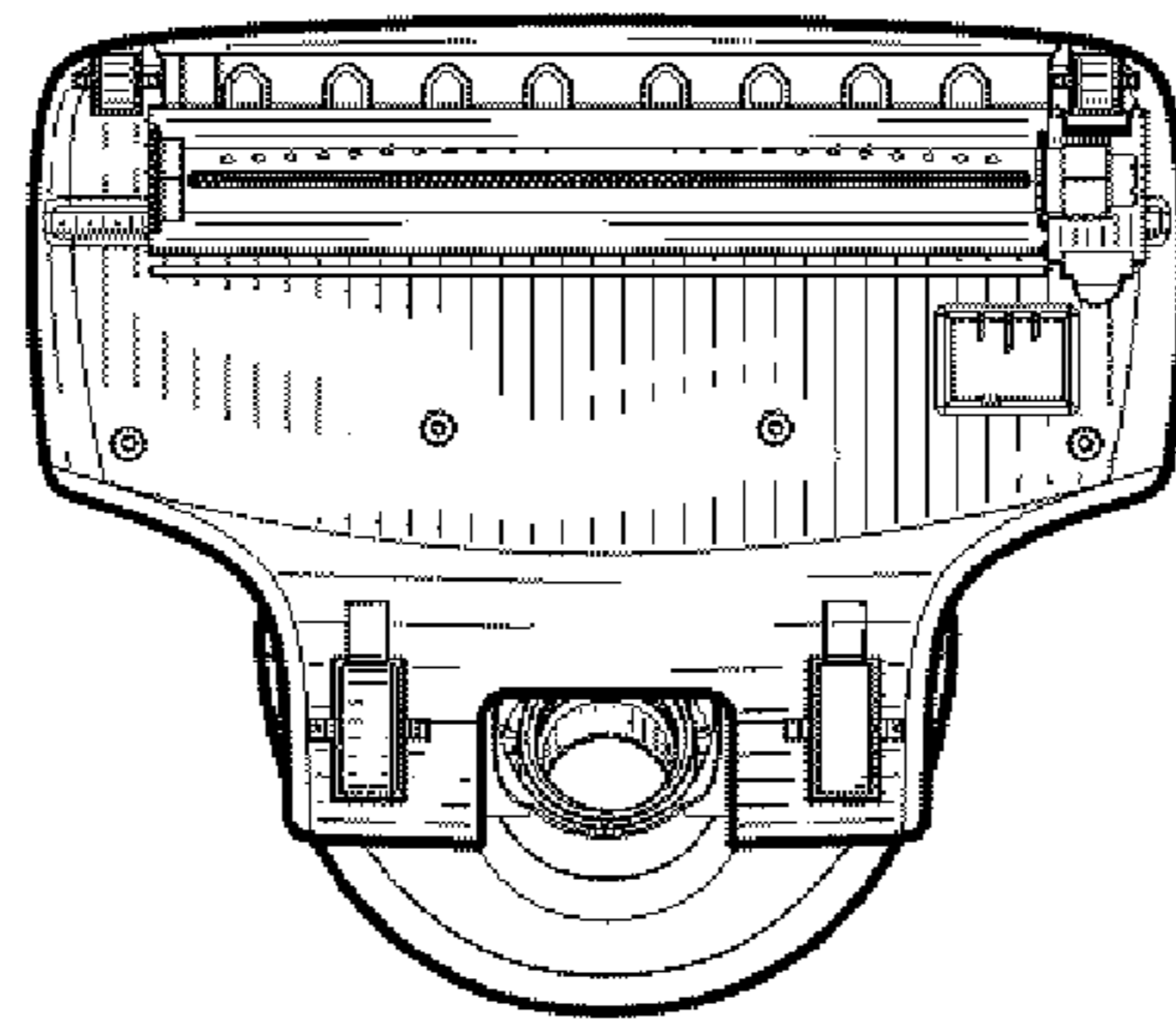


FIG. 7