



US00D646844S

(12) **United States Design Patent**
Román

(10) **Patent No.:** **US D646,844 S**
(45) **Date of Patent:** **** Oct. 11, 2011**

(54) **BROW PIGMENT APPLICATOR**

Primary Examiner — Zenia Bennett

(76) Inventor: **Kendyl A. Román**, Sunnyvale, CA (US)

(**) Term: **14 Years**

(57) **CLAIM**

The ornamental design for a brow pigment applicator, as shown and described.

(21) Appl. No.: **29/389,490**

(22) Filed: **Apr. 12, 2011**

Related U.S. Application Data

DESCRIPTION

(62) Division of application No. 29/310,844, filed on Sep. 12, 2008, now Pat. No. Des. 613,453.

(51) **LOC (9) Cl.** **28-02**

(52) **U.S. Cl.** **D28/7; D28/4**

(58) **Field of Classification Search** D6/599;
D20/32, 33; D28/4, 7, 9, 99; 132/285, 319,
132/320, 333; D19/37, 39, 40; D10/64;
D24/119, 206, 208; D29/108, 109; 2/9,
2/173, 206; 607/109

See application file for complete search history.

Related applications include:

U.S. Utility patent application Ser. No. 12/381,596

U.S. Utility patent application Ser. No. 12/381,630.

FIG. 1 is a perspective view of the brow pigment applicator showing my new design:

FIG. 2 is a front elevational view;

FIG. 3 is a rear elevational view;

FIG. 4 is a top plan view;

FIG. 5 is a bottom plan view;

FIG. 6 is a left side elevational view;

FIG. 7 is a right side elevational view.

FIG. 8 is a perspective view of a second embodiment of the right brow of the pigment applicator, which is a mirror image of the left brow pigment applicator:

FIG. 9 is a front elevational view;

FIG. 10 is a rear elevational view;

FIG. 11 is a top plan view;

FIG. 12 is a bottom plan view;

FIG. 13 is a left side elevational view; and,

FIG. 14 is a right side elevational view.

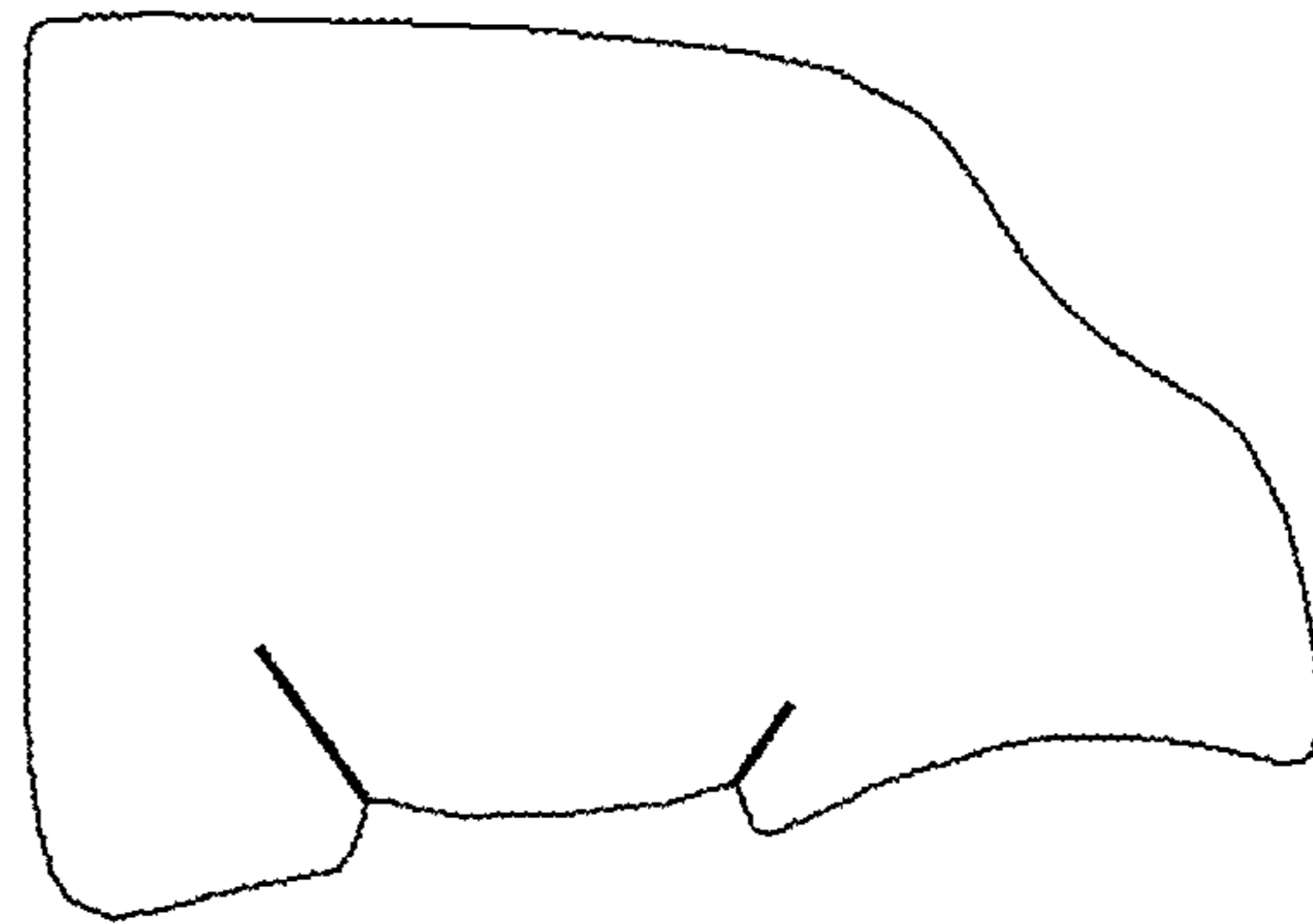
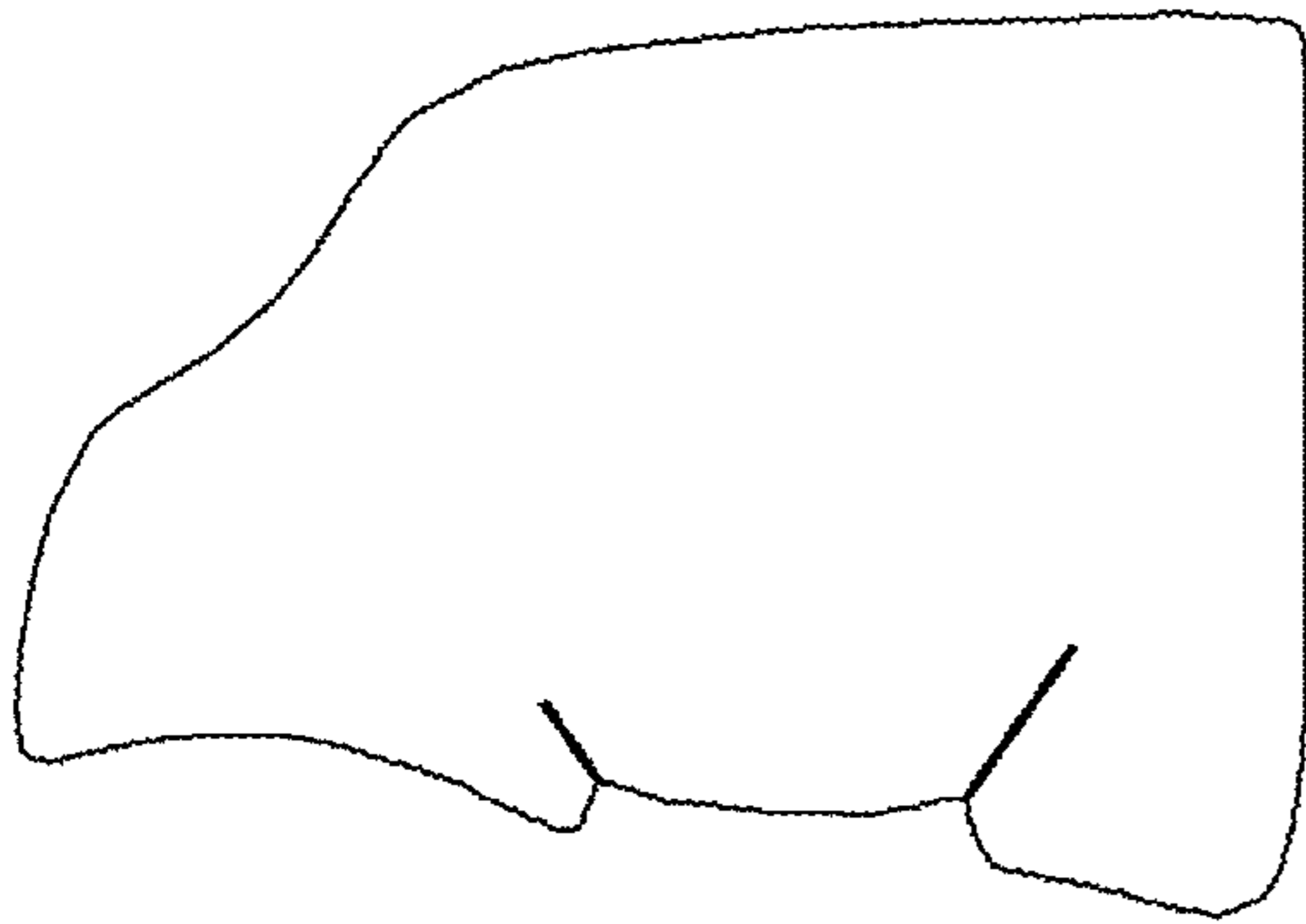
(56) **References Cited**

U.S. PATENT DOCUMENTS

D423,712 S *	4/2000	Aoki et al.	D28/4
D426,019 S *	5/2000	Aoki et al.	D28/4
D487,942 S *	3/2004	Hiroi	D28/4
D499,509 S *	12/2004	Hiroi	D28/4
D608,500 S *	1/2010	Lu et al.	D28/9
D630,376 S *	1/2011	Yamamoto	D28/7
D631,603 S *	1/2011	Tajima	D28/4
D634,473 S *	3/2011	Koike	D28/9

* cited by examiner

1 Claim, 6 Drawing Sheets



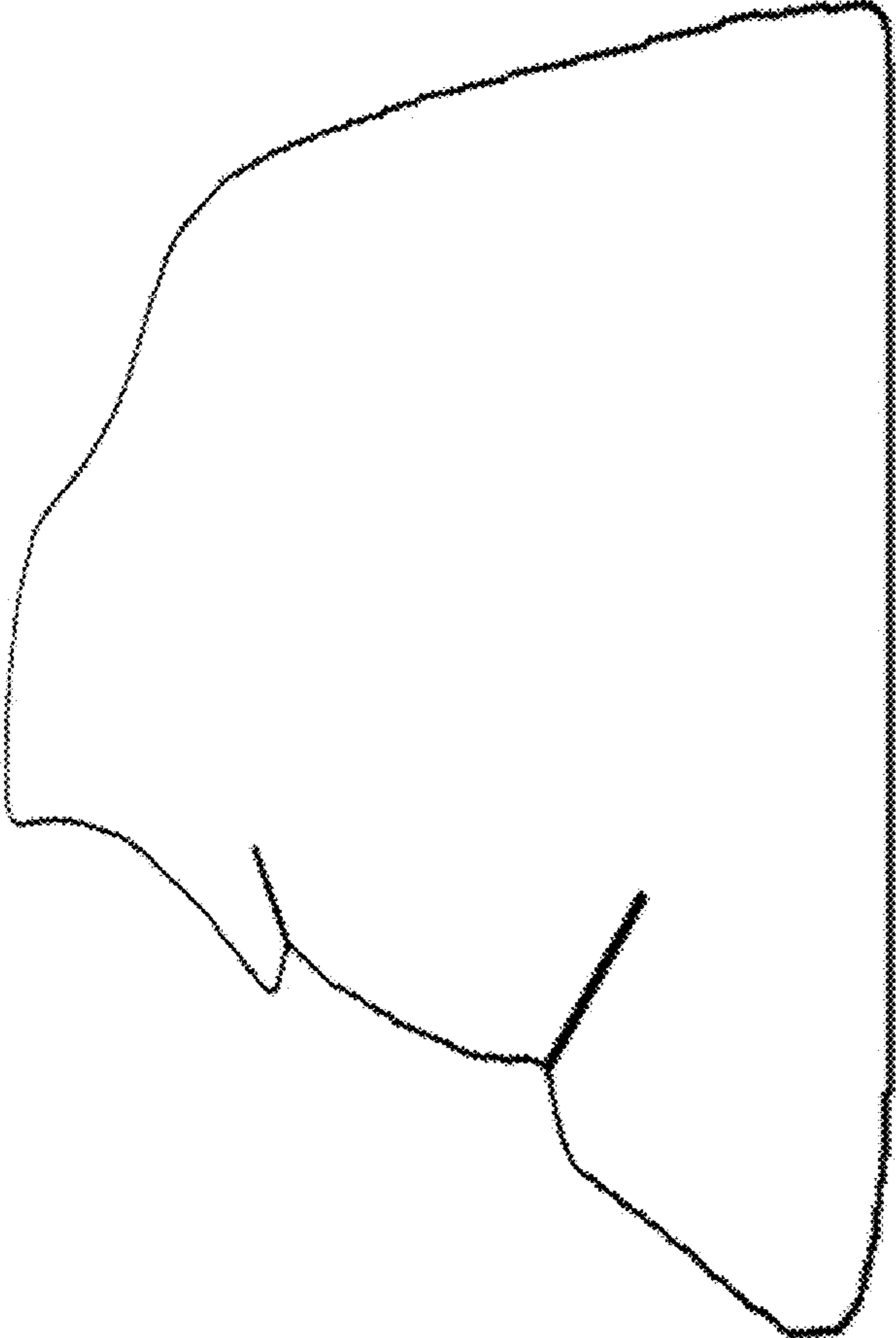


Fig 1

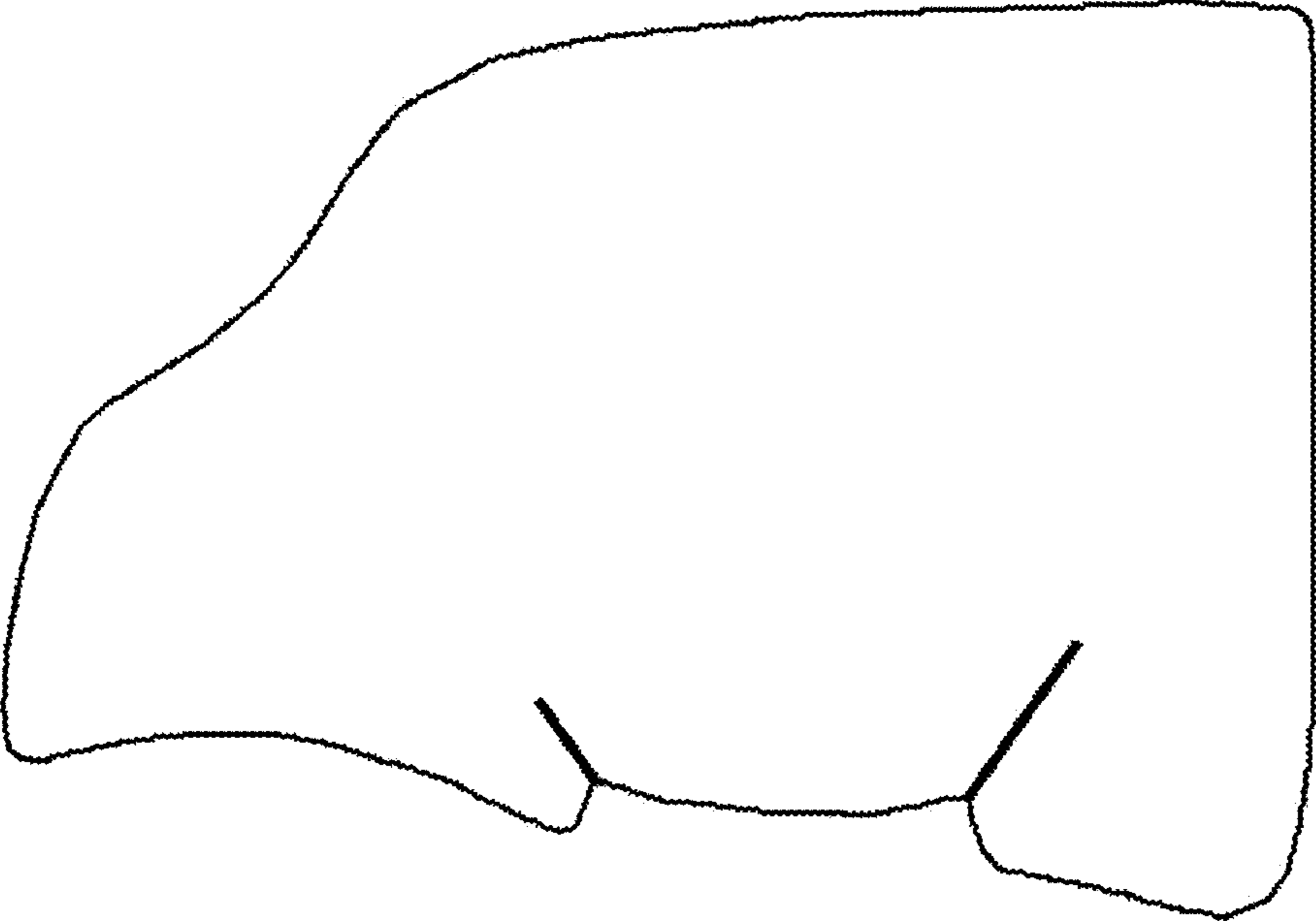


Fig 2




Fig 3

Fig 4

Fig 5

Fig 6

Fig 7

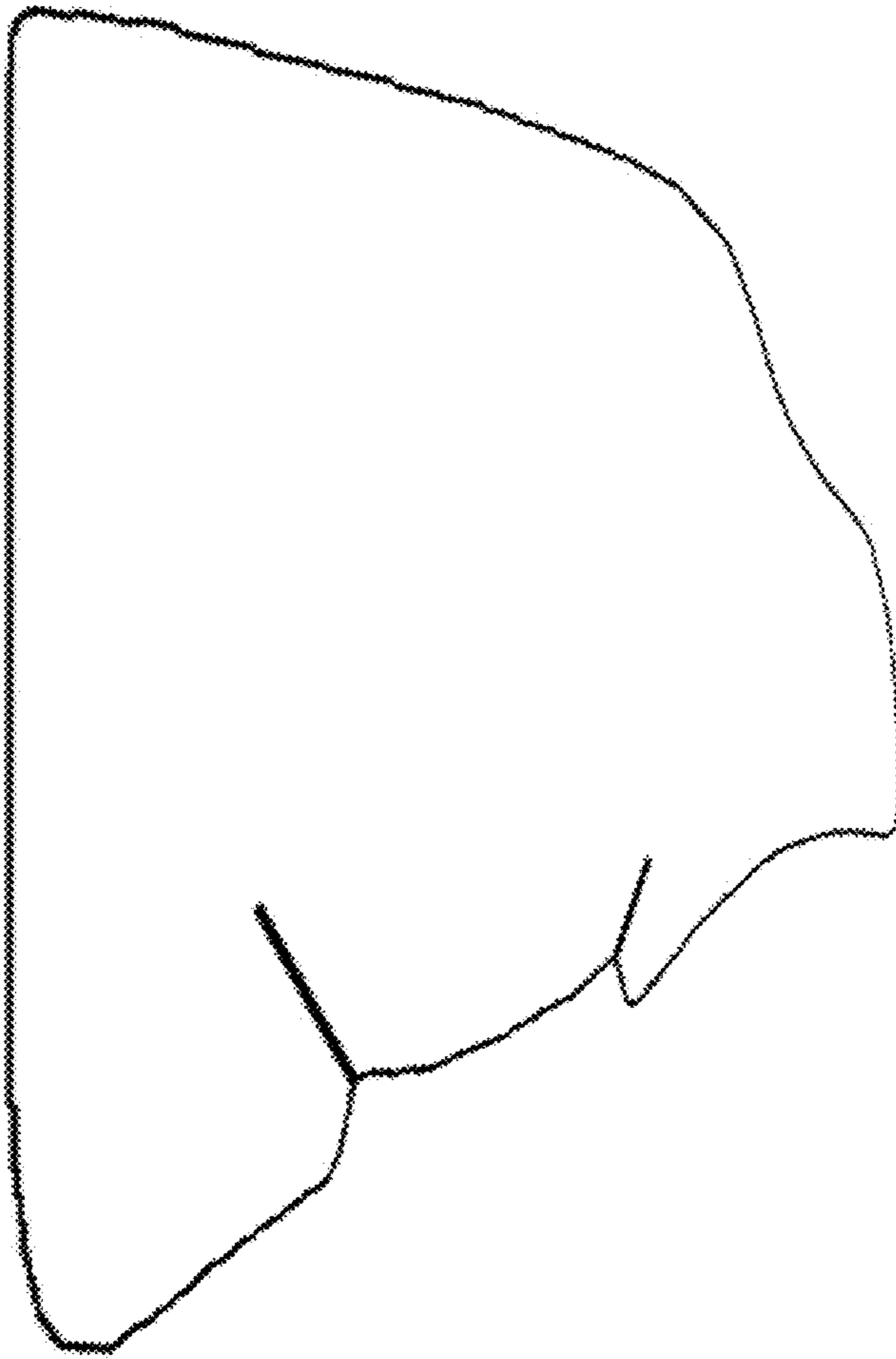


Fig 8




Fig 9




Fig 10

Fig 11

Fig 12

Fig 13

Fig 14