



US00D646812S

(12) **United States Design Patent**
Uemoto et al.

(10) **Patent No.:** **US D646,812 S**
(45) **Date of Patent:** **** Oct. 11, 2011**

(54) **LIGHT EMITTING DIODE LAMP**
(75) Inventors: **Takaari Uemoto**, Osaka (JP); **Hideo Nagai**, Osaka (JP); **Masahiro Miki**, Osaka (JP)

D617,918 S * 6/2010 Yamamoto et al. D26/2
D628,322 S 11/2010 Sakai et al.
D634,451 S 3/2011 de Visser
D635,281 S * 3/2011 Murakami et al. D26/2

(73) Assignee: **Panasonic Corporation**, Osaka (JP)

FOREIGN PATENT DOCUMENTS

(**) Term: **14 Years**

JP D999297 12/1997
JP D999297/1 12/1997
JP D1074764 6/2000
JP D1074956 6/2000
JP D1121589 9/2001
JP D1402976 12/2010
JP D1410913 4/2011

(21) Appl. No.: **29/392,822**

* cited by examiner

(22) Filed: **May 26, 2011**

(30) **Foreign Application Priority Data**

Primary Examiner — Marcus Jackson

Dec. 1, 2010 (JP) 2010-028670

(74) *Attorney, Agent, or Firm* — Brinks Hofer Gilson & Lione

(51) **LOC (9) Cl.** **26-04**

(57) **CLAIM**

(52) **U.S. Cl.** **D26/2**

We claim the ornamental design for a light emitting diode lamp, as shown and described.

(58) **Field of Classification Search** D26/1-4;
313/313, 315, 316, 317, 318, 493; 315/52,
315/53, 56, 57, 58

DESCRIPTION

See application file for complete search history.

FIG. 1 is a front perspective view of a light emitting diode lamp of the present invention;
FIG. 2 is a front view thereof;
FIG. 3 is a rear view thereof;
FIG. 4 is a first side view thereof;
FIG. 5 is a second side view thereof;
FIG. 6 is a top view thereof; and,
FIG. 7 is a bottom view thereof.

The broken line showing of light emitting diode lamp is included for the purpose of illustrating environment and forms no part of the claimed design.

(56) **References Cited**

1 Claim, 6 Drawing Sheets

U.S. PATENT DOCUMENTS

D534,665 S * 1/2007 Egawa et al. D26/2
D542,426 S * 5/2007 Itaya et al. D26/2
D544,109 S 6/2007 Tsuruha et al.
D549,361 S * 8/2007 To et al. D26/2
D558,904 S 1/2008 Tsuruha et al.
D581,556 S * 11/2008 To et al. D26/2
D600,367 S * 9/2009 Bertram et al. D26/2
D600,368 S 9/2009 Bertram et al.
D601,378 S * 10/2009 Chung D7/334
D602,614 S * 10/2009 Takahashi et al. D26/2

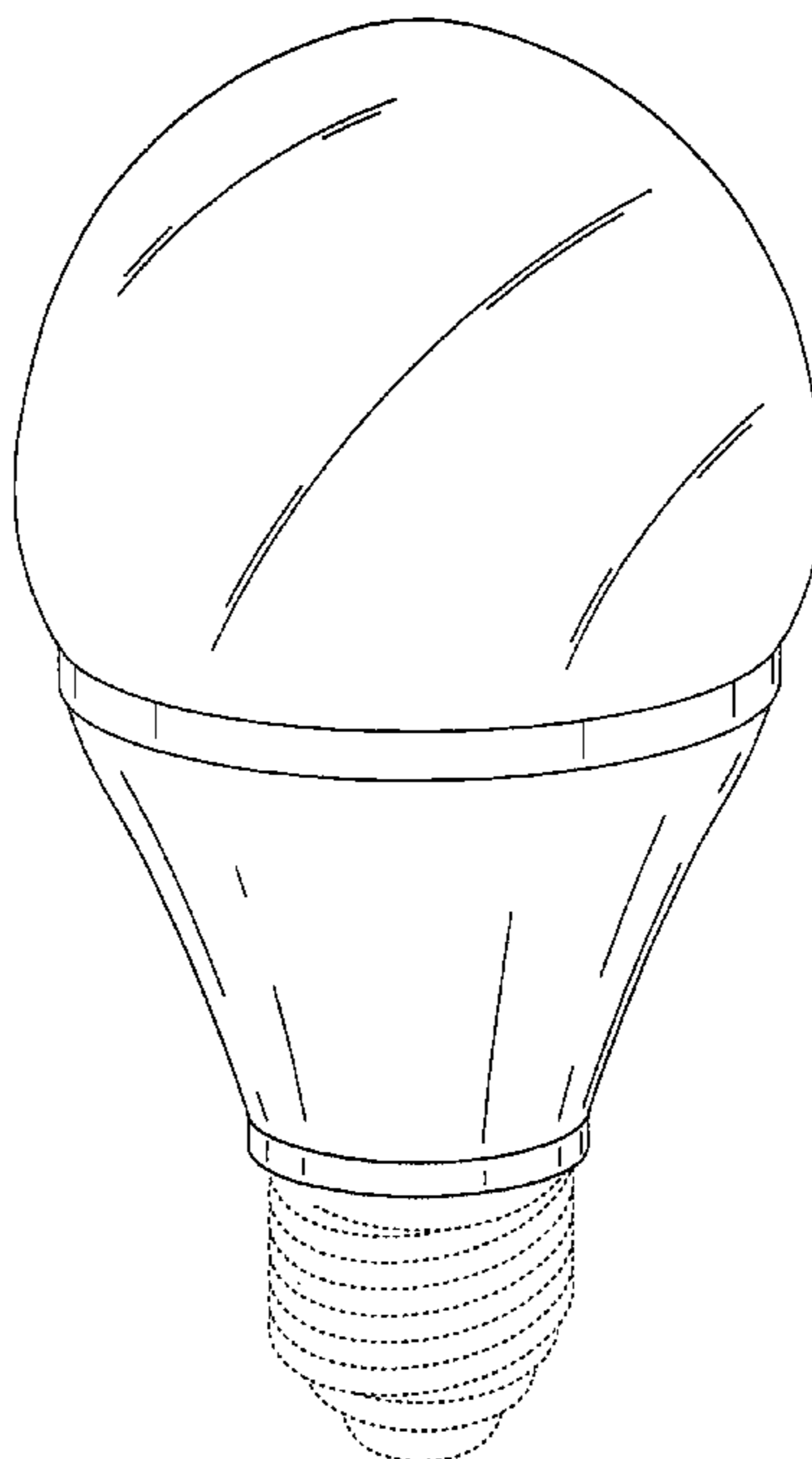


FIG.1

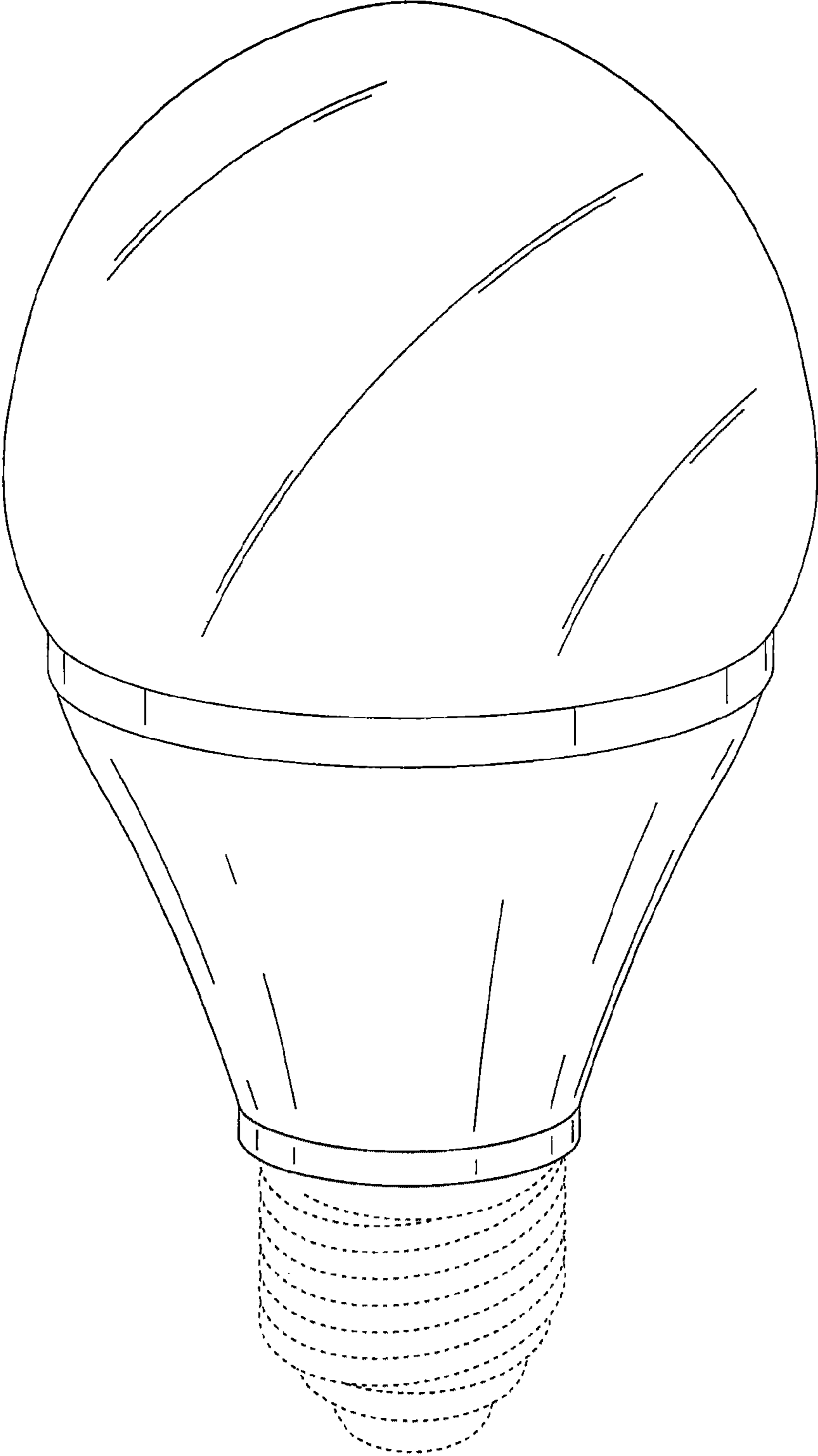


FIG.2

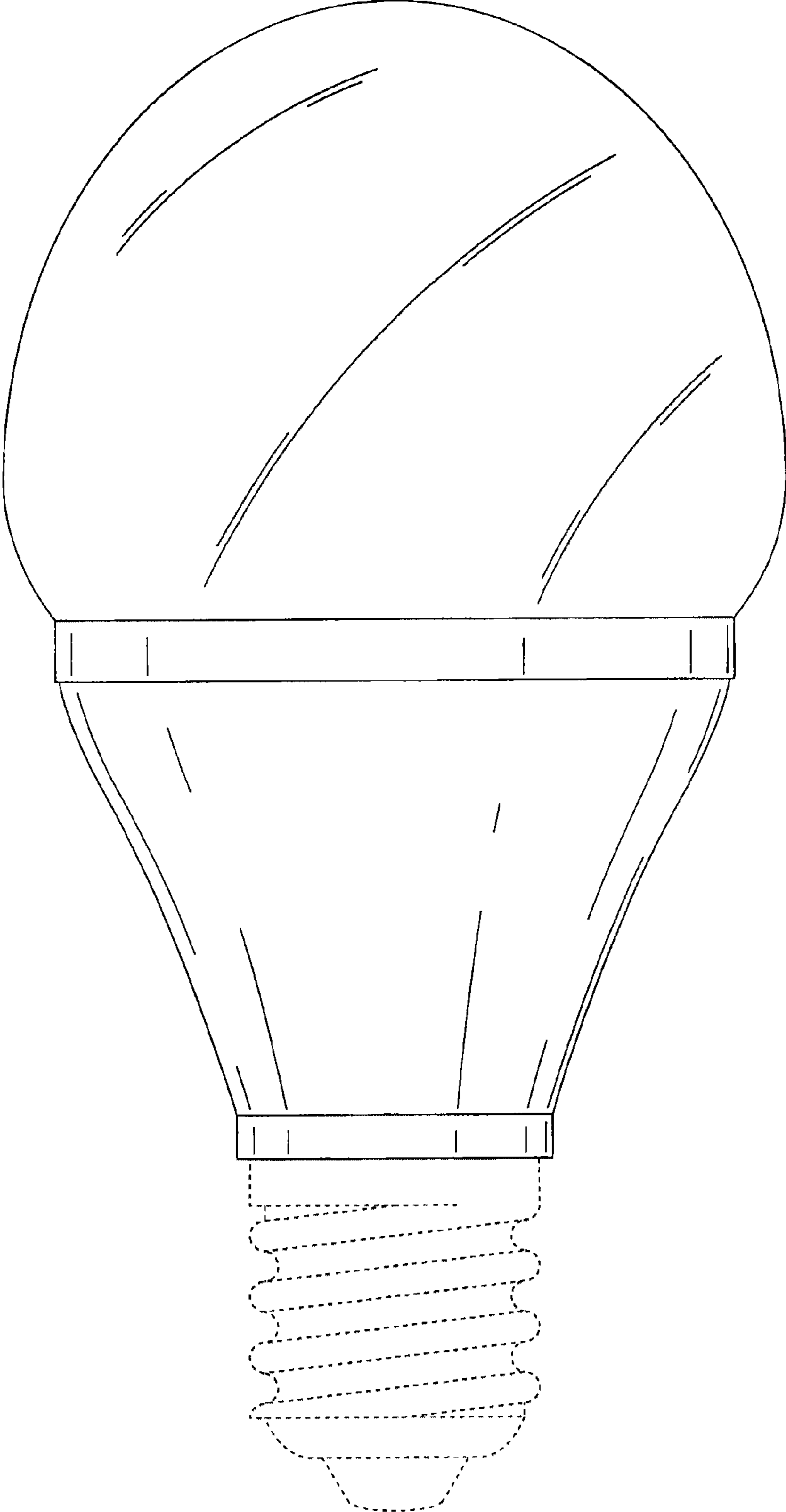


FIG.3

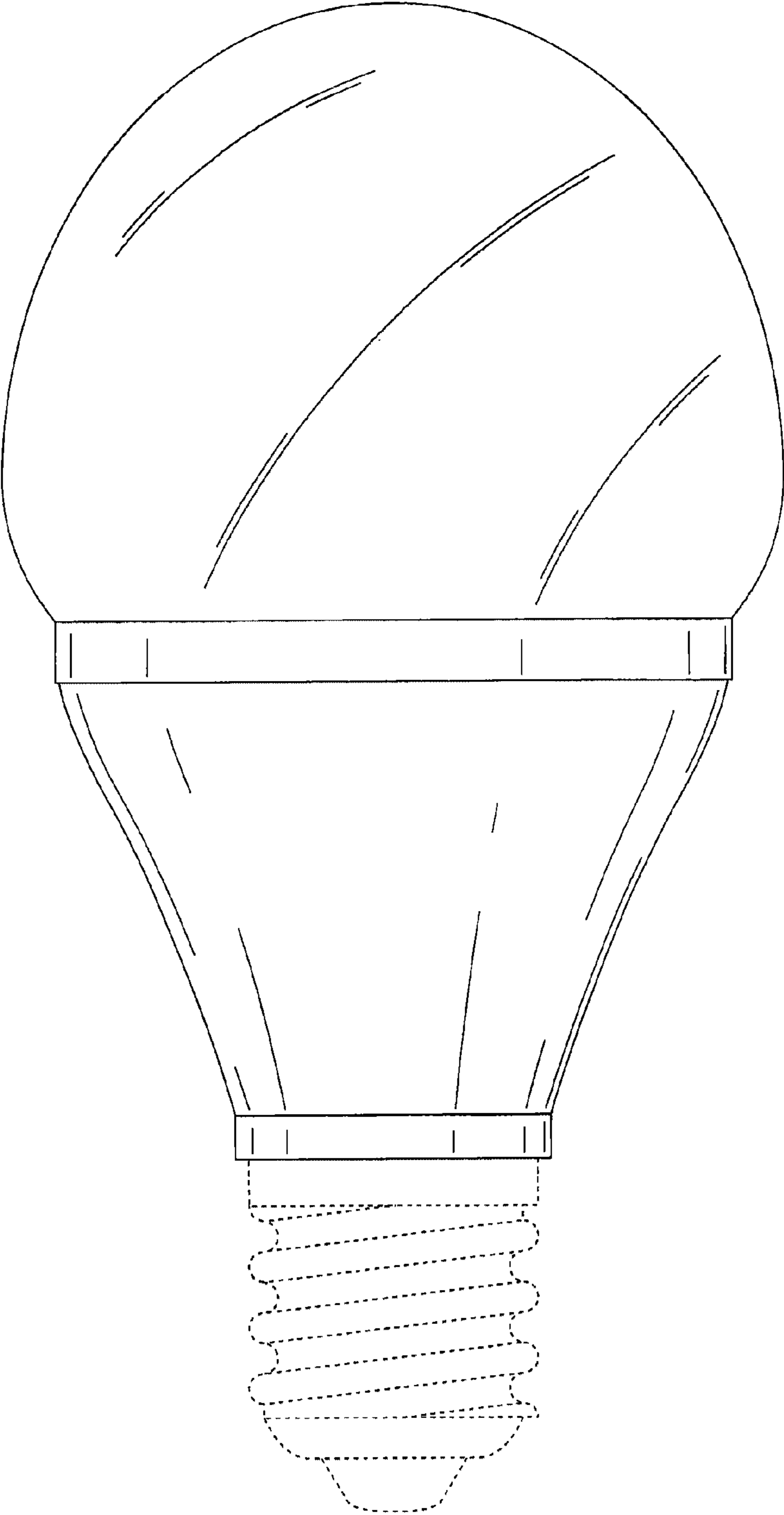


FIG.4

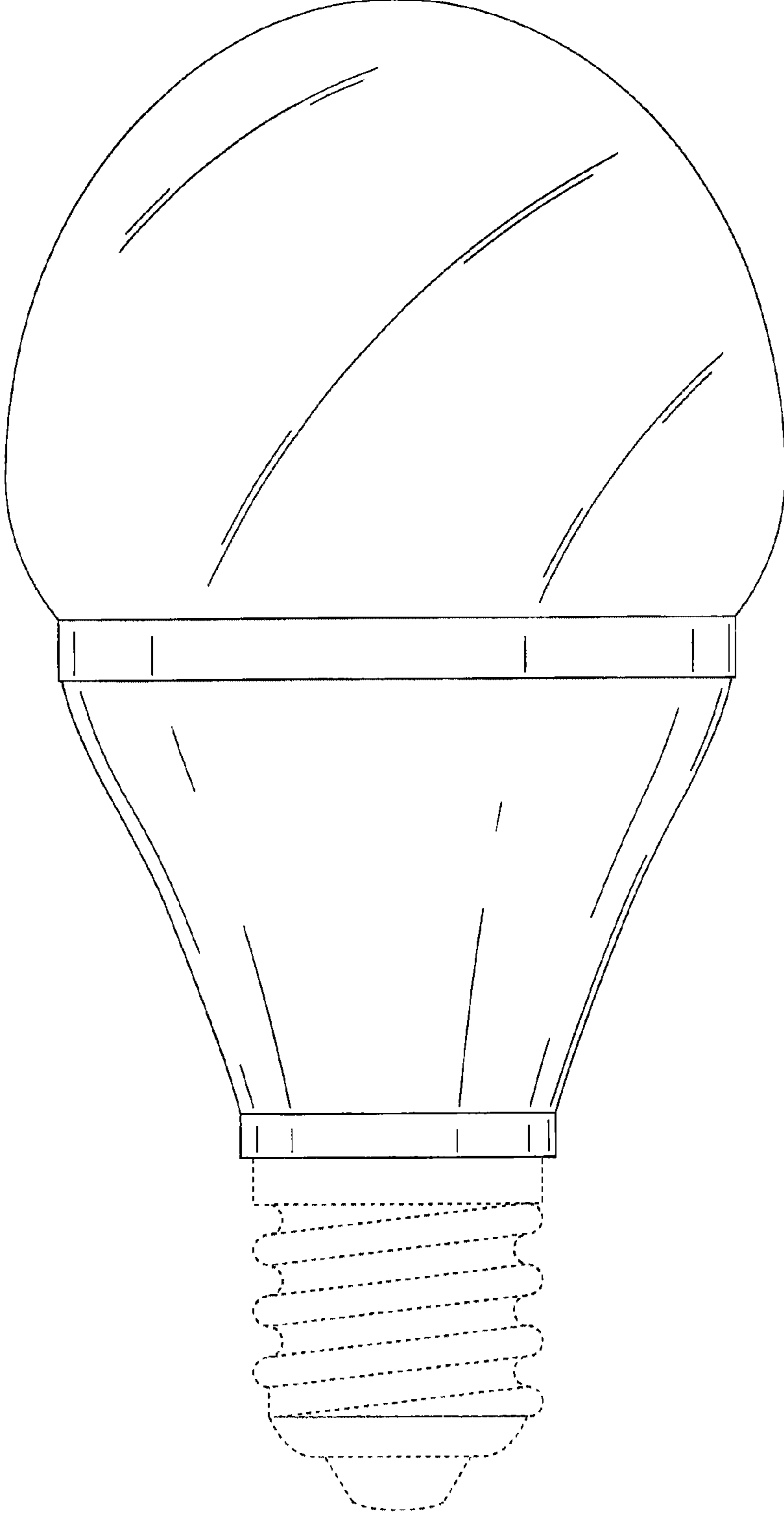


FIG.5

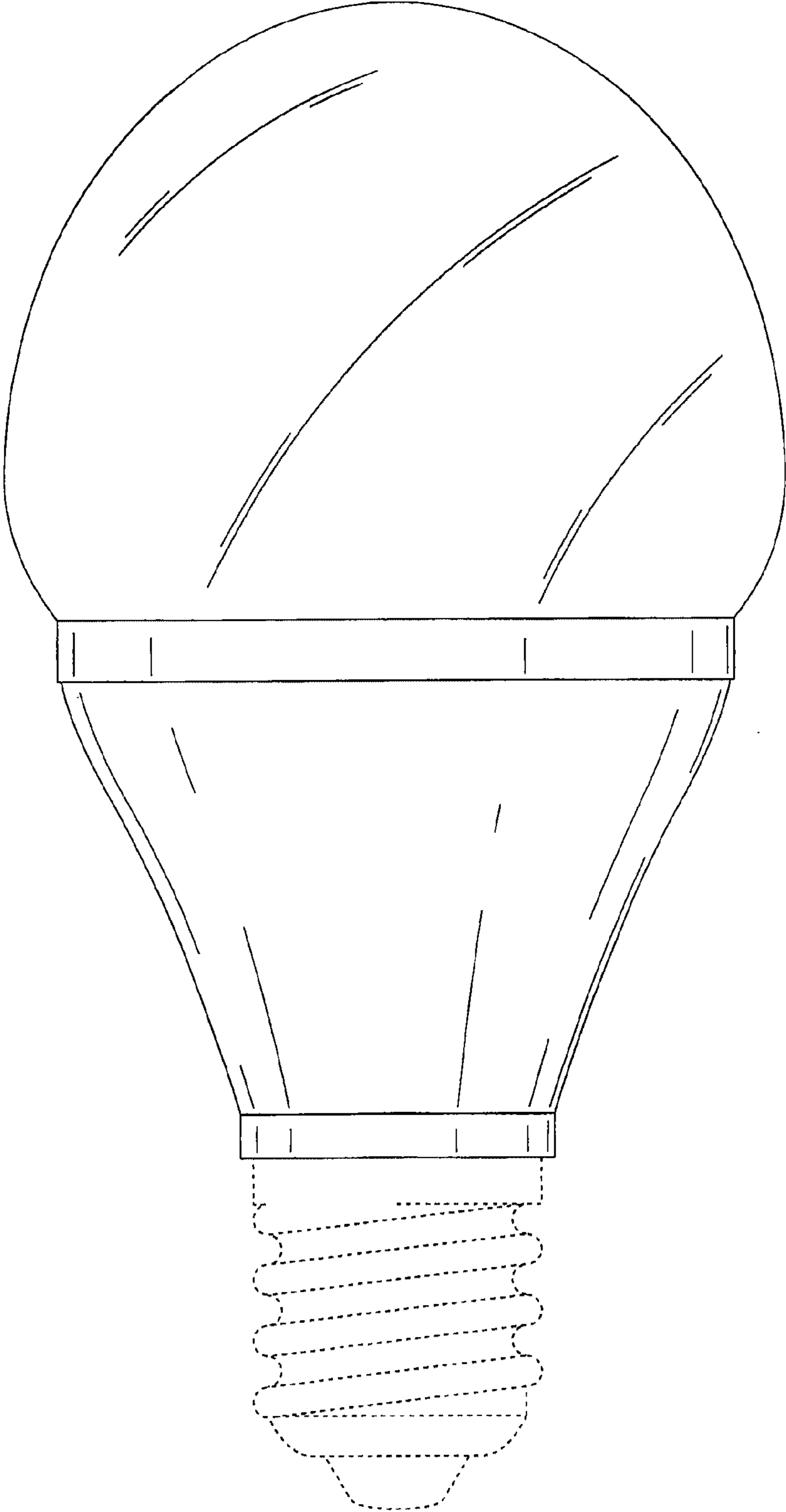


FIG.6




FIG.7

