



US00D646798S

(12) **United States Design Patent**
MacKenny

(10) **Patent No.:** **US D646,798 S**

(45) **Date of Patent:** **** Oct. 11, 2011**

(54) **PAVER PEDESTAL**

(75) Inventor: **Robert MacKenny**, Coquitlam (CA)

(73) Assignee: **North West Rubber Mats Ltd.**,
Abbotsford, British Columbia (CA)

(**) Term: **14 Years**

(21) Appl. No.: **29/383,482**

(22) Filed: **Jan. 18, 2011**

(30) **Foreign Application Priority Data**

Jul. 20, 2010 (CA) 136414

(51) **LOC (9) Cl.** **25-01**

(52) **U.S. Cl.** **D25/113**

(58) **Field of Classification Search** D25/102,
D25/112-118, 136, 138, 151, 152, 153, 156,
D25/158, 162, 164, 199; D21/484-491,
D21/499-504; 405/16, 284, 286; 52/503-505,
52/574, 575, 596-612, 311.2, 311.3, 314,
52/315, 126.1, 126.6, 126.7; 404/27-42;
47/33

See application file for complete search history.

(56) **References Cited**

U.S. PATENT DOCUMENTS

150,710	A *	5/1874	Prindle	D25/113
462,534	A *	11/1891	Cowsill	52/606
1,491,856	A *	4/1924	Hart	52/286
1,615,350	A *	1/1927	Tambone	D25/113
4,453,844	A *	6/1984	Shaw	404/36
4,651,485	A *	3/1987	Osborne	52/284
D581,549	S *	11/2008	Thorkelson	D25/113
D598,572	S *	8/2009	Stephansky	D25/113
D599,912	S *	9/2009	Kimura et al.	D25/113
2006/0117698	A1 *	6/2006	Dimitrios	52/598

* cited by examiner

Primary Examiner — Anhdao Doan

(74) *Attorney, Agent, or Firm* — Kilpatrick Townsend & Stockton LLP

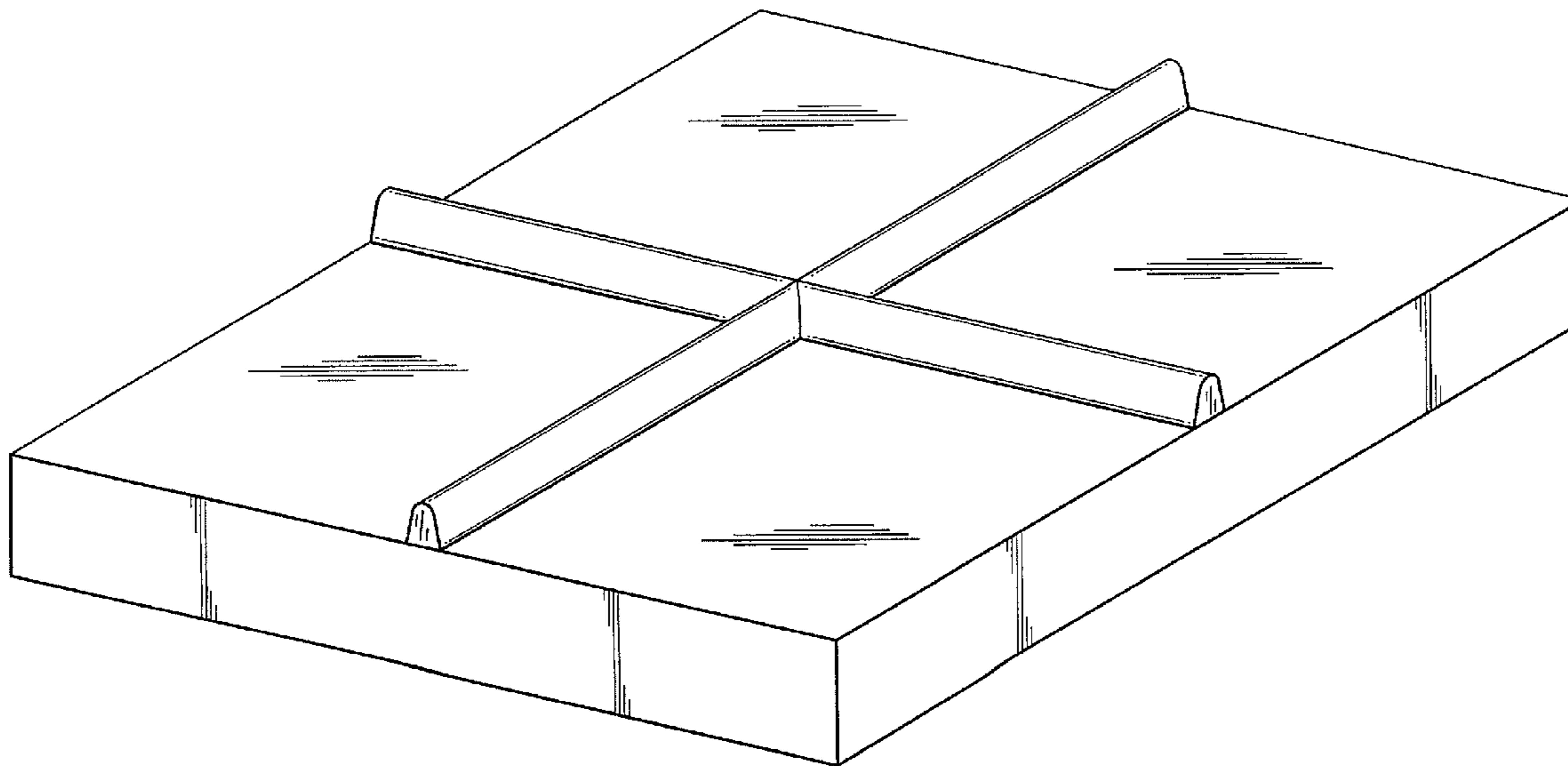
(57) **CLAIM**

The ornamental design for a paver pedestal, as shown and described.

DESCRIPTION

FIG. 1 is a front perspective view of a paver pedestal showing my new design;
FIG. 2 is a top plan view thereof;
FIG. 3 is a bottom plan view thereof;
FIG. 4 is a right side elevational view thereof; and,
FIG. 5 is a left side elevational view thereof.

1 Claim, 4 Drawing Sheets



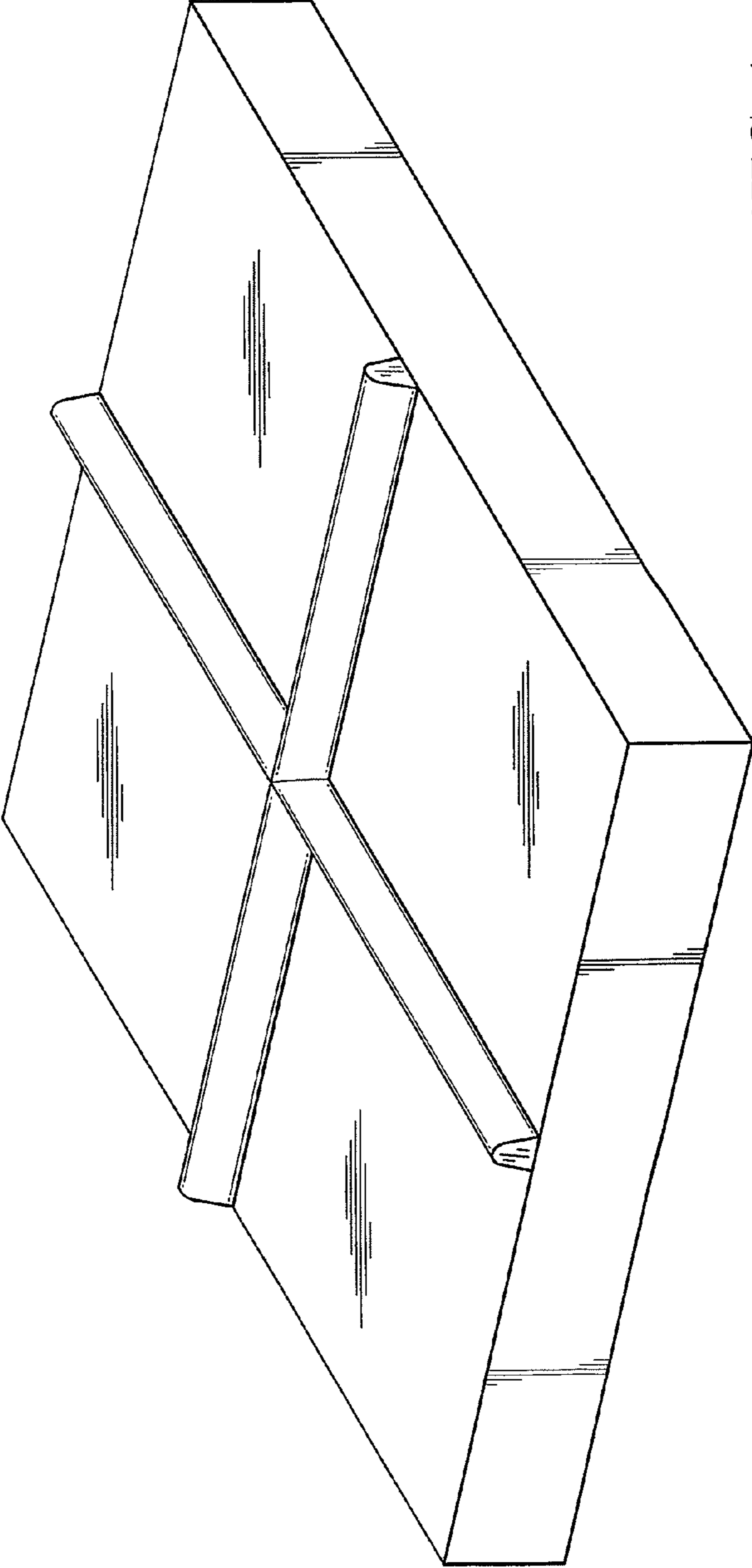


FIG. 1

FIG. 2




FIG. 3




FIG. 4




FIG. 5

