



US00D646779S

(12) **United States Design Patent**
Persson

(10) **Patent No.:** **US D646,779 S**
(45) **Date of Patent:** **** Oct. 11, 2011**

(54) **TRACHEOSTOMI NECK BAND**

(75) Inventor: **Jan-Ove Persson**, Hoor (SE)

(73) Assignee: **Atos Medical AB** (SE)

(**) Term: **14 Years**

(21) Appl. No.: **29/261,771**

(22) Filed: **Jun. 20, 2006**

(51) **LOC (9) Cl.** **24-02**

(52) **U.S. Cl.** **D24/110**

(58) **Field of Classification Search** D24/108–110.5;
128/200.26, 207.14, 207.17

See application file for complete search history.

(56) **References Cited**

U.S. PATENT DOCUMENTS

4,331,144	A *	5/1982	Wapner	128/207.17
5,237,988	A *	8/1993	McNeese	128/207.17
5,357,952	A *	10/1994	Schuster et al.	128/207.17
5,471,980	A *	12/1995	Varner	128/207.17
5,529,062	A *	6/1996	Byrd	128/207.17
5,782,236	A *	7/1998	Ess	128/207.17
5,918,599	A *	7/1999	Shesol	128/207.17
6,105,577	A *	8/2000	Varner	128/207.17
6,578,576	B1 *	6/2003	Taormina et al.	128/207.17
6,612,309	B1 *	9/2003	Ancona	128/207.17
6,722,369	B1 *	4/2004	Kron	128/207.17
6,779,525	B1 *	8/2004	Oganesian	128/207.17
6,994,088	B2 *	2/2006	Briggs, III	128/207.17
D568,987	S *	5/2008	Adams	D24/110.4
7,469,700	B2 *	12/2008	Baran	128/207.14
7,699,055	B2 *	4/2010	Waldeck	128/207.17
2007/0144527	A1 *	6/2007	Wilson et al.	128/207.17

* cited by examiner

Primary Examiner — Ian Simmons

Assistant Examiner — Charles Hanson

(74) *Attorney, Agent, or Firm* — Rader, Fishman & Grauer
PLLC

(57) **CLAIM**

The ornamental design for a tracheostomi neck band, as shown and described.

DESCRIPTION

FIG. 1 is a front elevation of a tracheostomi neck band showing my new design;

FIG. 2 is a side elevation of the tracheostomi neck band;

FIG. 3 is bottom elevation of the tracheostomi neck band;

FIG. 4 is a top perspective view from a side of the tracheostomi neck band;

FIG. 5 is a bottom perspective view from a side of the tracheostomi neck band;

FIG. 6 is an end elevation of a first end of the tracheostomi neck band;

FIG. 7 is an end elevation of a second end of the tracheostomi neck band;

FIG. 8 is a first perspective view of the tracheostomi neck band without an insert;

FIG. 9 is a second perspective view of the tracheostomi neck band with a first insert;

FIG. 10 is a third perspective view of the tracheostomi neck band with a second insert;

FIG. 11 illustrates a detached element of the design in the same orientation as the full design illustrated in FIG. 1;

FIG. 12 illustrates a detached element of the design in the same orientation as the full design illustrated in FIG. 2;

FIG. 13 illustrates a detached element of the design in the same orientation as the full design illustrated in FIG. 3;

FIG. 14 illustrates a detached element of the design in the same orientation as the full design illustrated in FIG. 4;

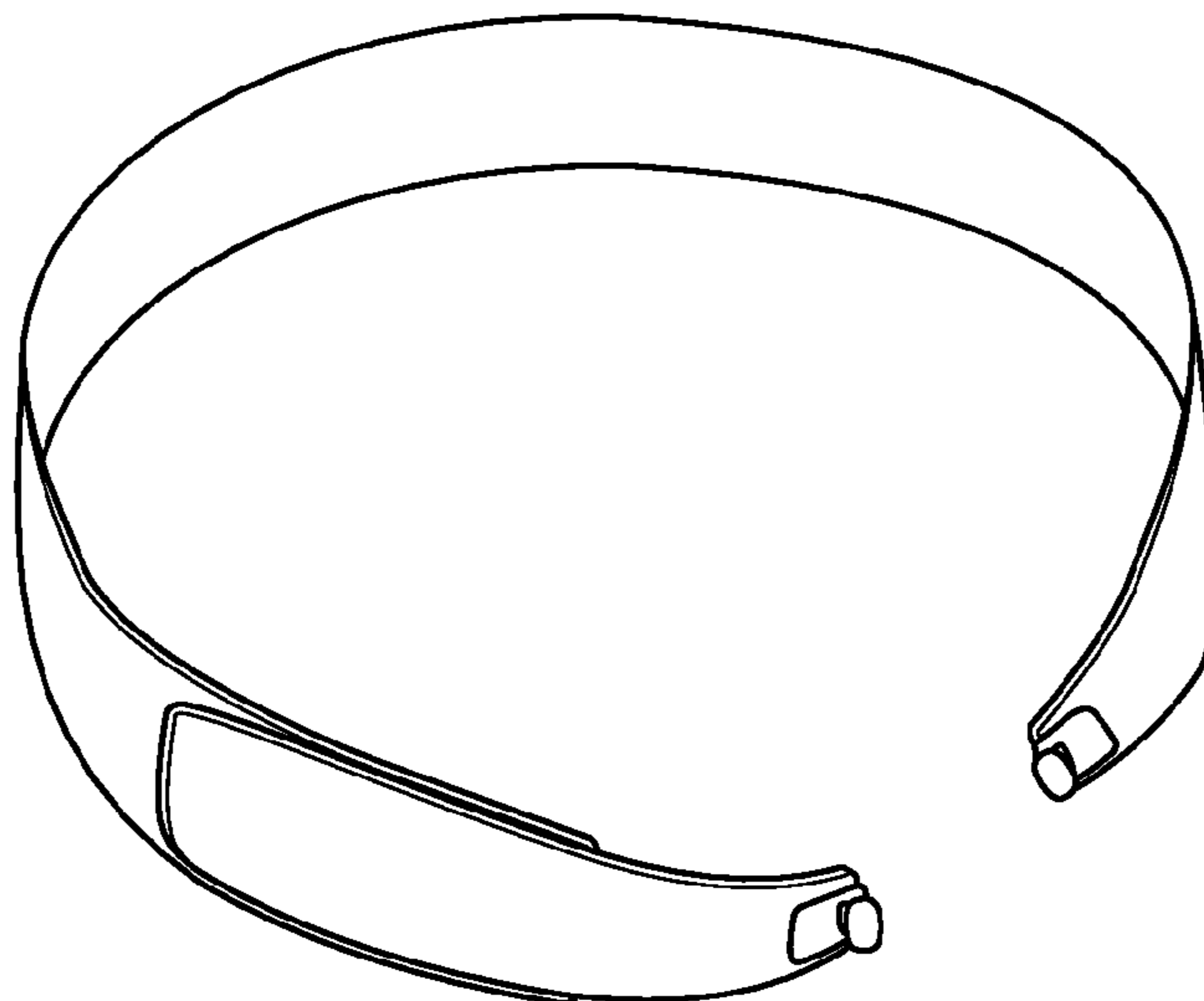
FIG. 15 illustrates a detached element of the design in the same orientation as the full design illustrated in FIG. 5;

FIG. 16 illustrates a detached element of the design in the same orientation as the full design illustrated in FIG. 6; and,

FIG. 17 illustrates a detached element of the design in the same orientation as the full design illustrated in FIG. 7.

The broken line showing in FIGS. 9 and 10 are included for the purpose of illustrating environment and forms no part of the claimed design.

1 Claim, 4 Drawing Sheets






FIG. 1

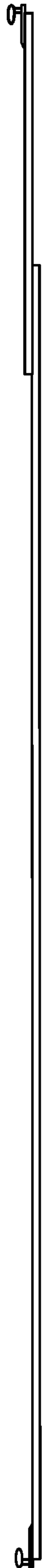
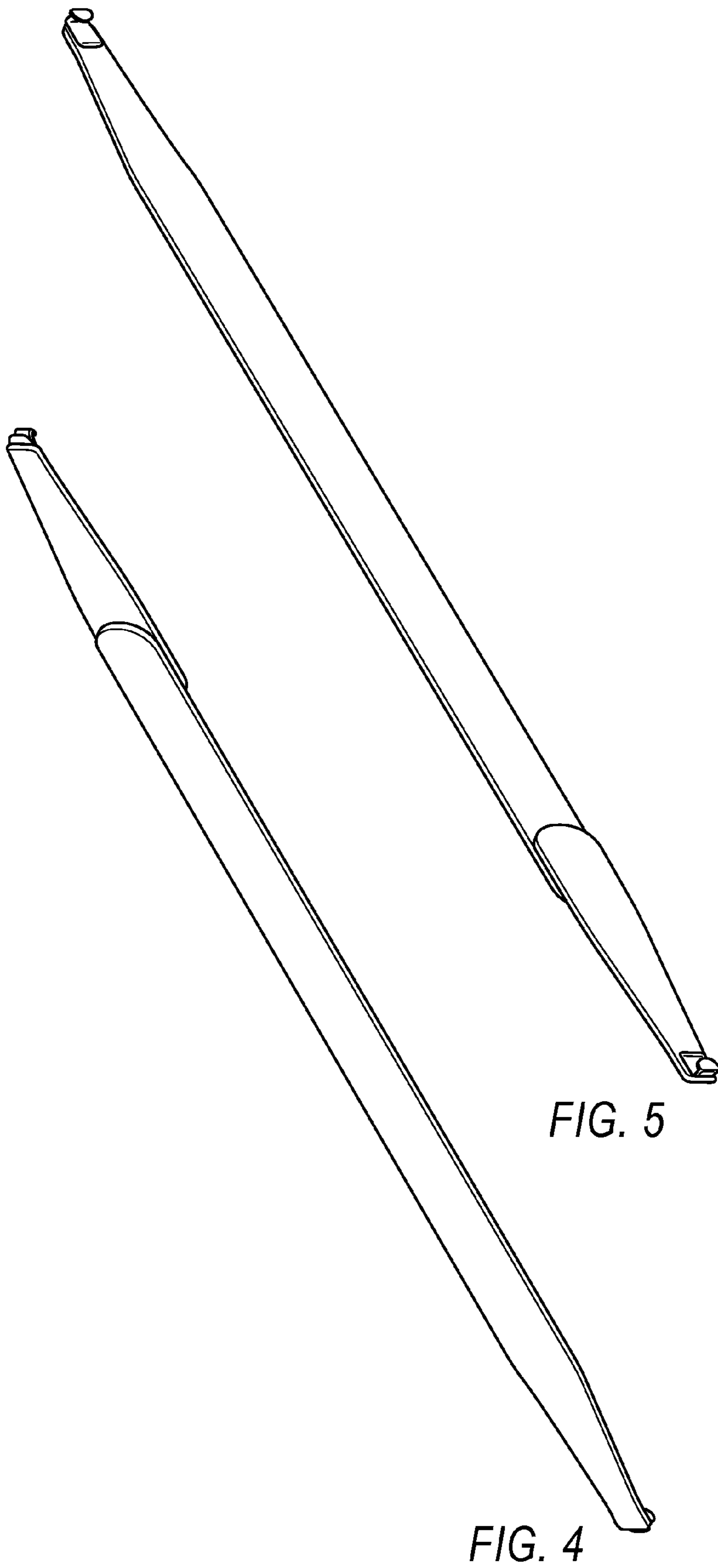


FIG. 2



FIG. 3



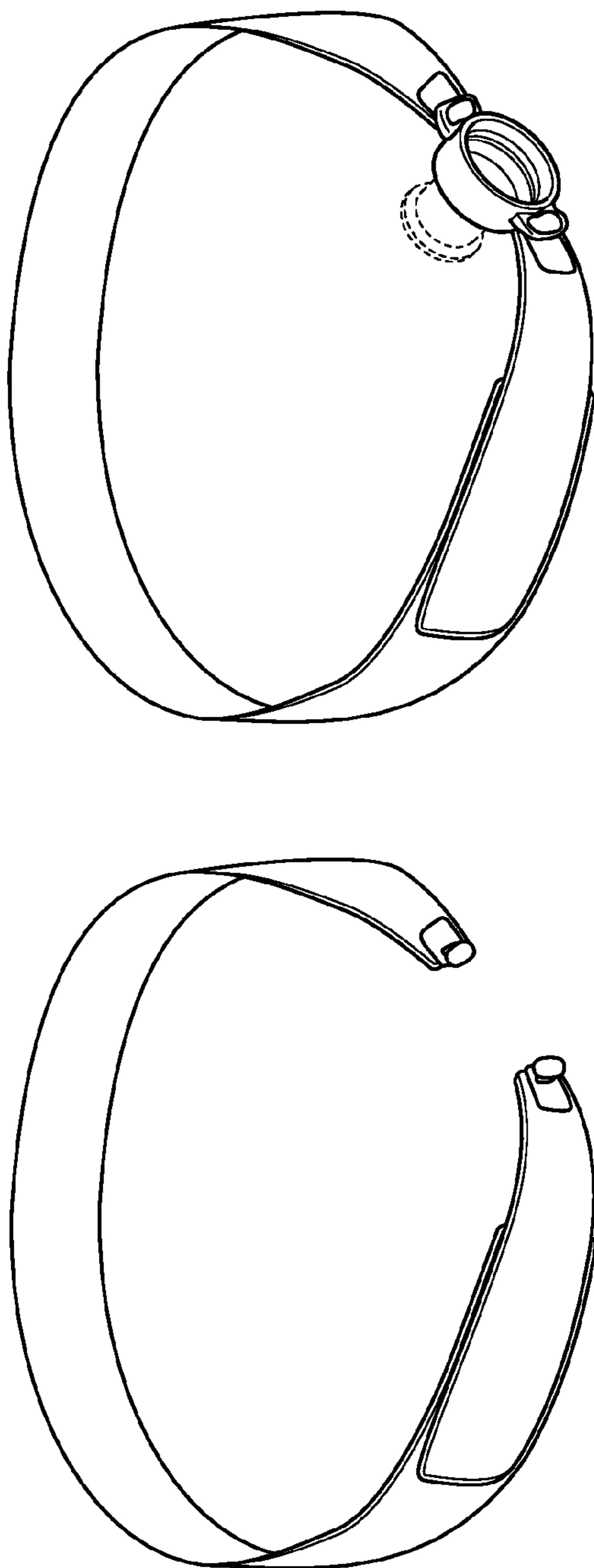


FIG. 9

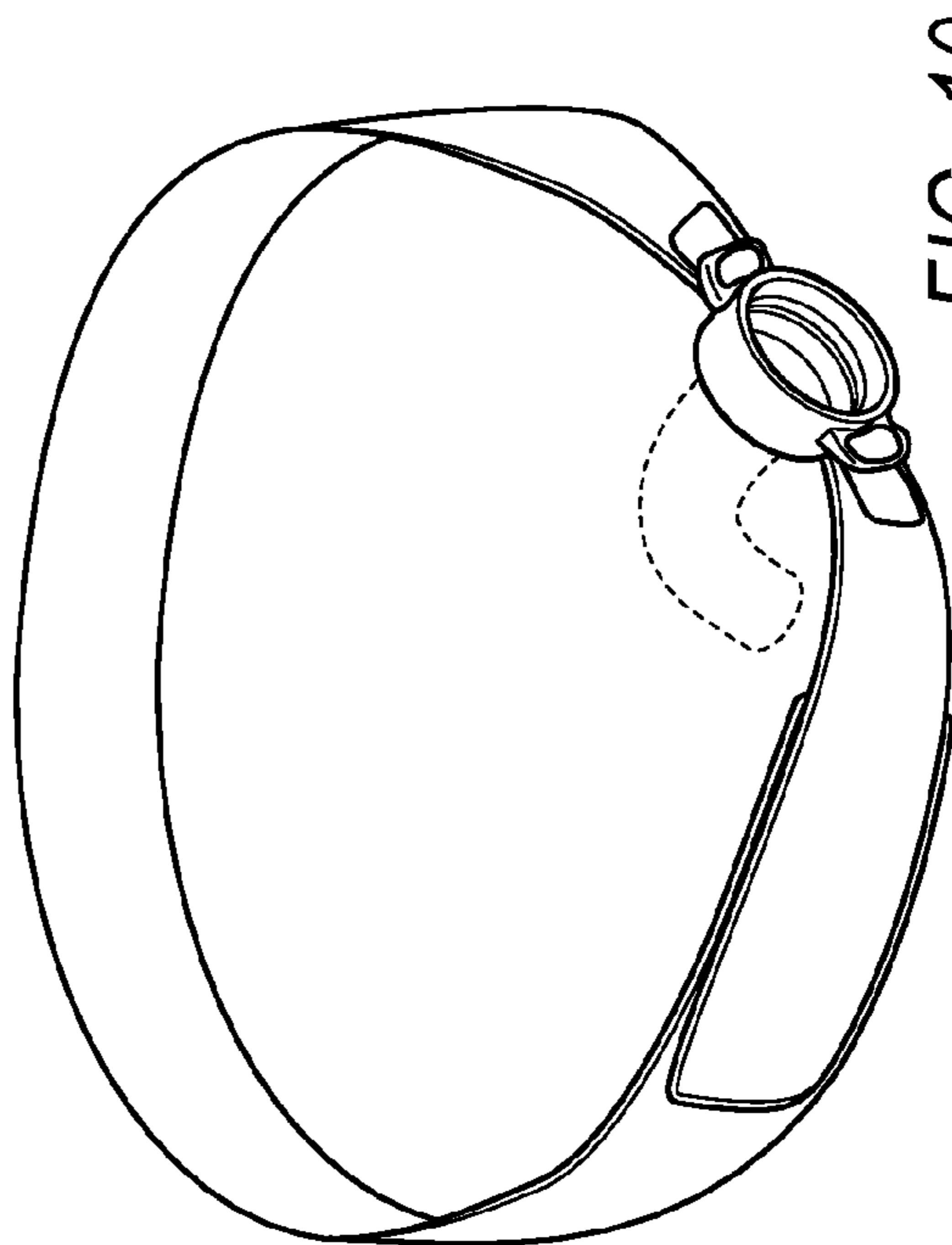


FIG. 10

FIG. 8

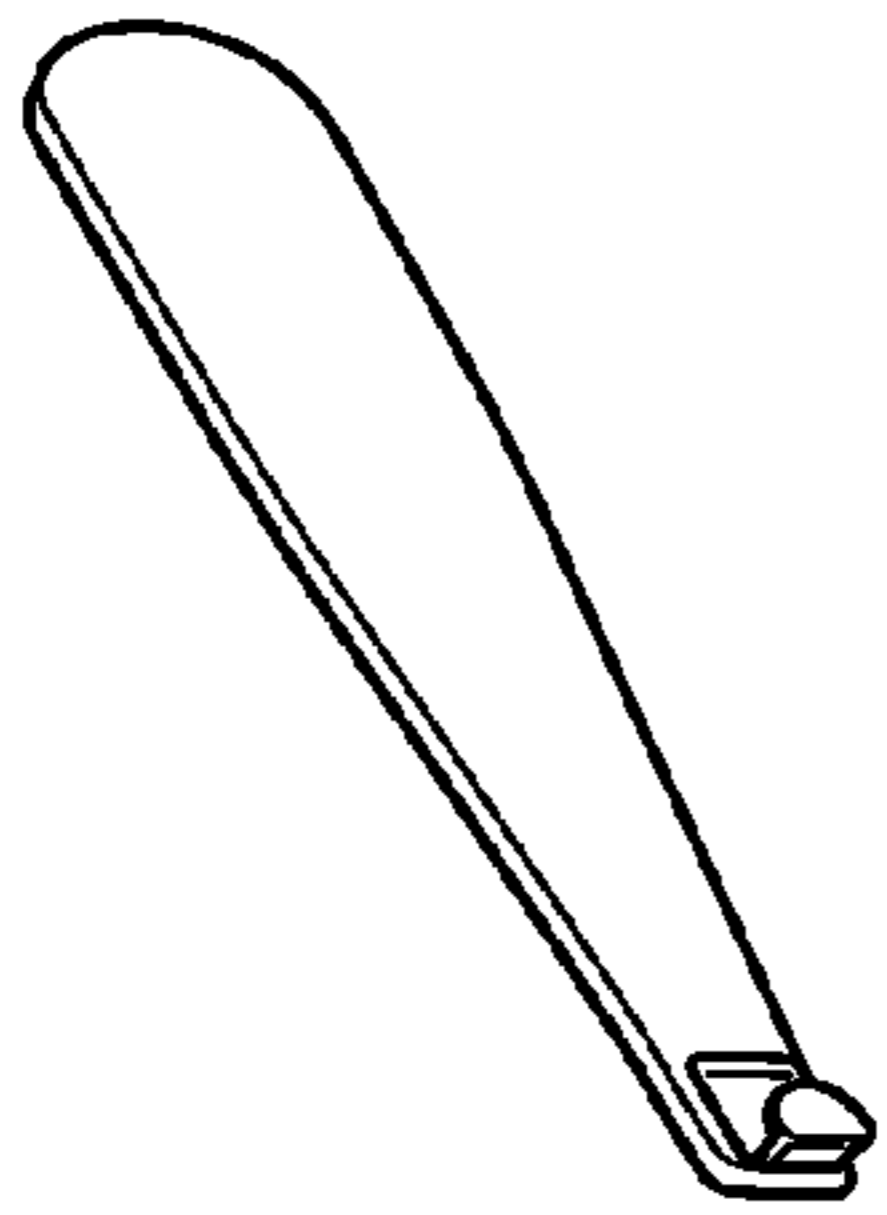


FIG. 15



FIG. 16

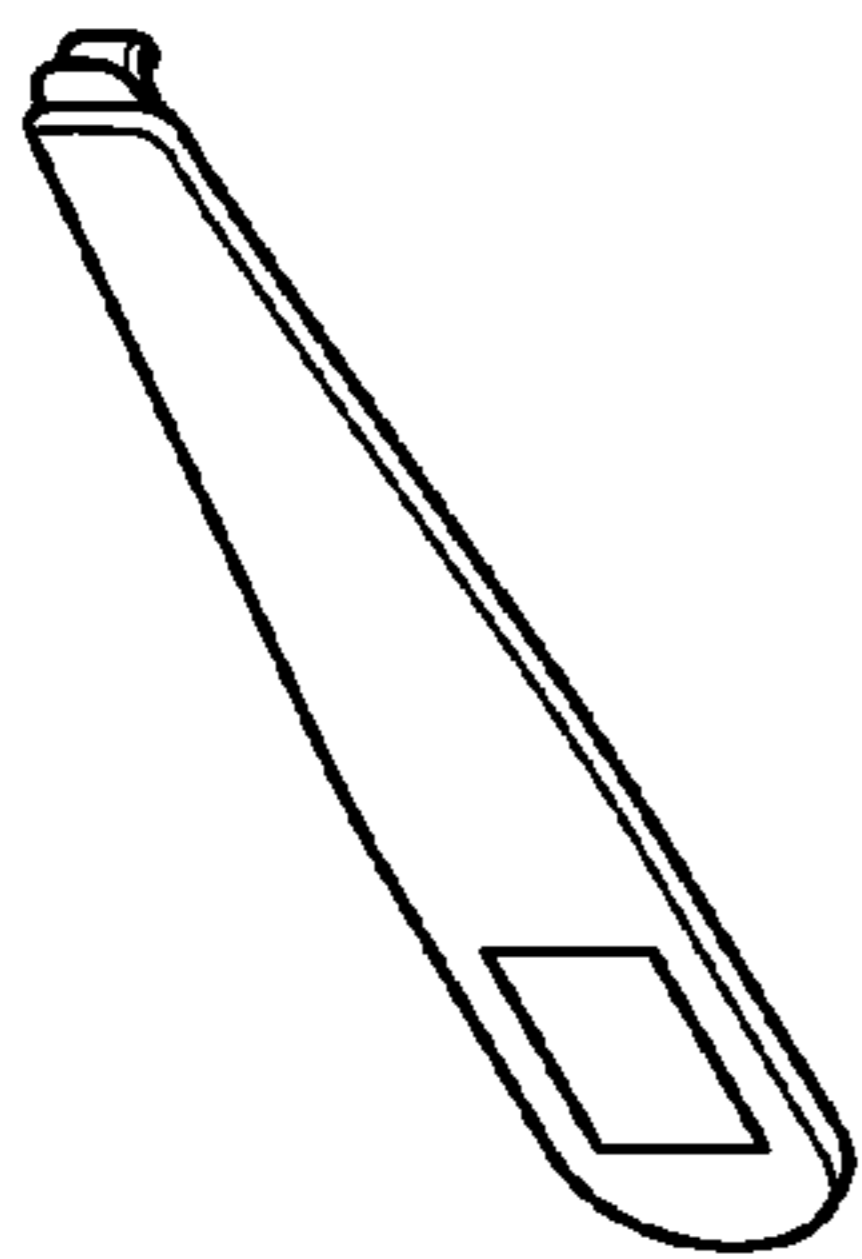


FIG. 14

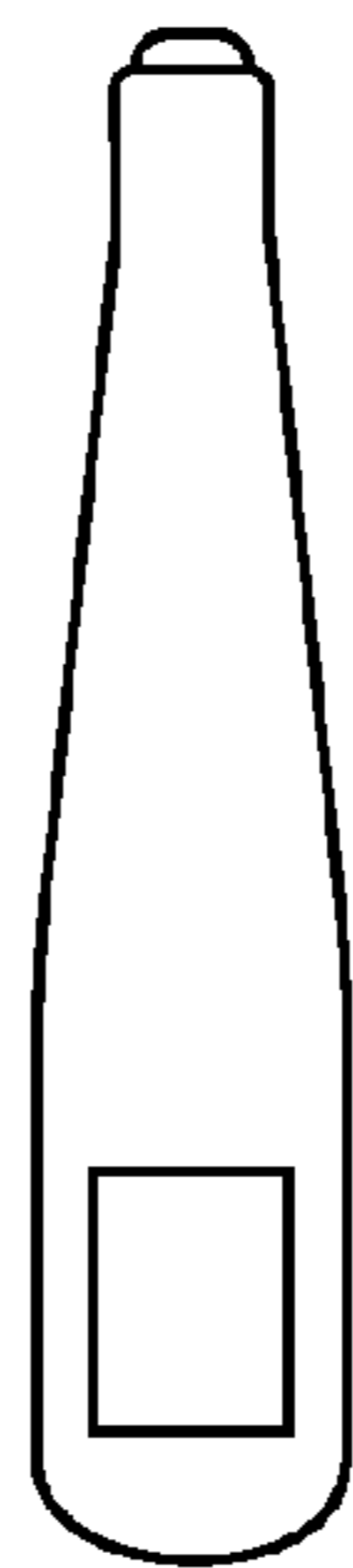


FIG. 11




FIG. 12



FIG. 13



FIG. 17

UNITED STATES PATENT AND TRADEMARK OFFICE
CERTIFICATE OF CORRECTION

PATENT NO. : D646,779 S
APPLICATION NO. : 29/261771
DATED : October 11, 2011
INVENTOR(S) : Jan-Ove Persson

Page 1 of 1

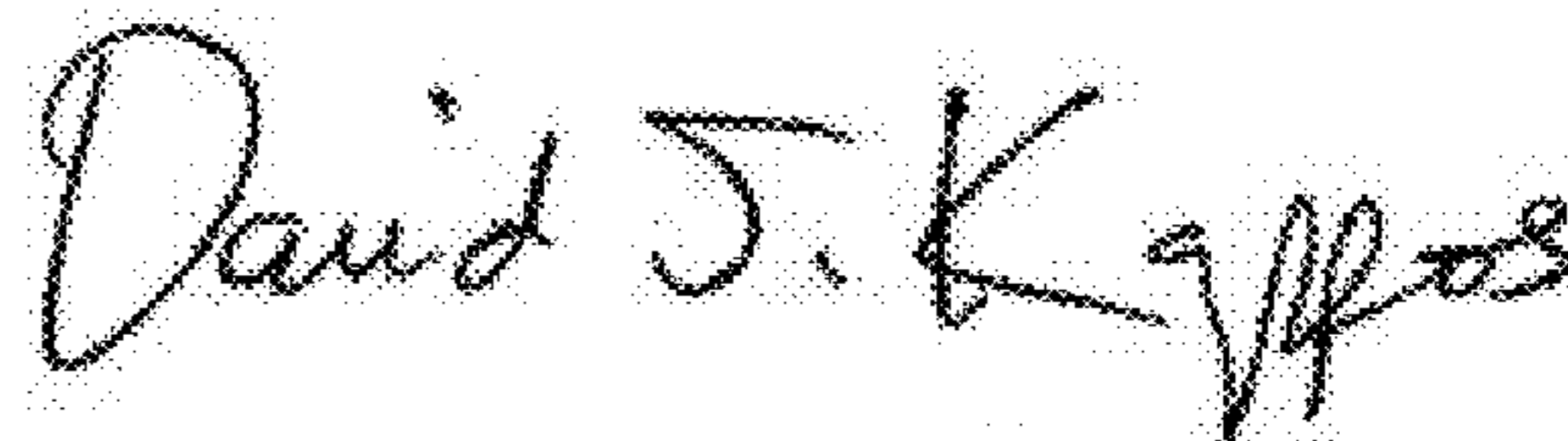
It is certified that error appears in the above-identified patent and that said Letters Patent is hereby corrected as shown below:

Title Page, Col. 2

FIG. 7 is ~~[[and]]~~ an end elevation of a second end of the tracheostomi neck band;

FIG. 16 illustrates a detached element of the design in the same orientation as the full design illustrated in FIG. 6; and~~[[,]]~~

Signed and Sealed this
Twenty-ninth Day of November, 2011

A handwritten signature in black ink that reads "David J. Kappos". The signature is written in a cursive style with a large, stylized "D" and "K".

David J. Kappos
Director of the United States Patent and Trademark Office